



# Women in the Criminal Justice System Dashboard

A [web-based data visualisation tool](#) has been created alongside the report this year, allowing users to view and customise charts based on the published statistics. This dashboard should be seen as a prototype and we hope to continue to develop it for future iterations if there is significant interest. The dashboard should be used as way to discover the data available from the Criminal Justice System and be used a launching point for further investigation.

The production team are looking to focus more on the dashboard and reduce commentary within the WCJS bulletin in the future in order to maximise the experience of our users and flexibility of analysis. Feedback on this proposal is welcomed. [Please complete the survey to contact the team.](#)



## Women and the Criminal Justice System 2021




This report compiles statistics from data sources across the Criminal Justice System, to provide a combined perspective on the typical experiences of females and males in England and Wales.

- This dashboard should be seen as a tool to accompany the current Women and the criminal justice system publication and therefore the commentary and tables (linked on the right) have been produced as normal with no functionality being removed.
- This dashboard is still a work in progress, and we hope to continue to develop it for future iterations if there is significant interest.
- The dashboard should be used as way to discover the data available from the Criminal Justice System and be used a launching point for further investigation.
- Follow the links on this page for commentary and tables, available in an accessible format.
- We are seeking feedback on the addition of the dashboard - please use the 'feedback survey' link.

[Dashboard Contents page](#) [Dashboard discovery page](#)

[Women and the Criminal Justice System landing page](#)

[Commentary](#) [Feedback survey](#)



**Statistics on Women and the Criminal Justice System, 2021**  
England and Wales

Last update: 24 November 2022  
Next update: 21 November 2024  
We hope to update the dashboard in line with the report cycle based on user feedback

Data Sources included in the dashboard - click on the logos to go to their website

