



Pubs Code  
Adjudicator



**CI Arb**  
evolving to resolve

# Pubs Code Arbitration Quarterly Report

This report provides information for the period 1 July 2022 to 30 September 2022

- This report is based on live arbitration data and is correct at the time it is captured for the purposes of publication
- A referral may include more than one dispute type and so total referrals by Pub-owning Business may not match totals by dispute type
- Open and closed cases figures at 30/06/2022 updated. Incorrect figures showing on the report covering the period 1 April 2022 to 30 June 2022.

# Accepted Arbitration Referrals

Cases accepted in the three-month period between 1 July 2022 and 30 September 2022

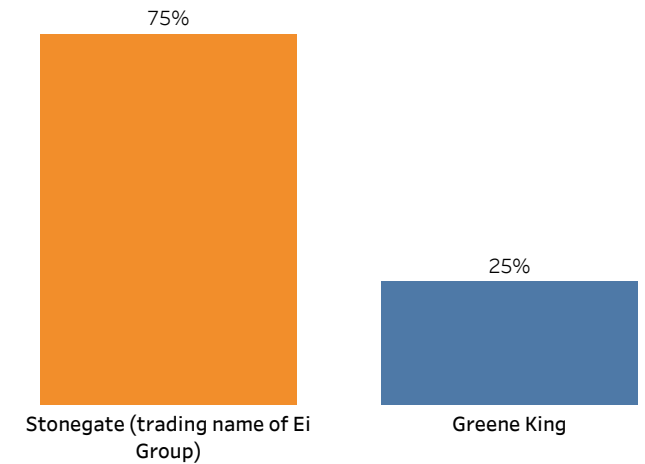
## Accepted Referrals by Pub-owning Business and Dispute Type

This table shows the comparison to accepted cases in the previous three-month period (between 1 April 2022 and 30 June 2022) and the cumulative total for the year (beginning 1 April 2022 to 30 September 2022).

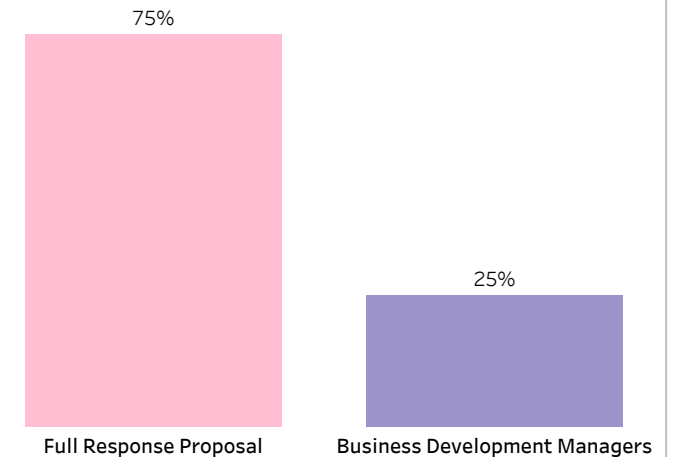
Pub-owning Business	Dispute Type	This Quarter 01/07/2022 to 30/09/2022	Last Quarter 01/04/2022 to 30/06/2022	Variance to Last Quarter	Year to Date 01/04/2022 to 30/09/2022
Greene King	Total	1	3	-2	4
	Full Response Proposal	1	3	-2	4
Marston's*	Total	0	1	-1	1
	Business Development Managers	0	1	-1	1
	Rent Assessments	0	1	-1	1
Punch Pubs and Co	Total	0	1	-1	1
	Independent Assessor	0	1	-1	1
Star Pubs and Bars	Total	0	2	-2	2
	Full Response Proposal	0	2	-2	2
Stonegate (trading name of Ei Group)	Total	3	2	1	5
	Business Development Managers	1	0	1	1
	Full Response Proposal	2	2	0	4
<b>Grand Total</b>		<b>4</b>	<b>9</b>	<b>-5</b>	<b>13</b>

\*Indicates more than one dispute type for a single case

## Accepted Referrals by Pub-owning Business for This Quarter 01/07/2022 to 30/09/2022



## Accepted Referrals by Dispute Type for This Quarter 01/07/2022 to 30/09/2022



# Open Arbitration Referrals

Cases open as of 30 September 2022

## Open Cases by Pub-owning Business and Dispute Type

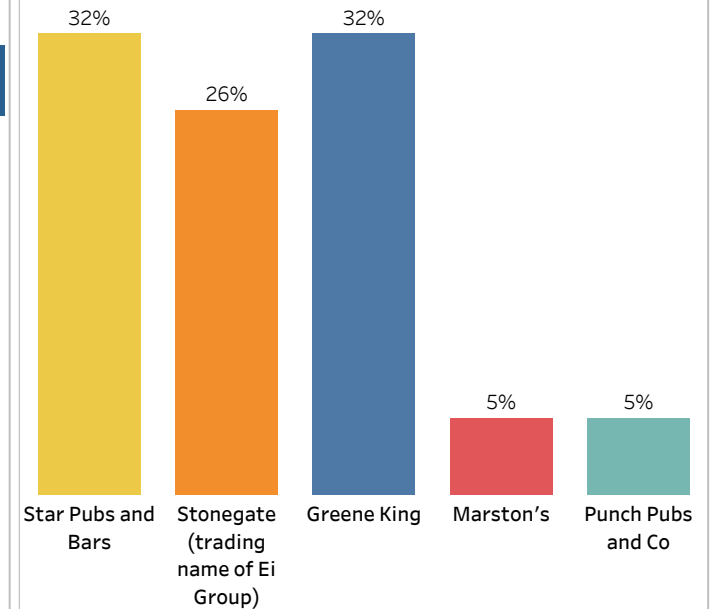
This table shows the comparison to open cases at the end of the previous three-month period (open cases as of 30 June 2022).

Pub-owning Business	Dispute Type	Open Cases on 30/09/2022	Open Cases on 30/06/2022	Variance to Last Quarter
Greene King	Total	6	7	-1
	Full Response Proposal	6	7	-1
Marston's*	Total	1	1	0
	Business Development Managers	1	1	0
	Rent Assessments	1	1	0
Punch Pubs and Co	Total	1	4	-3
	Full Response Proposal	1	2	-1
	Independent Assessor	0	2	-2
Star Pubs and Bars*	Total	6	10	-4
	Full Response Proposal	6	9	-3
	Independent Assessor	0	1	-1
	Subsequent Proposed Tenancy	0	1	-1
Stonegate (trading name of Ei Group)	Total	5	6	-1
	Business Development Managers	1	0	1
	Full Response Proposal	4	6	-2
<b>Grand Total</b>		<b>19</b>	<b>28</b>	<b>-9</b>

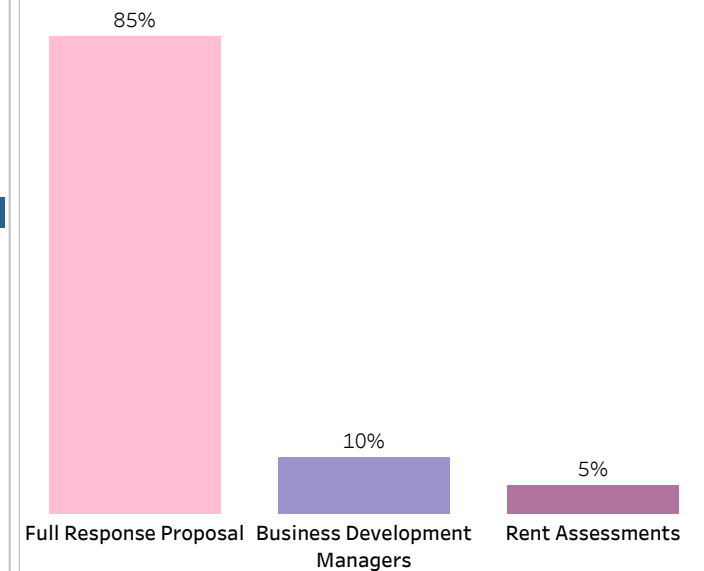
\*Indicates more than one dispute type for a single case

-One Star Pubs and Bars case closed in August. Incorrectly shown as closed in previous quarterly report ( 1 April – 30 June 2022)

## Open Cases by Pub-owning Business as of 30/09/2022



## Open Cases by Dispute Type as of 30/09/2022



# Closed Arbitration Cases

Cases closed in the three-month period between 1 July 2022 and 30 September 2022

## Closed Cases by Pub-owning Business, Outcome and Dispute Type


This tables show the comparison to closed cases in the previous three-month period (between 1 April 2022 and 30 June 2022) and the cumulative total for the year (beginning 1 April 2022 to 30 September 2022).

Pub-owning Business	Outcome	Dispute Type	This Quarter 01/07/2022 to 30/09/2022	Last Quarter 01/04/2022 to 30/06/2022	Variance to Last Quarter	Year to Date 01/04/2022 to 30/09/2022
Greene King	All Outcomes		2	5	-3	7
	Claim Withdrawn	Full Response Proposal	2	0	2	2
	Lease Assigned/Forfeited/Surrendered/Expired	Full Response Proposal	0	1	-1	1
	Other	Full Response Proposal	0	1	-1	1
	Parties Agreed (MRO) - MRO Tenancy	Full Response Proposal	0	2	-2	2
	Parties Agreed (MRO) - No Information Provided	Full Response Proposal	0	1	-1	1
Marston's	All Outcomes		0	1	-1	1
	Parties Agreed (MRO) - Varied Tied Tenancy	Full Response Proposal	0	1	-1	1
Punch Pubs and Co	All Outcomes		3	2	1	5
	Claim Withdrawn	Independent Assessor	1	0	1	1
	Final Award on Substantive Issues	Full Response Proposal	0	2	-2	2
		Independent Assessor	1	0	1	1
	Parties Agreed (MRO) - MRO Tenancy	Full Response Proposal	1	0	1	1
Star Pubs and Bars*	All Outcomes		4	8	-4	12
	Claim Withdrawn	Full Response Proposal	0	2	-2	2
		Independent Assessor	1	0	1	1
		Rent Assessments	0	1	-1	1
	Parties Agreed (MRO) - MRO Tenancy	Full Response Proposal	1	2	-1	3
	Parties Agreed (MRO) - New Tied Tenancy	Full Response Proposal	0	1	-1	1
	Parties Agreed (MRO) - No Information Provided	Full Response Proposal	2	2	0	4
		Subsequent Proposed Tenancy	1	0	1	1
	Stonegate (trading name of Ei Group)	All Outcomes		4	7	-3
Claim Withdrawn		Full Response Proposal	1	0	1	1
Final Award on Substantive Issues		Full Response Proposal	0	1	-1	1
		Independent Assessor	0	1	-1	1
		Rent Assessments	0	1	-1	1
Lease Assigned/Forfeited/Surrendered/Expired		Full Response Proposal	2	0	2	2
Parties Agreed (MRO) - MRO Tenancy		Full Response Proposal	1	4	-3	5
<b>All Closed Cases</b>			<b>13</b>	<b>23</b>	<b>-10</b>	<b>36</b>

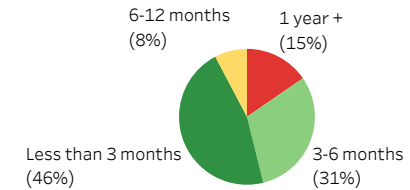
\*Indicates more than one dispute type for a single case

-One Greene King case closed in June. Incorrectly shown as open in previous quarterly report ( 1 April – 30 June 2022)

## Closed Cases by Outcome for This Quarter 01/07/2022 to 30/09/2022

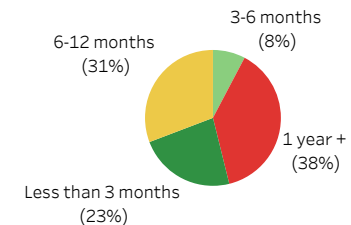


## Closed Cases by Duration (minus stay periods agreed by parties) for This Quarter 01/07/2022 to 30/09/2022



Duration (minus stay periods agreed by parties)	Cases Closed This Quarter 01/07/2022 to 30/09/2022	Cases Closed Year to Date 01/04/2022 to 30/09/2022
Less than 3 months	6	12
3-6 months	4	12
6-12 months	1	4
1 year +	2	8
<b>Grand Total</b>	<b>13</b>	<b>36</b>

## Closed Cases by Duration (including stay periods agreed by parties) for This Quarter 01/07/2022 to 30/09/2022



Duration (including stay periods agreed by parties)	Cases Closed This Quarter 01/07/2022 to 30/09/2022	Cases Closed Year to Date 01/04/2022 to 30/09/2022
Less than 3 months	3	3
3-6 months	1	6
6-12 months	4	15
1 year +	5	12
<b>Grand Total</b>	<b>13</b>	<b>36</b>