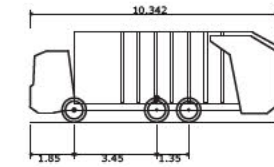




NOTES:

DESIGN SUBJECT TO CAPACITY ANALYSIS.

VEHICLE USED:

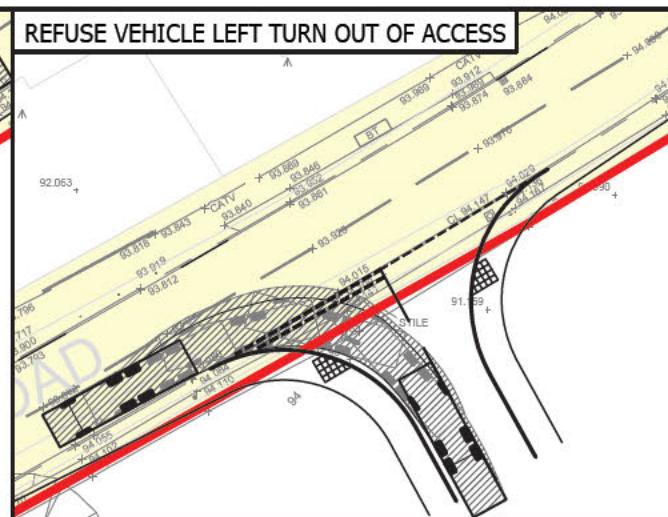
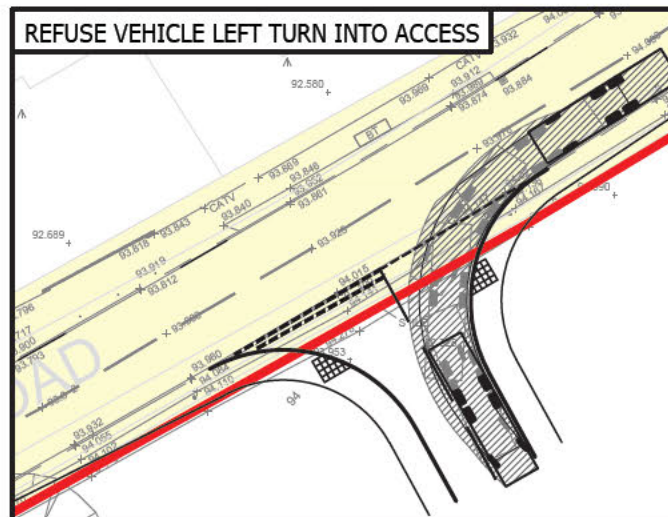
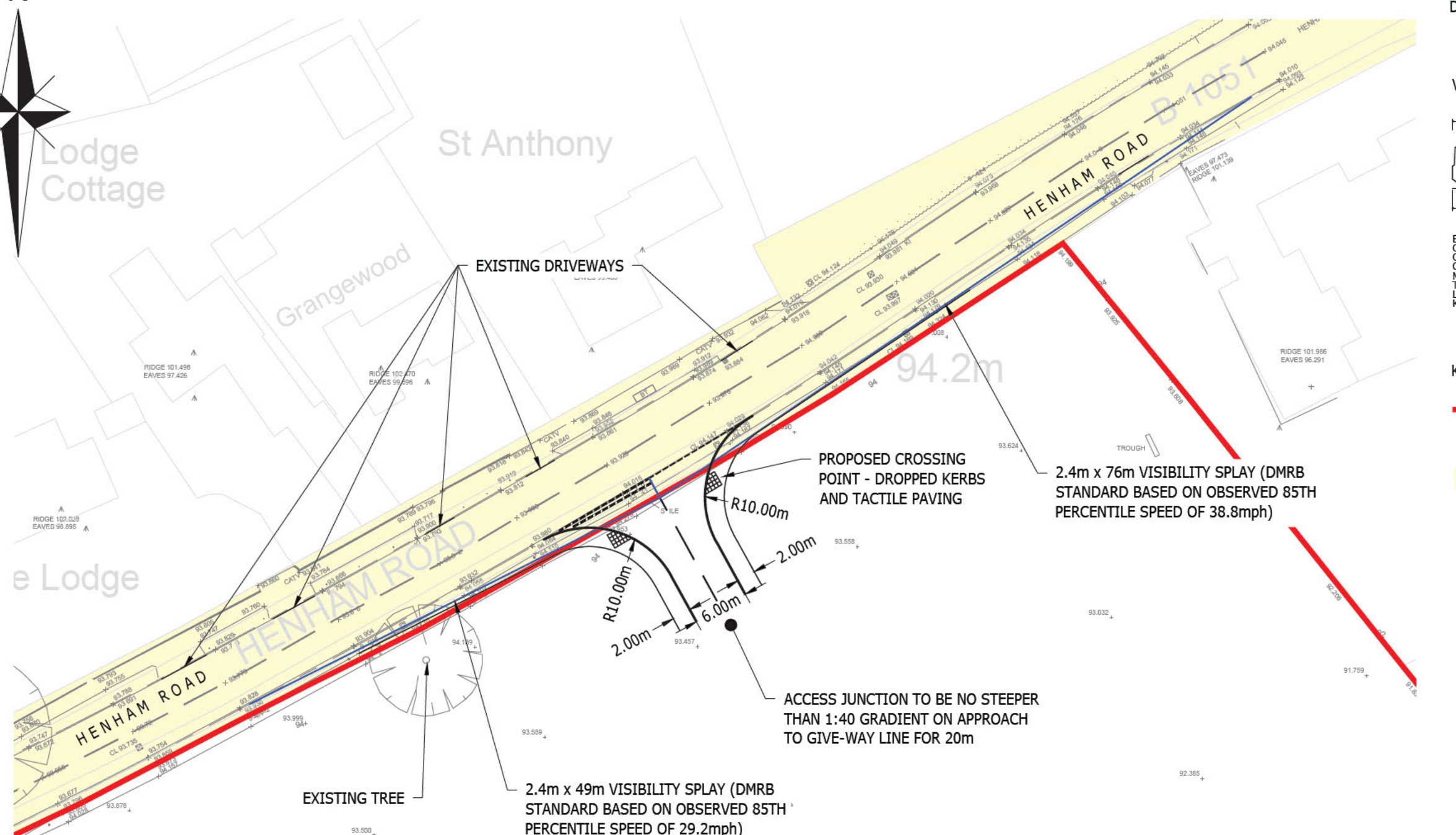


Essex Large Refuse Veh cle (3 axle)	10.342m
Overall Length	2.450m
Overall Width	3.814m
Overall Body Height	0.366m
Min Body Ground Clearance	2.450m
Track Width	4.00s
Lock to lock time	9.500m
Kerb to Kerb Turning Radius	

KEY:

- REDLINE BOUNDARY TRANSCRIBED FROM PDF
- HIGHWAY BOUNDARY TRANSCRIBED FROM ECC RECORDS

DRAFT



Rev	Description	Drn	Chk	App	Date
ARDENT CONSULTING ENGINEERS					
Third Floor The Hallmark Building 52-56 Leadenhall Street London EC3M 5JE Tel: 020 7680 4088 E-mail: enquiries@ardent-ce.co.uk					
Client: COUNTRYSIDE PROPERTIES LTD					
Project Title: LAND SOUTH OF HENHAM ROAD, ELSENHAM					
Drawing Title: PROPOSED ACCESS ARRANGEMENTS					
A3 Scale	Date	Designed by			
1:500	30.03.21	DV			
Drawn by	Checked by	Approved by			
DV	DV	IW			
Drawing Number: 2008170-006					Rev: -

Reproduced from/based upon Ordnance Survey material with the permission of the Controller of Her Majesty's Stationary Office. Crown Copyright Reserved. Licence No. 100044861