



Pubs Code
Adjudicator



CI Arb
evolving to resolve

Pubs Code Arbitration Quarterly Report

This report provides information for the period 1 April 2022 and 30 June 2022

- This report is based on live arbitration data and is correct at the time it is captured for the purposes of publication
- A referral may include more than one dispute type and so total referrals by Pub-owning Business may not match totals by dispute type
- Open cases figure at 31/03/2022 updated. Incorrect figure showing on the report covering the period 01 January to 31 March 2022

Accepted Arbitration Referrals

Cases accepted in the three-month period between 1 April 2022 and 30 June 2022

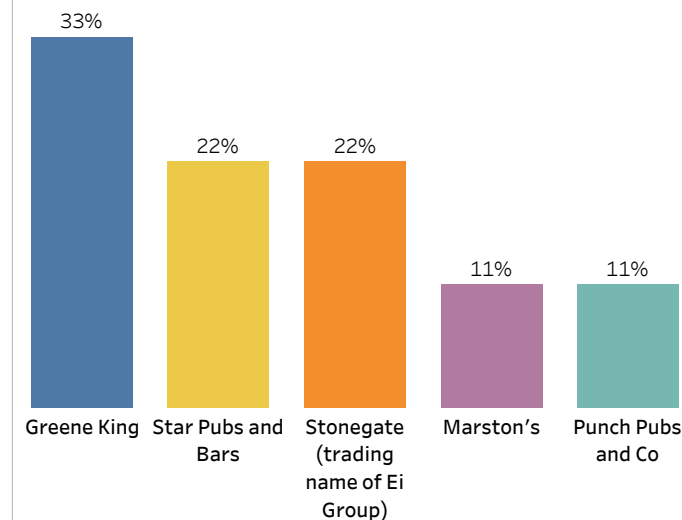
Accepted Referrals by Pub-owning Business and Dispute Type

This table shows the comparison to accepted cases in the previous three-month period (between 1 January 2022 and 31 March 2022) and the cumulative total for the year (beginning 1 April 2022 to 30 June 2022).

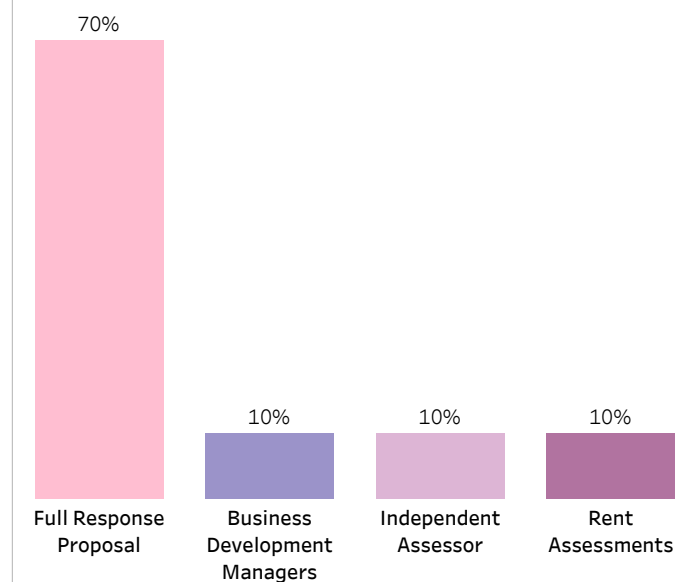
Pub-owning Business	Dispute Type	This Quarter 01/04/2022 to 30/06/2022	Last Quarter 01/01/2022 to 31/03/2022	Variance to Last Quarter	Year to Date 01/04/2022 to 30/06/2022
Greene King	Total	3	2	1	3
	Full Response Proposal	3	2	1	3
Marston's*	Total	1	1	0	1
	Business Development Managers	1	0	1	1
	Full Response Proposal	0	1	-1	0
	Rent Assessments	1	0	1	1
Punch Pubs and Co	Total	1	0	1	1
	Independent Assessor	1	0	1	1
Star Pubs and Bars	Total	2	4	-2	2
	Full Response Proposal	2	3	-1	2
	Independent Assessor	0	1	-1	0
	Subsequent Proposed Tenancy	0	1	-1	0
Stonegate (trading name of Ei Group)	Total	2	2	0	2
	Full Response Proposal	2	2	0	2
Grand Total		9	9	0	9

*Indicates more than one dispute type for a single case

Accepted Referrals by Pub-owning Business for This Quarter 01/04/2022 to 30/06/2022



Accepted Referrals by Dispute Type for This Quarter 01/04/2022 to 30/06/2022



Open Arbitration Referrals

Cases open as of 30 June 2022

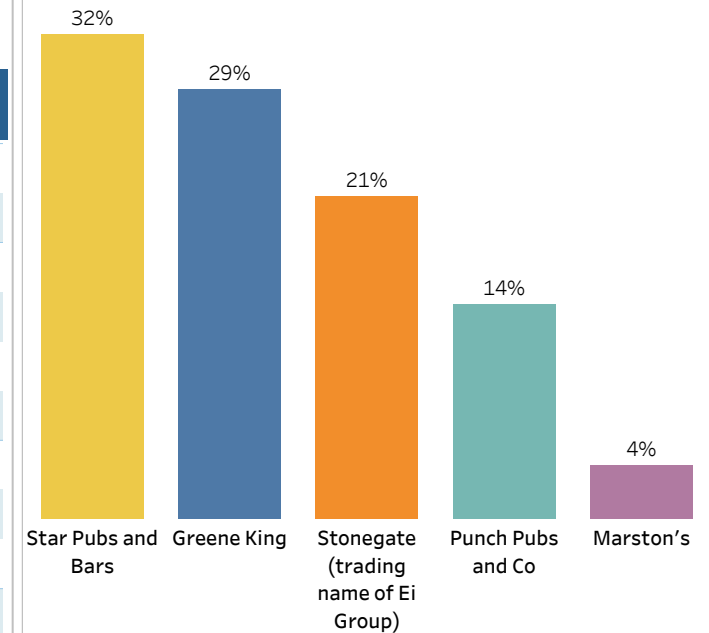
Open Cases by Pub-owning Business and Dispute Type

This table shows the comparison to open cases at the end of the previous three-month period (open cases as of 31 March 2022).

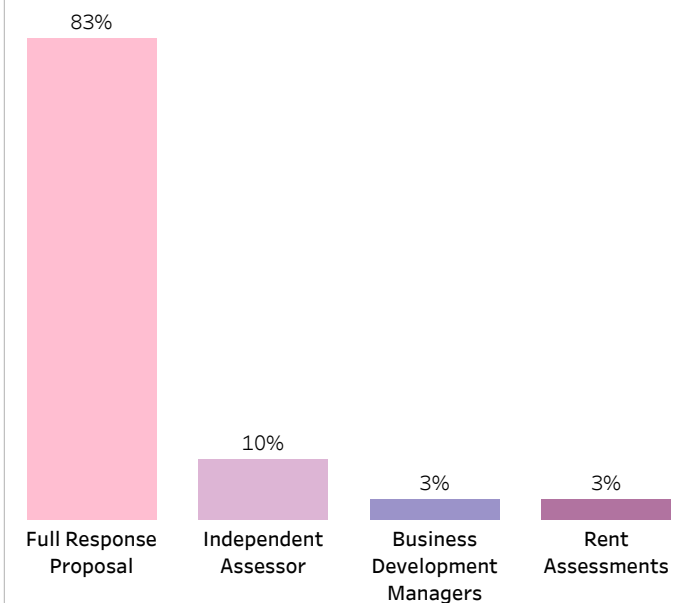
Pub-owning Business	Dispute Type	Open Cases on 30/06/2022	Open Cases on 31/03/2022	Variance to Last Quarter
Greene King	Total	8	9	-1
	Full Response Proposal	8	9	-1
Marston's*	Total	1	1	0
	Business Development Managers	1	0	1
	Full Response Proposal	0	1	-1
	Rent Assessments	1	0	1
Punch Pubs and Co	Total	4	5	-1
	Full Response Proposal	2	4	-2
	Independent Assessor	2	1	1
Star Pubs and Bars	Total	9	17	-8
	Full Response Proposal	8	15	-7
	Independent Assessor	1	1	0
	Rent Assessments	0	1	-1
	Subsequent Proposed Tenancy	0	1	-1
Stonegate (trading name of Ei Group)	Total	6	11	-5
	Full Response Proposal	6	9	-3
	Independent Assessor	0	1	-1
	Rent Assessments	0	1	-1
Grand Total		28	43	-15

*Indicates more than one dispute type for a single case

Open Cases by Pub-owning Business as of 30/06/2022



Open Cases by Dispute Type as of 30/06/2022



Closed Arbitration Cases

Cases closed in the three-month period between 1 April 2022 and 30 June 2022

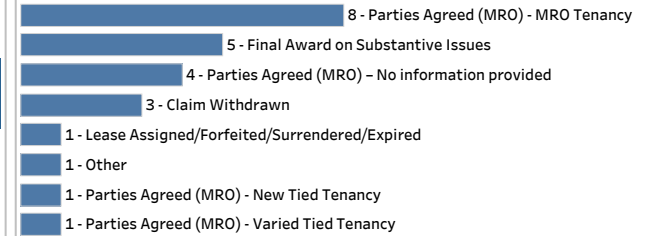
Closed Cases by Pub-owning Business, Outcome and Dispute Type

This tables show the comparison to closed cases in the previous three-month period (between 1 January 2022 and 31 March 2022) and the cumulative total for the year (beginning 1 April 2022 to 30 June 2022).

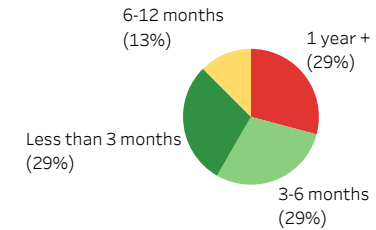
Pub-owning Business	Outcome	Dispute Type	This Quarter 01/04/2022 to 30/06/2022	Last Quarter 01/01/2022 to 31/03/2022	Variance to Last Quarter	Year to Date 01/04/2022 to 30/06/2022
Admiral Taverns	All Outcomes		0	1	-1	0
	Parties Agreed (MRO) - MRO Tenancy	Full Response Proposal	0	1	-1	0
Greene King	All Outcomes		4	5	-1	4
	Lease Assigned/Forfeited/Surrendered/Expired	Full Response Proposal	1	1	0	1
	Other	Full Response Proposal	1	0	1	1
	Parties Agreed (MRO) - MRO Tenancy	Full Response Proposal	1	4	-3	1
	Parties Agreed (MRO) - No information provided	Full Response Proposal	1	0	1	1
Marston's	All Outcomes		1	3	-2	1
	Claim Withdrawn	Full Response Proposal	0	1	-1	0
	Final Award on Substantive Issues	Business Development Managers	0	1	-1	0
		Detriment Due to using Code Rights	0	1	-1	0
	Parties Agreed (MRO) - MRO Tenancy	Full Response Proposal	0	1	-1	0
	Parties Agreed (MRO) - Varied Tied Tenancy	Full Response Proposal	1	0	1	1
Punch Pubs and Co	All Outcomes		2	1	1	2
	Final Award on Substantive Issues	Full Response Proposal	2	0	2	2
	Parties Agreed (MRO) - New Tied Tenancy	Full Response Proposal	0	1	-1	0
Star Pubs and Bars*	All Outcomes		10	8	2	10
	Claim Withdrawn	Full Response Proposal	2	1	1	2
	Rent Assessments		1	0	1	1
	Final Award on Substantive Issues	Full Response Proposal	0	0	0	0
	Parties Agreed - Non-MRO Dispute	Rent Assessments	0	1	-1	0
		Short Agreements	0	1	-1	0
		Sustainable Business Plan	0	1	-1	0
	Parties Agreed (MRO) - MRO Tenancy	Full Response Proposal	3	2	1	3
	Parties Agreed (MRO) - New Tied Tenancy	Full Response Proposal	1	1	0	1
	Parties Agreed (MRO) - No Information Provided	Full Response Proposal	3	2	1	3
		Subsequent Proposed Tenancy	1	0	1	1
Stonegate (trading name of Ei Group)	All Outcomes		7	14	-7	7
	Claim Withdrawn	Full Response Proposal	0	2	-2	0
	Final Award on Substantive Issues	Business Development Managers	0	1	-1	0
		Full Response Proposal	1	0	1	1
		Independent Assessor	1	0	1	1
		Rent Assessments	1	1	0	1
	Lease Assigned/Forfeited/Surrendered/Expired	Business Development Managers	0	3	-3	0
		Detriment Due to using Code Rights	0	1	-1	0
		Rent Assessments	0	2	-2	0
	Parties Agreed (MRO) - MRO Tenancy	Full Response Proposal	4	6	-2	4
		Subsequent Proposed Tenancy	0	1	-1	0
	Parties Agreed (MRO) - Varied Tied Tenancy	Full Response Proposal	0	1	-1	0
All Closed Cases			24	32	-8	24

*Indicates more than one dispute type for a single case

Closed Cases by Outcome for This Quarter 01/04/2022 to 30/06/2022

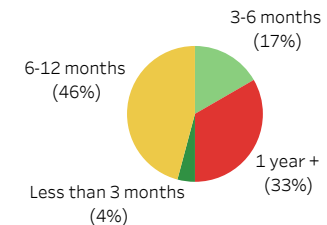


Closed Cases by Duration (minus stay periods agreed by parties) for This Quarter 01/04/2022 to 30/06/2022



Duration (minus stay periods agreed by parties)	Cases Closed This Quarter 01/04/2022 to 30/06/2022	Cases Closed Year to Date 01/04/2022 to 30/06/2022
Less than 3 months	7	7
3-6 months	7	7
6-12 months	3	3
1 year +	7	7
Grand Total	24	24

Closed Cases by Duration (including stay periods agreed by parties) for This Quarter 01/04/2022 to 30/06/2022



Duration (including stay periods agreed by parties)	Cases Closed This Quarter 01/04/2022 to 30/06/2022	Cases Closed Year to Date 01/04/2022 to 30/06/2022
Less than 3 months	1	1
3-6 months	4	4
6-12 months	11	11
1 year +	8	8
Grand Total	24	24