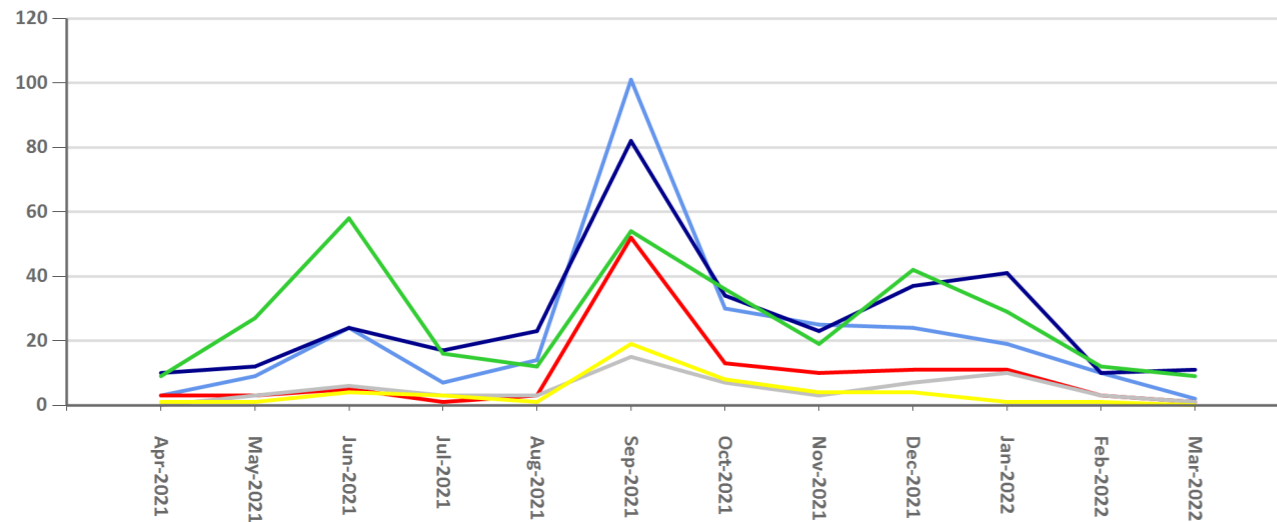




Talk 1st Incident Data Sheet - Ashby

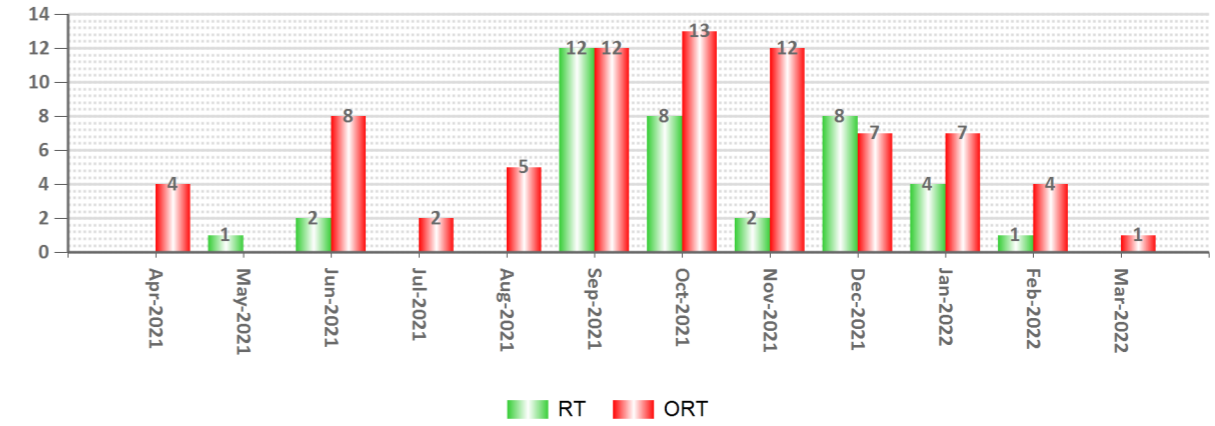
(Alnwood - Ashby, Ashby, Ashby At Alnwood, Roycroft 1)

01/04/2021 - 29/03/2022



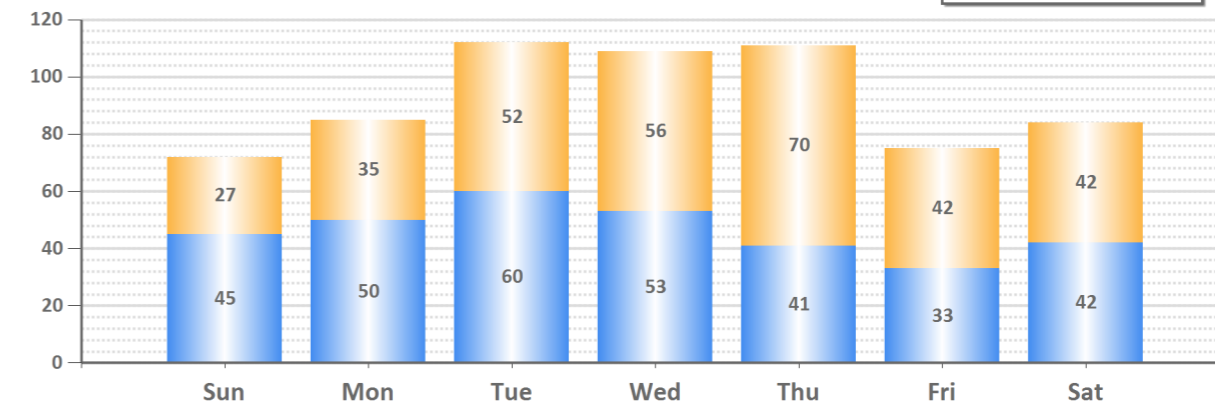
	Apr-2021	May-2021	Jun-2021	Jul-2021	Aug-2021	Sep-2021	Oct-2021	Nov-2021	Dec-2021	Jan-2022	Feb-2022	Mar-2022
Restraint	3	9	24	7	14	101	30	25	24	19	10	2
Prone	3	3	5	1	3	52	13	10	11	11	3	1
Seclusion	0	3	6	3	3	15	7	3	7	10	3	1
MRE	1	1	4	3	1	19	8	4	4	1	1	0
VA	10	12	24	17	23	82	34	23	37	41	10	11
SH	9	27	58	16	12	54	36	19	42	29	12	9

Rapid Tranquilisation



Day

View 1 month data for Day/Time charts



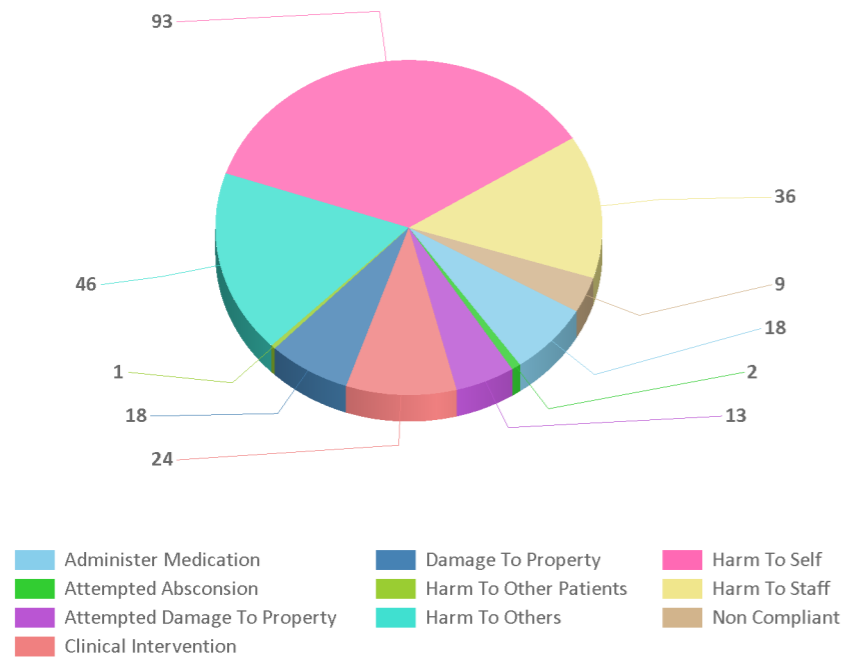


Talk 1st Incident Data Sheet - Ashby

(Alnwood - Ashby, Ashby, Ashby At Alnwood, Roycroft 1)

01/04/2021 - 29/03/2022

Restraint Reason



Seclusion Duration	No. Seclusion
<1Hr	3
5-10Hrs	5
1-5Hrs	6
10-15Hrs	1
15-20Hrs	4
>20Hrs	41
	1

- 268 restraints involving 5 patients
- Staff injured during restraint 5 out of 268 = 1.9%
- Patients injured during restraint 0 out of 268 = 0

Time

