



Government  
Actuary's  
Department

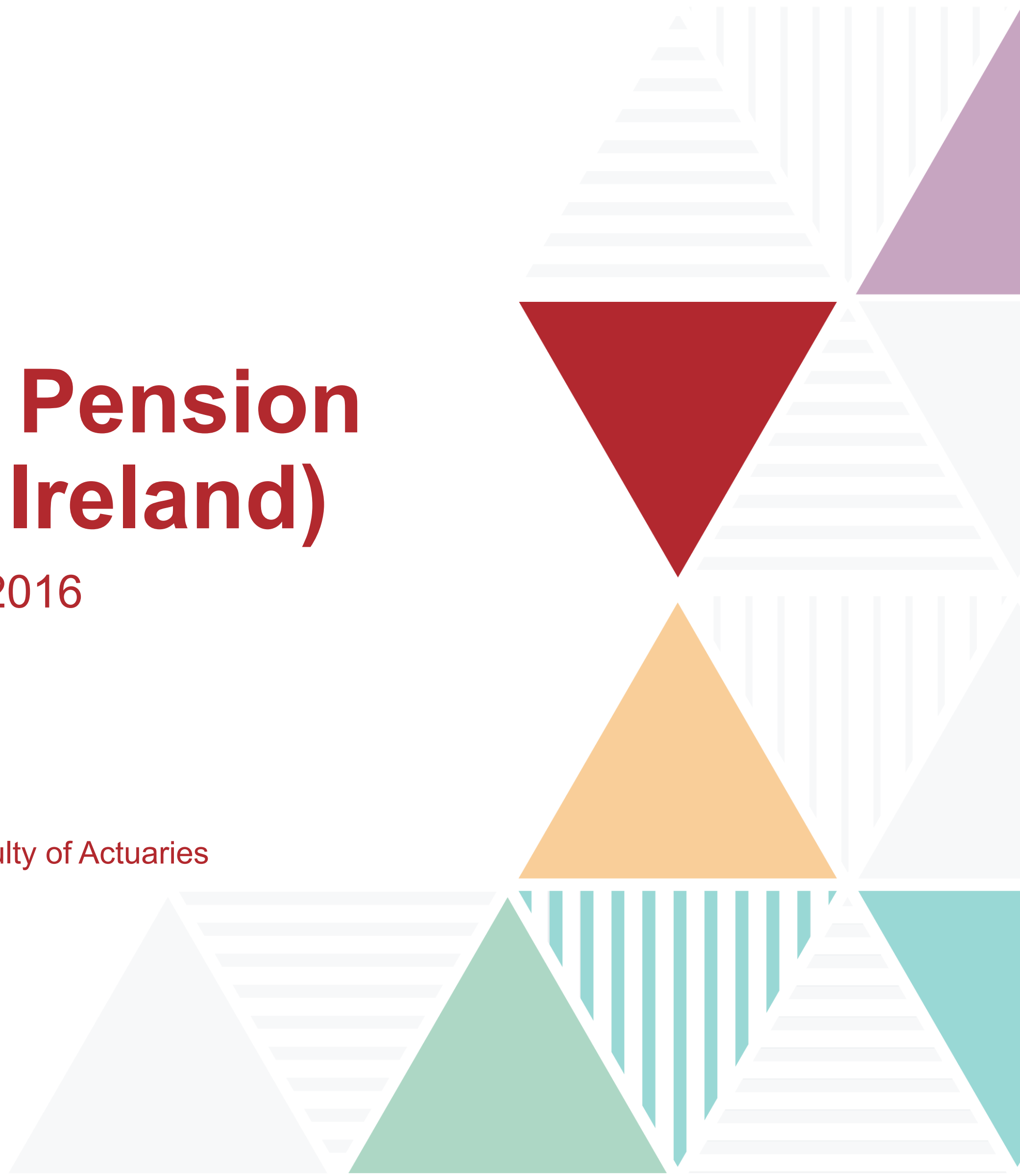
# Local Government Pension Scheme (Northern Ireland)

Cost control valuation as at 31 March 2016

Cost cap valuation report

Martin Clarke  
Government Actuary  
27 June 2022

Michael Scanlon  
Fellow of the Institute and Faculty of Actuaries  
27 June 2022



# Contents

Summary of results Page 3

## Topics

1 Summary Page 3

2 Results Page 6

3 Sensitivities Page 11

4 Future valuations Page 13

## Appendices

A Reliance  
B Remedy cost  
C Sensitivities  
D Glossary

In this report, terms written in ***bold italics*** are defined in the Glossary.

At GAD, we seek to achieve a high standard in all our work. We are accredited under the Institute and Faculty of Actuaries' Quality Assurance Scheme. Our website describes [the standards we apply](#).



# 1. Summary



# Purpose

## Addressee and purpose

This report was commissioned by the Department for Communities (DfC) and is addressed to them. We understand it will be made available to the Scheme Advisory Board.

This ***cost cap valuation report*** sets out the final result of the valuation after the consideration of the remedy of the McCloud discrimination. The separate pre-McCloud ***valuation report*** reflects that the cost control process was paused following the McCloud judgment. The purpose of the pre-McCloud ***valuation report*** is to set out the ***employer contribution correction cost***, an intermediate value in the cost cap valuation calculations. Both reports have been prepared in accordance with Department of Finance Directions of 22 November 2021.

No changes are required on the basis of this ***cost cap valuation report*** (see “Summary of results”). No action is required on the basis of the pre-McCloud ***valuation report***.



# Background

## Cost control mechanism introduced

- Established to ensure a fair balance of risks between scheme members and the taxpayer
- Introduced by [section 12 of the Public Service Pensions Act \(Northern Ireland\) 2014](#) and policy details set out in [HM Treasury \(HMT\) paper of March 2014](#)

## 2013 valuation: Employer cost cap set at 17.0% of pay

- Set in [Regulation 124 of the 2014 Regulations](#), based on the [2013 valuation](#)
- If at subsequent valuations the cost of the scheme is outside a  $\pm 2\%$  corridor above / below the employer cost cap, the 2014 Act requires action to be taken to bring costs back to the target cost

## 2016 valuation: Pause of cost control mechanism

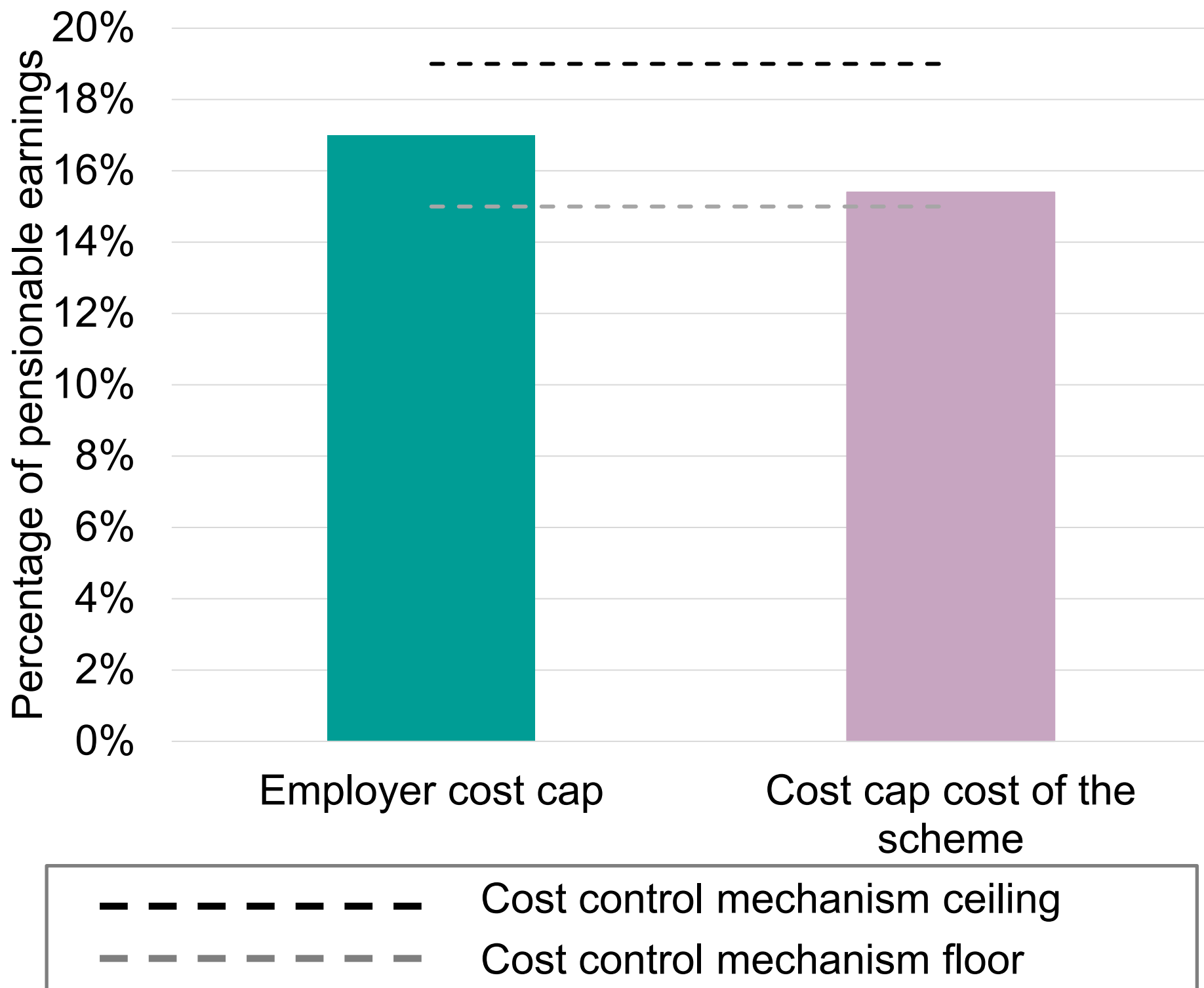
- [HMT announcement 30 January 2019](#): followed the McCloud/Sargeant judgment. This was implemented in February 2019 by the Department of Finance **Directions**

## 2016 valuation: Completion of cost control mechanism

- [HMT announcement 16 July 2020](#) : the pause would be lifted, and the costs of transitional protection remedy would be taken into account. Implemented by Department of Finance Directions of 22 November 2021
- The Northern Ireland assembly has agreed a Legislative Consent Motion which will extend the waiver of breaches of the cost cap ceiling implemented by the Public Service Pensions and Judicial Offices Act 2022 to Public Sector Pension Schemes in Northern Ireland
- [Department of Finance \(DoF\) Directions dated 22 November 2021](#) set the detailed requirements, and further information is available in the [Government Actuary's letter of 10 November 2021](#)

# Summary of results

This report has been commissioned by, and is addressed to, the Department for Communities and sets out the **cost control valuation results** of the Local Government Pension Scheme (Northern Ireland) as at 31 March 2016 (see Appendix A: Reliance for further details).



The **cost cap cost of the scheme** is **-1.6%** below the **employer cost cap**.

The result lies within the  $\pm 2\%$  corridor specified in **Department of Finance (DoF) Regulations**. This result means that no changes to benefits or member contributions are required.

The results of this cost cap valuation are not used to set the employer contribution rate. Employer contributions are payable in accordance with the rates and adjustments certificates issued as part of the actuarial valuations carried out by actuaries appointed by the Northern Ireland Local Government Officers' Superannuation Committee ('NILGOSC').

The **employer cost cap** was determined at the 2013 valuation in accordance with [section 12 of Public Service Pensions Act 2013](#)

## 2. Results



# Cost cap cost of the scheme

## Data, assumptions and methodology

We have been instructed by the Department for Communities, following consultation with relevant stakeholders, to adopt the best estimate assumptions recommended in our formal advice on the assumptions, methodology and data dated 24 June 2022. A summary of the main assumptions is set out in Appendix F of the 2016 valuation report (before allowance for McCloud – ‘pre-McCloud report’) dated 24 June 2022.

## Calculation of the cost cap cost of the scheme

The **cost cap cost of the scheme** has been calculated as follows, in accordance with the **Directions**:

<b>Cost cap cost of the scheme</b>	=	<b>Employer contribution correction cost</b>	+	<b>Transitional protection remedy cost</b>
<b>15.4%</b>		<b>13.8%</b>		<b>1.6%</b>

The calculation of the transitional protection remedy cost is set out in Appendix B.

## Comparison with employer cost cap

The **cost cap cost of the scheme** is 1.6% below the **employer cost cap**. The **cost cap cost of the scheme** is within the ± 2% corridor. This result means that no changes to benefits or member contributions are required.

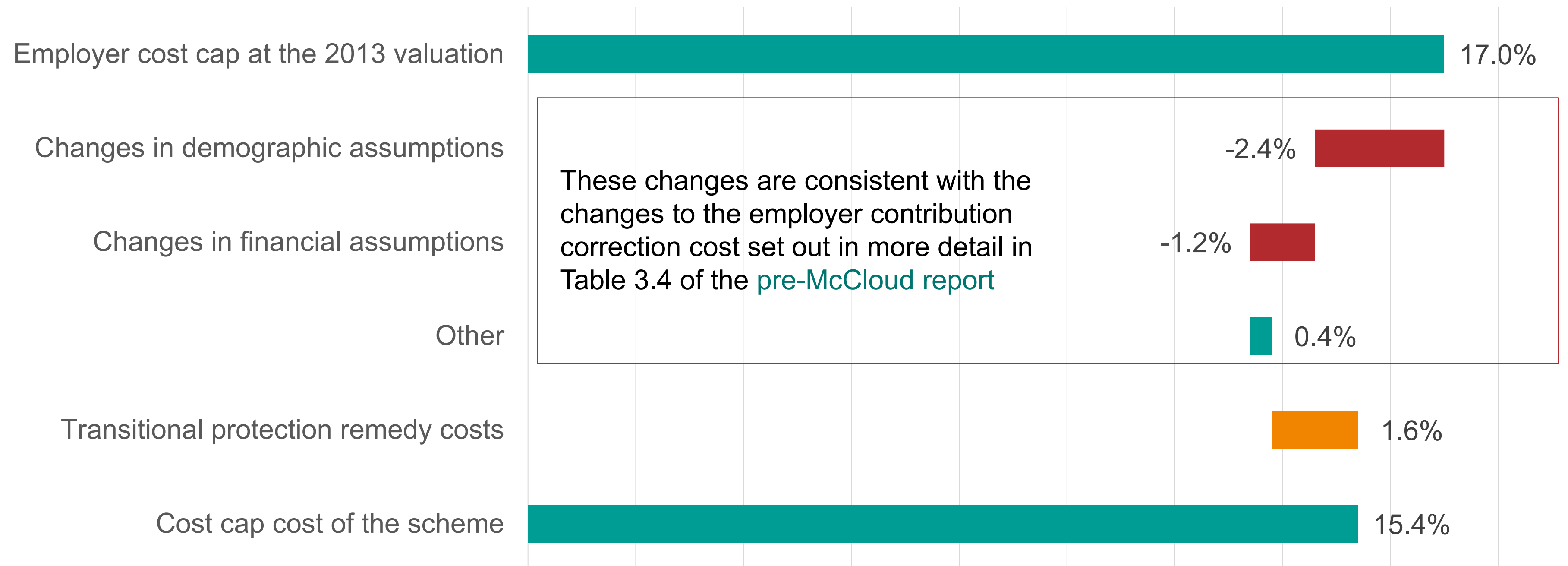
<b>Cost cap cost of the scheme</b>	<b>15.4%</b>
<b>Employer cost cap</b>	<b>17.0%</b>
<b>Difference</b>	<b>-1.6%</b>





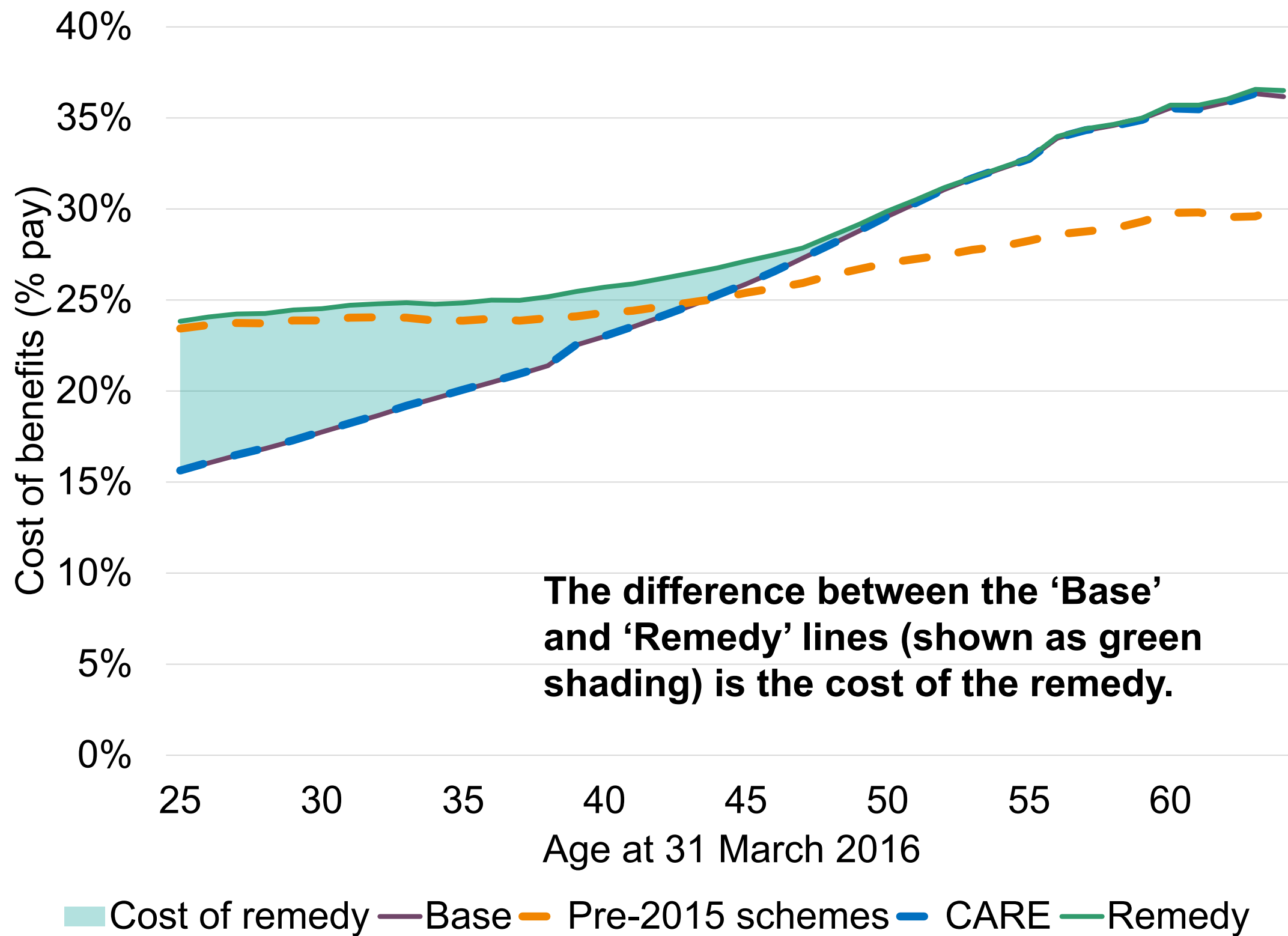
# Analysis of change in cost cap cost of the scheme

The chart below shows the key reasons for the difference between the cost cap cost of the scheme and the employer cost cap. Changes in financial and demographic assumptions set by DoF reduce the cost cap cost of the scheme. This is offset by an increase in the cost cap cost of the scheme driven by the transitional protection remedy costs.



# Results – Cost by age

This chart shows the cost (as a percentage of pensionable salary) by age of different benefits:



The 'pre-2015' line shows the weighted average cost of the pre-2015 final salary schemes.

The 'CARE' line shows the cost of the post-2015 scheme – at older ages it is higher than the 'pre-2015 line' due to the higher accrual rate.

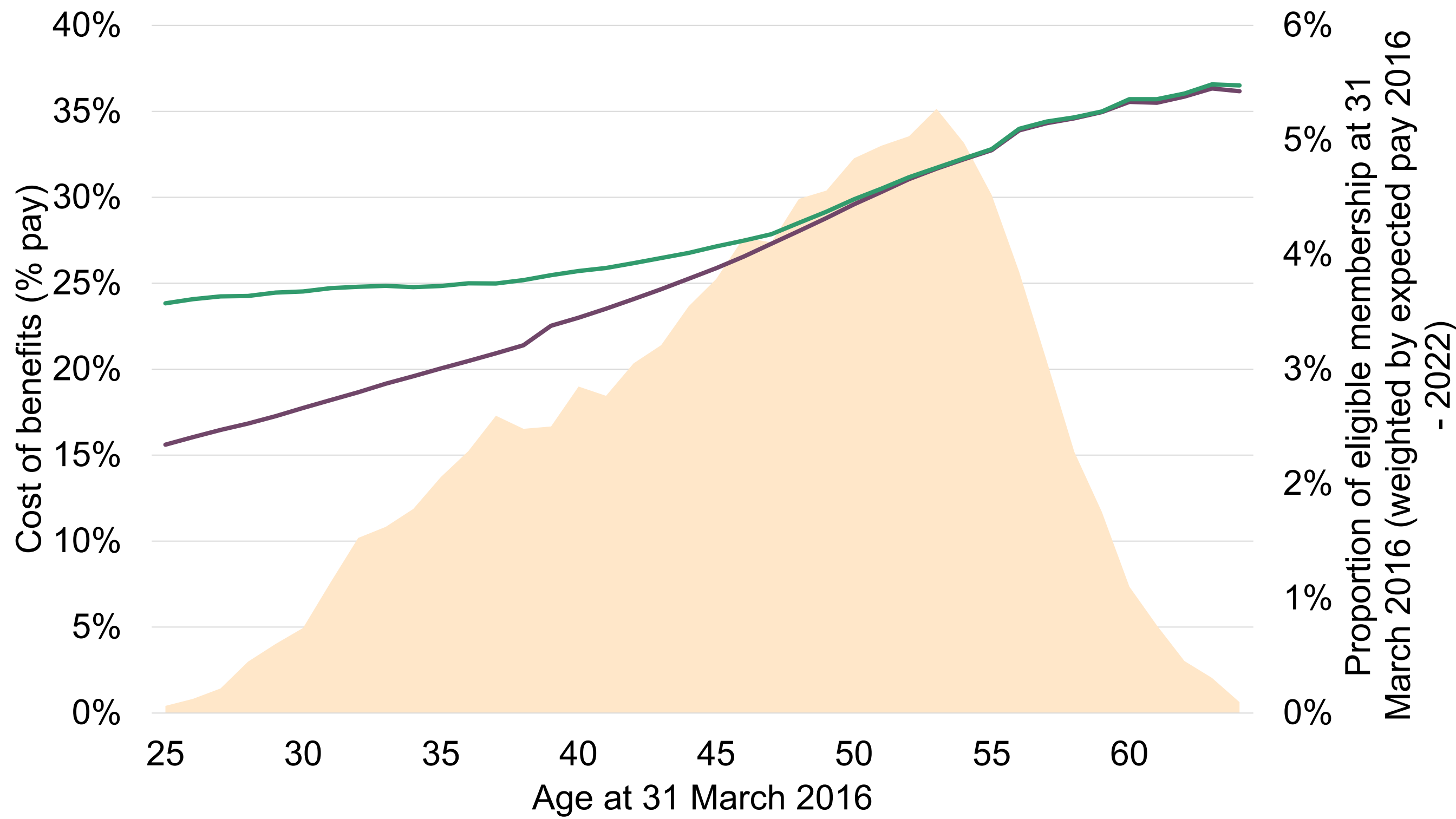
The 'Base' line shows the cost of the benefits under the existing statutory underpin. It follows the CARE line (and is partially obscured by it): younger members do not qualify for the existing underpin, benefits for older members are usually higher in the CARE scheme so the underpin does not usually bite.

The 'Remedy' line shows the impact of the LGPS transitional protection remedy: amendments to the statutory underpin. Remedy benefits can be more valuable than CARE and pre-2015, for example if CARE is better for early leavers and final salary is better for long stayers.



# Results – Cost by age with membership by age

This chart shows the cost of remedy (as a percentage of pensionable salary) by age. Alongside this we can see a summary of the distribution of the eligible membership by age at 31 March 2016.



The biggest increases in cost of benefits will be for younger members where the final salary scheme is more valuable. However, a significant proportion of the membership lies at ages where the increase in the cost of benefits is less.

■ Proportion of membership    — Base    — Remedy



# 3. Sensitivities



# Key sensitivities

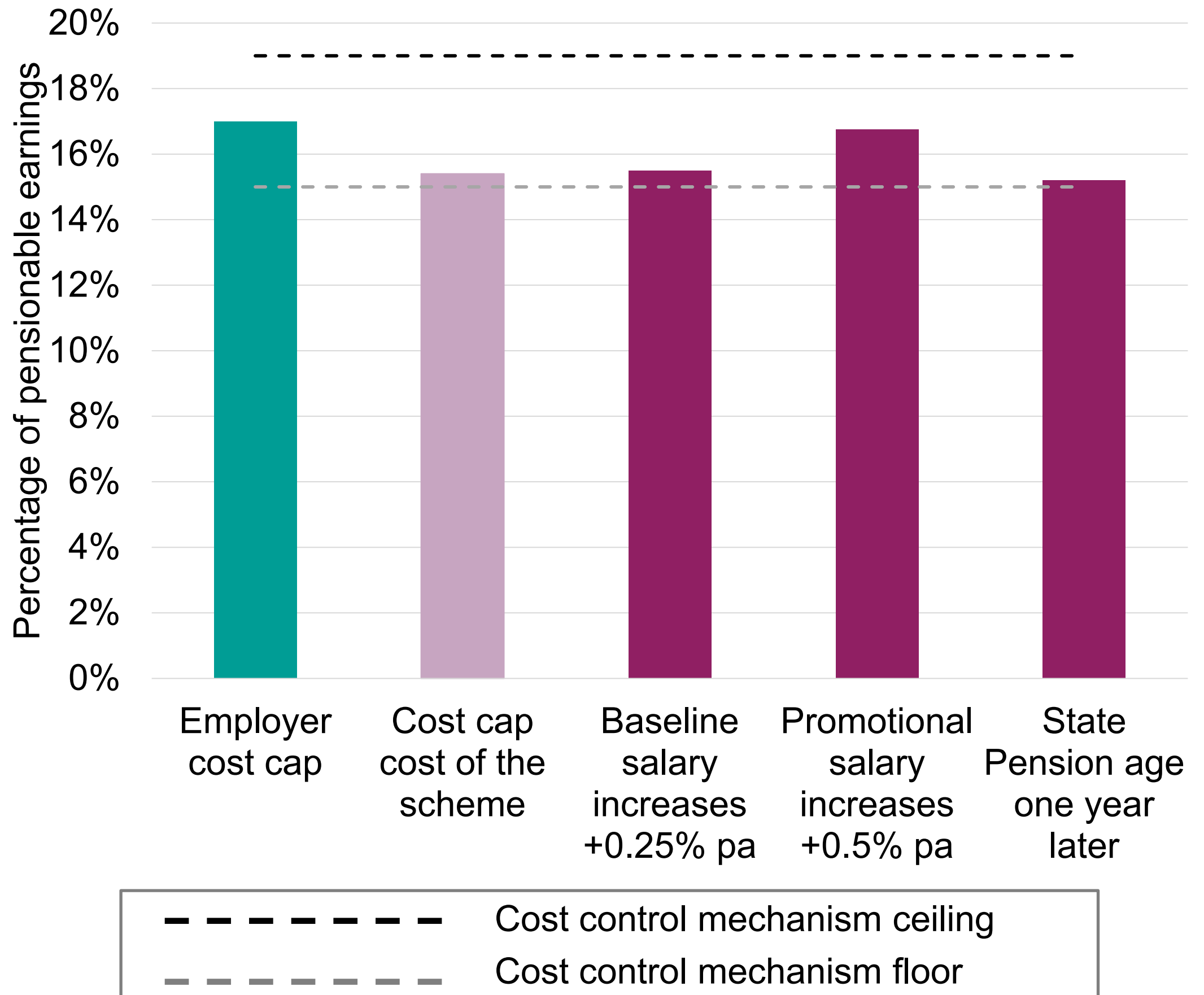
This section illustrates the main sensitivities of the cost control valuation results to the assumptions adopted, to illustrate the range of reasonable outcomes which might have been determined at this valuation had different assumptions been used.

The chart shows the employer cost cap and the cost cap valuation result from this report, then shows what the cost cap valuation result would have been if the following changes were made to the assumptions:

- Baseline salary increases +0.25%
- Promotional salary increases +0.5%
- State Pension age one year later

They are not intended to show the possible range of variation in assumptions which might be considered at future valuations and in light of future experience.

Additional information on sensitivities can be found in Appendix C.



# 4. Future valuations



# Future valuations

## Reform of cost control mechanism

- Following a [review by the Government Actuary](#) and an [HMT consultation](#), the UK Government intends to reform the cost control mechanism as follows:
  - Move to reformed scheme only
  - Widen the cost control 'corridor' from  $\pm 2\%$  to  $\pm 3\%$  of pensionable pay
  - Introduce an economic check

## 2020 valuation

- The UK Government is aiming to implement all three proposals above in time for the 2020 valuations
- Legislation to implement these 'reform scheme only' and the 'economic check' is contained in the Public Service Pensions and Judicial Offices Act 2022; the widening of the 'corridor' will be implemented by regulations

## Possible outcomes

- The full impact of the review can only be assessed once the proposals are confirmed, and detailed implementation instructions provided in **Directions**
- The following page sets out our high-level view of the key factors which may affect future cost control valuations

## Future impact of these results

- The remedy cost calculations are subject to a number of uncertainties, including in relation to eligibility data, and future salary increases, and future retirement ages
- Depending on the details of **Directions** for the 2020 valuations, any difference between the actual **transitional protection remedy** cost as it emerges and the cost anticipated in this valuation may affect future cost control valuations



# Future valuations - outcomes

The table below sets out our high-level view of the key factors which may affect the core cost control mechanism (ie excluding the economic check) at future valuations in the medium term. The table includes an assessment of the size of the impact of these factors, as well as the potential direction of the impact (ie whether it will increase or decrease costs) – further details are provided overleaf. Each item is considered separately; a combination of these items could have a larger impact than is considered likely for any of those items individually. Please see next slide for explanations of each impact.

	Factors potentially affecting results of future valuations	Potential impact on cost cap cost of the scheme, compared with employer cost cap	Direction of impact on costs to the scheme
Expected to occur	Changes allowed for in this 2016 valuation	✓	↓
	Further anticipated changes to mortality assumptions	✓	↓
Likely to occur	Legislative and policy changes	✓✓	↕
	Financial and demographic experience	✓	↕
Possible but less likely to occur	Unanticipated change in average age of the membership	✓	↕
	Assumption changes:		
	- long term experience effects	✓	↕
	- directed assumptions (including any further emerging change to mortality assumptions)	✓	↕

✓ = impact may be more than 0.5% of pay but, although possible, is quite unlikely to be more than 3% of pay  
 ✓✓ = impact may be more than 3% of pay  
 ↑ = increase in costs ↓ = decrease in costs ↕ = costs could increase or decrease





# Future valuations - outcomes

Factors potentially affecting results of future valuations	Explanation of impact
Changes allowed for in this 2016 valuation	The employer cost cap was set based on the assumptions at the preliminary (2013) valuation. Changes to mortality and other assumptions recognised at this 2016 valuation will continue to result in downward cost pressures at the 2020 valuation (if all else remains equal).
Further anticipated changes to mortality assumptions	The latest 2020-based ONS population projections anticipate further slow downs in improvements to mortality rates, which will result in further downward cost pressures.
Legislative and policy changes	Impacts can vary based on legal challenges and legislative/policy changes.
Financial and demographic experience	If experience is not in line with the assumptions made, a gain or loss will emerge over an inter-valuation period.
Unanticipated change in average age of the membership	The future scheme membership may differ from that projected at this valuation.
Assumption changes: <ul style="list-style-type: none"><li>- long term experience effects</li><li>- directed assumptions (including any further emerging change to mortality assumptions)</li></ul>	<p>Assumption changes at future valuations, in light of scheme experience, may have substantial effects on the results.</p> <p>Some of the assumptions set in the <b>Directions</b> are likely to change for each valuation.</p>



# Appendices



# Appendix A Reliance

This report has been prepared for the use of the Department for Communities in accordance with Sections 11 and 12 of the Public Service Pensions Act (Northern Ireland) 2014.

The **cost cap valuation results** have been calculated in accordance with the requirements as to data, methodology and assumptions specified by the **Directions**.

GAD has been appointed as scheme actuary by the Department for Communities to carry out an actuarial valuation of the Local Government Pension Scheme (Northern Ireland) as at 31 March 2016 (the effective date), as required by [Regulation 123](#) of the **2014 Regulations**.

The cost cap valuation report required by the **Directions** comprises this report, read alongside our advice on assumptions, methodology and data, and the 2016 valuation reporting in the table below.

Area	Document
2014 Act	<a href="#">Sections 11 and 12 of the Public Service Pensions Act (Northern Ireland) 2014</a>
Scheme regulations	<a href="#">Regulations 123 and 124 of the 2014 Regulations</a>
Directions	<a href="#">The Public Service Pensions (Valuations and Employer Cost Cap) Directions (Northern Ireland) 2014</a> , as amended, including in particular amendments made by the <a href="#">Public Service Pensions (Valuations and Employer Cost Cap) (Amendment) Directions (Northern Ireland) 2021</a> See also the <a href="#">Government Actuary's letter dated 6 October 2021</a>
Transitional protection remedy	<a href="#">Department for Communities consultation on the proposed changes to the transitional arrangements in the 2015 Local Government Pension Scheme in Northern Ireland</a>
Assumptions, methodology and data	Formal advice on the assumptions, methodology and data dated 24 June 2022
2016 valuation	2016 valuation reports: <ul style="list-style-type: none"> <li>• Report on membership data dated 18 December 2018</li> <li>• Advice on assumptions dated 18 December 2018</li> <li>• Pre-McCloud report dated 24 June 2022</li> </ul>



# Appendix A Reliance

This work has been carried out in accordance with the applicable Technical Actuarial Standards: TAS 100 and TAS 300 issued by the Financial Reporting Council (FRC). The FRC sets technical standards for actuarial work in the UK.

This report has been prepared for the use of Department for Communities, to report on cost cap valuation results in accordance with Sections 11 and 12 of the Public Service Pensions Act (Northern Ireland) 2014. The information and advice in this report should not be relied upon, or assumed to be appropriate, for any other purpose or by any other person. In particular, this report does not provide any advice on employer contribution rates or funding. The discount rates are set in **Directions** and do not relate to the actual assets held. The assumptions do not take account of employer covenant.

We are content for Department for Communities to release this report to third parties, provided that:

- it is released in full;
- the advice is not quoted selectively or partially;
- GAD is identified as the source of the report, and;
- GAD is notified of such release.

Third parties whose interests may differ from those of Department for Communities should be encouraged to seek their own actuarial advice where appropriate. GAD has no liability to any person or third party for any action taken or for any failure to act, either in whole or in part, on the basis of this report.

GAD is not responsible for any decision taken by Department for Communities, except to the extent that the decision has been made in accordance with specific advice provided by GAD. Advice provided by GAD must be taken in context and is intended to be read and used as a whole, not in parts. GAD does not accept responsibility for advice that is altered or used selectively. No significant action should be taken based on oral advice alone. Clarification should be sought if there is any doubt about the intention or scope of advice provided by GAD.

GAD relies on the accuracy of data and information provided by NILGOSC. GAD does not accept responsibility for advice based on wrong or incomplete data or information provided by NILGOSC.



# Appendix A Reliance

As required by the **Directions**, this report is based on data as at 31 March 2016, and the assumptions are the same as those adopted in the 2016 valuation report (the pre-McCloud report). No allowance has been made for any events after 31 March 2016, except for any allowance detailed in the 2016 valuation report. In particular, there is no specific allowance for the impact of the following:

- COVID-19 (or any other pandemics)
- Any changes to benefits and member contributions (save to the extent that those benefits and member contributions are determined in accordance with the **Directions** to have changed as a result of the transitional protection remedy), including in particular any changes as a result of the following:
  - GMP equalisation, further to the Lloyds ruling in October 2018, including the [GMP indexation changes](#) announced in March 2021
  - Survivor benefit equalisation, relating to survivor benefits for opposite-sex widowers and surviving male civil partners as detailed in a [Written Ministerial Statement](#) made by the then Chief Secretary to the Treasury on 20 July 2020
  - Any other legal cases
- Actual [public service pension increases](#) / CARE revaluations awarded in April 2019, April 2020 and April 2021
- Development in mortality expectations, including in particular the [ONS 2020-based population projections](#), which assumed lower life expectancy increases than the 2016-based projections

Throughout this report the totals given for summed data may not be exactly the same as the sum of the components shown due to rounding effects.



# Appendix B Remedy cost

The **Directions** require the **transitional protection remedy** cost to be calculated as follows:

	Transitional protection remedy cost component	Value	
		% of pensionable earnings	£ million
A	Change in liabilities in the remedy period	1.6%	50
B	Change in liabilities before the remedy period	0.0%	0
C	Change in liabilities after the remedy period	0.0%	0
D	Change in member contributions in the remedy period	0.0%	0
E	Change in member contributions after the remedy period	0.0%	0
	Transitional protection remedy cost A + B + C – (D + E)	1.6%	50

The **transitional protection remedy** cost will emerge in the form of increased pension payments over the coming decades as eligible members retire and receive their pensions.



# Appendix C Sensitivities

This section illustrates the main sensitivities of the cost control valuation results to the assumptions adopted, including those set out in the *Directions* and those set by the Department for Communities.

The table shows the sensitivities relative to the employer contribution correction cost and the transitional protection remedy costs. The **cost cap cost of the scheme** is the sum of these two sensitivities, as shown.

The assumptions determined by the Department for Communities are set as best estimate based on available evidence. The sensitivities shown for the Department for Communities determined assumptions are intended to illustrate a range of reasonable outcomes which might have been determined at this valuation had different assumptions been used. They are not intended to show the possible range of variation in assumptions which might be considered at future valuations and in light of future experience.

Directed assumptions	Employer contribution correction costs	Increase in Transitional protection remedy costs	Cost cap cost of the scheme
Discount rate in excess of CPI (-0.25% pa)	-0.2%	0.1%	-0.1%
Pension increases as applicable to pensions in payment and deferred pensions (+0.25% pa)	-0.1%	0.0%	-0.1%
Long term rate of public service earnings growth in excess of CPI (+0.25% pa)	-0.2%	0.3%	0.1%



# Appendix C Sensitivities

Directed assumptions	Employer contribution correction costs	Increase in Transitional protection remedy costs	Cost cap cost of the scheme
Short term rate of public service earnings growth (+0.25% pa to each short term rate)	0.3%	0.1%	0.4%
CARE revaluation rate (+0.25% pa to price measure revaluation rates)	-0.1%	-0.3%	-0.4%
Allowance for future mortality improvements (reduction in mortality improvements such that (period) life expectancy lower by around 1.25 years over a period of 75 years)	-1.1%	-0.1%	-1.2%
State Pension age (SPa for 2015 scheme one year later than under current Directions)	-0.8%	0.6%	-0.2%
Allowance for commutation as directed (additional 2% of pension assumed to be commuted for cash)	-0.2%	0.0%	-0.2%
Shortfall spreading period (spreading period increased by 5 years)	0.5%	-0.9%	-0.4%



# Appendix C Sensitivities

Assumptions set by Department for Communities	Employer contribution correction costs	Increase in Transitional protection remedy costs	Cost cap cost of the scheme
Membership profile (2 years older on average over implementation period)	1.1%	-0.4%	0.7%
Mortality rates (5%* heavier rates of pensioner mortality)	-0.5%	0.0%	-0.5%
Age retirement rates (Members assumed to retire one year later)	0.0%	0.2%	0.2%
Commutation, other than as directed (Members commute 2% of pension more than assumed in respect of pre-2009 service, keep 17.5% assumption for post-2009 service)	-0.3%	0.0%	-0.3%
Ill-health retirement (5%* increase to assumed rates)	0.1%	0.0%	0.1%
Ill-health retirement (5%* increase in proportion assumed to receive higher tier benefits)	0.0%	0.0%	0.0%
Proportions partnered (5%* more members assumed to have qualifying partners at death)	0.1%	0.0%	0.1%
Resignations and opt outs (5%* higher numbers assumed to leave voluntarily before retirement net of rejoiners)	0.0%	0.0%	0.0%
Promotional pay increases (0.5% higher promotional pay increases than assumed)	0.5%	0.9%	1.4%

\* All these represent multiplicative increases to rates, i.e. 5% means rates 1.05 times higher

# Appendix D Glossary

Many of the terms below are defined by regulations and in such cases this glossary is intended to assist in understanding.

**Transitional protection remedy/remedy**, also known as the ‘McCloud / Sargeant remedy’ means benefit changes resulting from the Court of Appeal of England and Wales ruling on 20 December 2018 in relation to the McCloud judgment, as set out in Direction 49(2) of the *Directions*.

The **cost cap cost of the scheme** means the contribution rate which is compared against the **employer cost cap** at the first and each subsequent valuation of a scheme. Apart from the impact of the **transitional protection remedy**, the **cost cap cost of the scheme** is set out in more detail in the completed 2016 valuation reporting.

The **employer cost cap** is the contribution rate, as determined at the 2013 valuation, to cover the cost of benefits accruing over the implementation period as if all active members were in the 2015 scheme and had no pre-2015 scheme service, minus the expected average contribution rate payable by members over the implementation period. This can be thought of as a baseline cost for the scheme under the cost control mechanism.

**Pensionable earnings** is the part of pay that is included for the purposes of determining contribution requirements and benefit payments.



# Appendix D Glossary

The **2014 Act** means the Public Service Pensions Act (Northern Ireland) 2014.

The **2014 Regulations** means the Local Government Pension Scheme Regulations (Northern Ireland) 2014 (SR 2014 No 188).

The **Directions** means The Public Service Pensions (Valuations and Employer Cost Cap) Directions (Northern Ireland) 2014, as amended, including in particular amendments made by the Public Service Pensions (Valuations and Employer Cost Cap) (Amendment) Directions (Northern Ireland) 2021.

**DoF regulations** means The Public Service Pensions (Employer Cost Cap) Regulations (Northern Ireland) 2015.

