



Department for
International Trade

Department for
International Trade
**Inward Investment
Results 2021 to 2022**





Contents

FDI 2021 to 2022 highlights	4
New projects and jobs from FDI into the UK	6
Local Enterprise Partnerships (LEPs)	7
Top source markets for FDI projects into the UK	8
Sector results 2021 to 2022	10
DIT's Global Entrepreneur Programme and Capital Investment	12
How the Department for International Trade can help you	13
Contact Department for International Trade	15

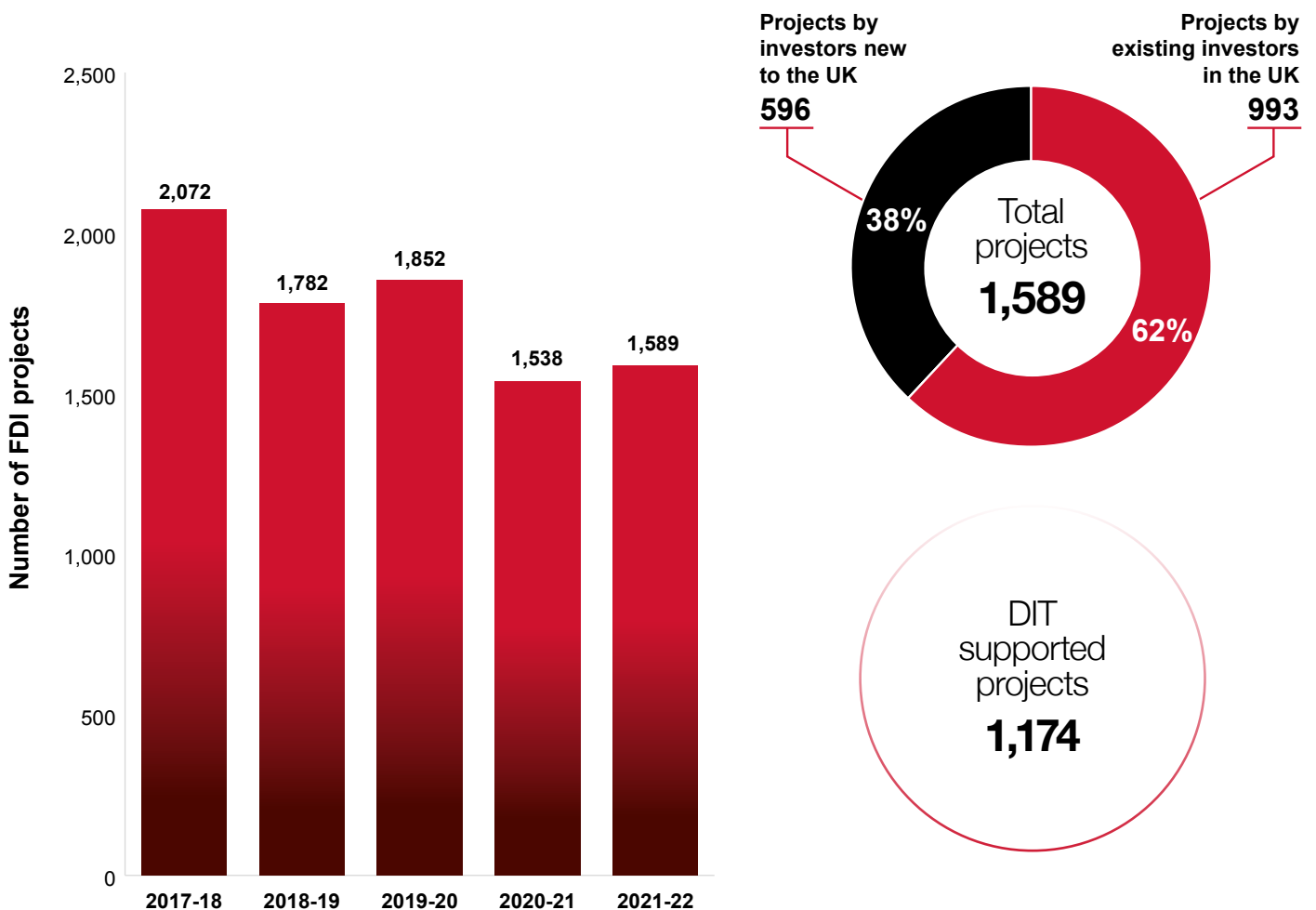
FDI 2021 to 2022 highlights

Foreign Direct Investment (FDI)

	2020-21	2021-22	% change
Total projects	1,538	1,589	3%
– Involved projects (DIT supported)	1,131	1,174	4%
– Estimated economic impact of involved projects (£m)	3,875	7,034	82%
New jobs	55,319	84,759	53%
Safeguarded jobs	18,187	7,765	-57%

See technical annex for details on definitions and methodology. For further information about interpreting % changes please see section 4.

FDI projects in the UK between 2017 to 2018 and 2021 to 2022

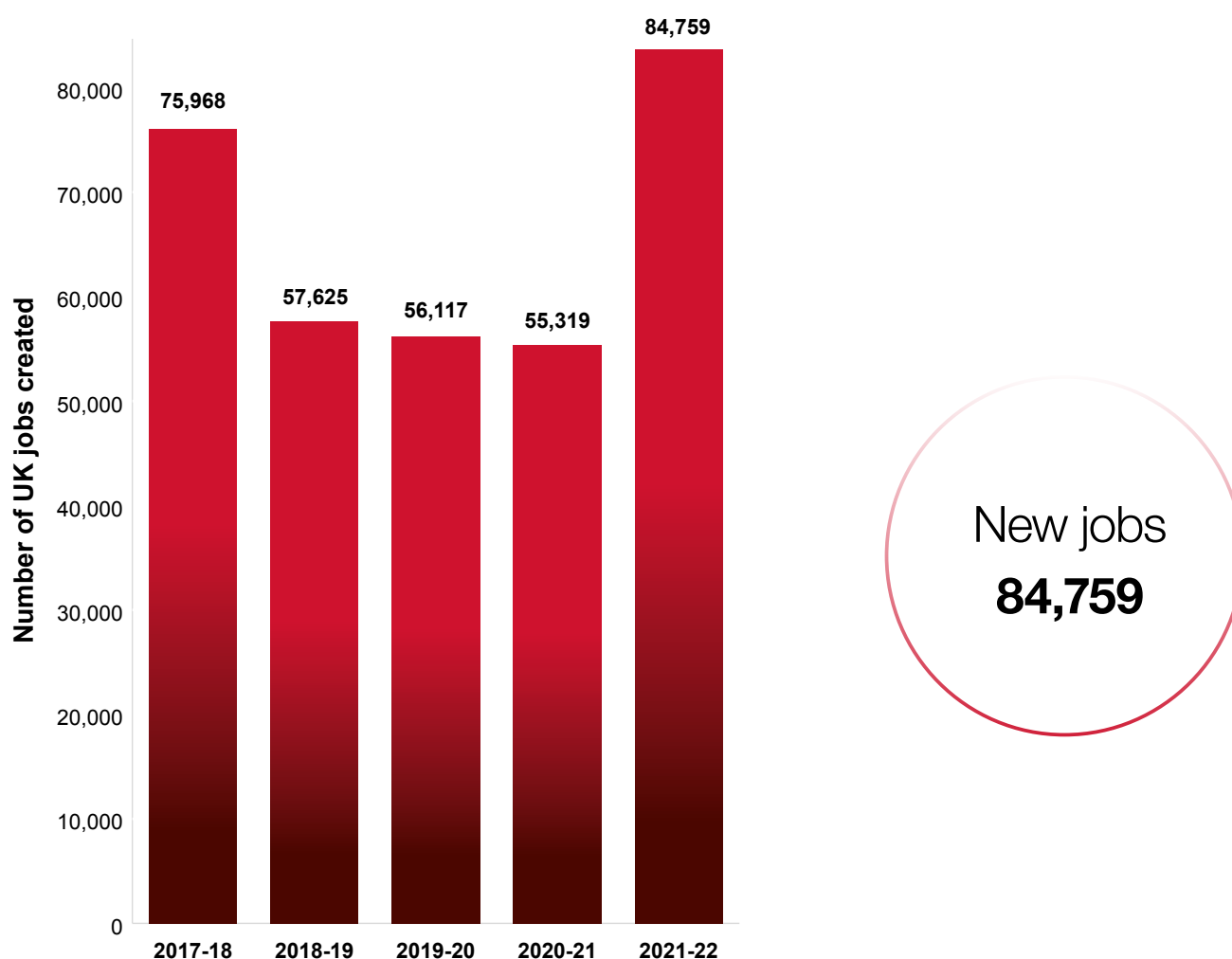


Source: Department for International Trade

Types of FDI

Types of investment projects	2017-18	2018-19	2019-20	2020-21	2021-22	% change
New investment	1,179	1,035	1,153	888	907	2%
Expansions (including Retentions)	714	554	504	477	466	-2%
Mergers and Acquisitions (including Joint Ventures)	179	193	195	173	216	25%
Total	2,072	1,782	1,852	1,538	1,589	3%

New jobs created in the UK between 2017 to 2018 and 2021 to 2022



Source: Department for International Trade

New projects and jobs from FDI into the UK

Scotland

119 Projects
4,408 New jobs

Northern Ireland

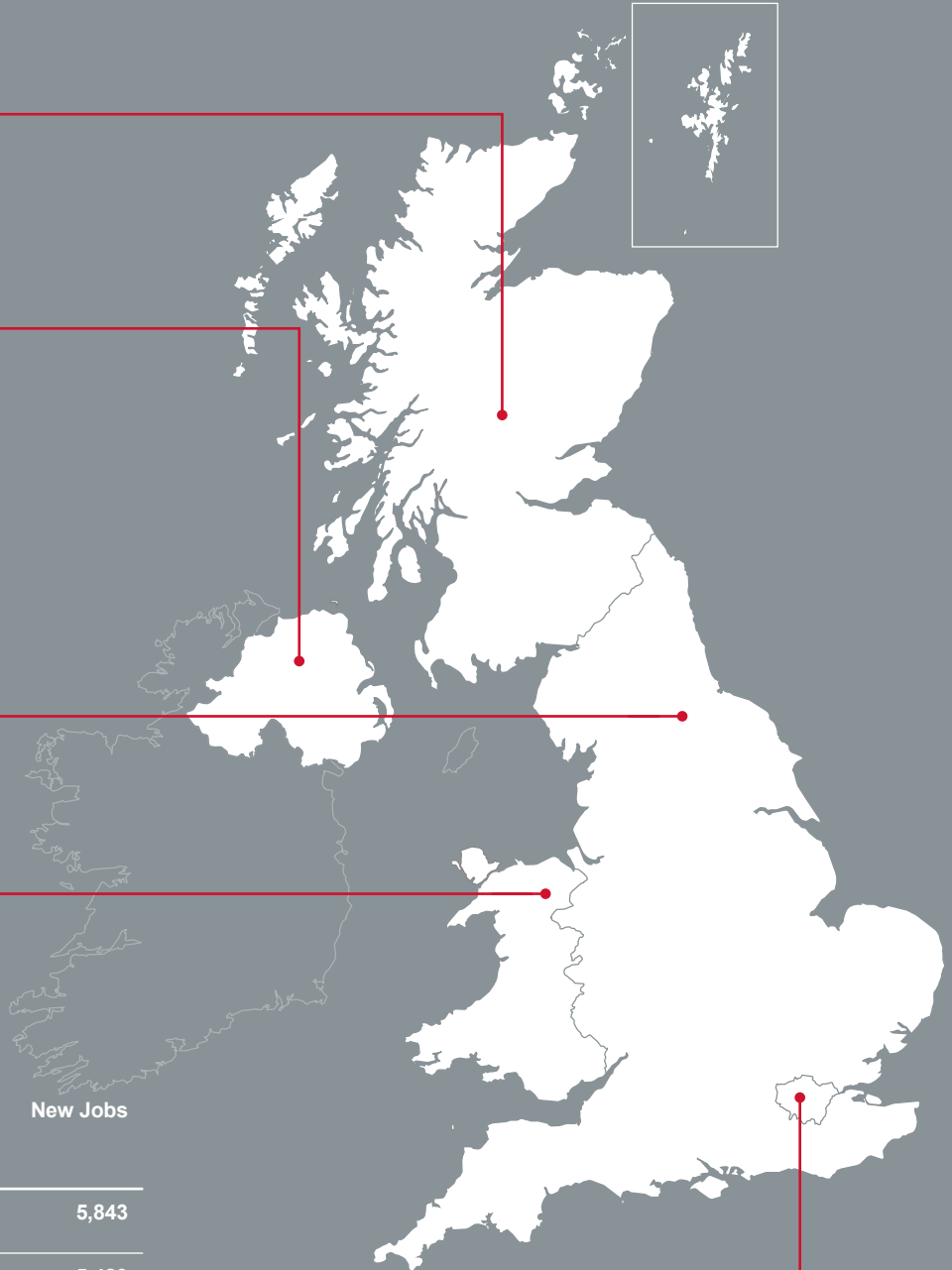
32 Projects
2,112 New jobs

England (excl. London)

888 Projects
37,572 New jobs

Wales

43 Projects
1,793 New jobs



London

444 Projects
18,125 New jobs

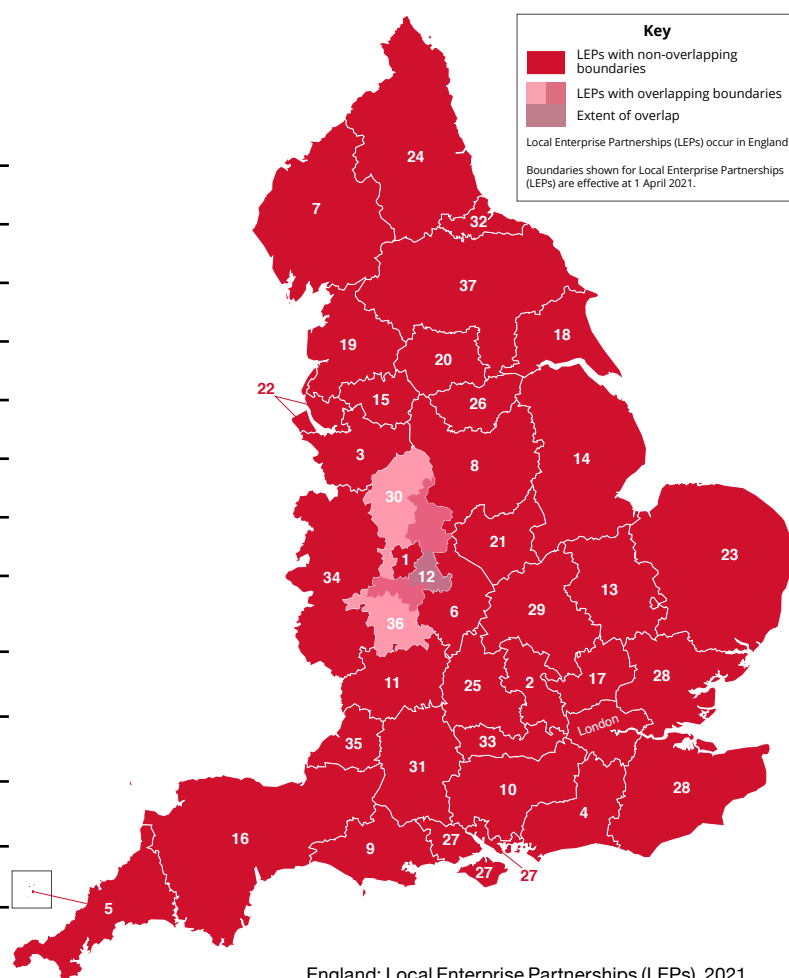
English Regions (excl. London)	FDI projects	New Jobs
North East	71	5,843
North West	145	5,480
Yorkshire and The Humber	104	3,738
East Midlands	99	6,888
West Midlands	143	5,571
East of England	81	3,421
South East	149	4,098
South West	96	2,533

Source: Department for International Trade

Note: 63 multiple location projects associated with 20,749 new jobs are not included.

Local Enterprise Partnerships (LEPs)

LEP	Projects	New Jobs
1 Black Country	17	579
2 Buckinghamshire	19	254
3 Cheshire and Warrington	33	1,193
4 Coast to Capital	16	572
5 Cornwall and Isles of Scilly	c	c
6 Coventry and Warwickshire	36	1,534
7 Cumbria	c	c
8 Derby, Derbyshire, Nottingham and Nottinghamshire	33	1,470
9 Dorset	13	c
10 Enterprise M3	20	399
11 Gloucestershire	c	c
12 Greater Birmingham and Solihull	49	2,063
13 Greater Cambridge and Greater Peterborough	30	782
14 Greater Lincolnshire	25	1,295
15 Greater Manchester	65	2,954
16 Heart of the South West	19	531
17 Hertfordshire	17	1,104
18 Hull and East Yorkshire	22	398
19 Lancashire	22	536
20 Leeds City Region	50	2,255
21 Leicester and Leicestershire	26	3,467
22 Liverpool City Region	18	575
23 New Anglia	14	496
24 North East	59	5,495
25 Oxfordshire	29	458
26 Sheffield City Region	20	868



27 Solent	c	c
28 South East	23	966
29 South East Midlands	44	2,112
30 Stoke-on-Trent and Staffordshire	26	793
31 Swindon and Wiltshire	22	278
32 Tees Valley	12	348
33 Thames Valley Berkshire	29	1,270
34 The Marches	20	1,006
35 West of England	29	1,081
36 Worcestershire	15	256
37 York and North Yorkshire	c	c

Source: Department for International Trade

c: Indicates data are disclosive. Note: Figures relate to single site projects only.

Top source markets for FDI projects into the UK

Ireland

52 Projects
2,834 New jobs
34 Safeguarded jobs

France

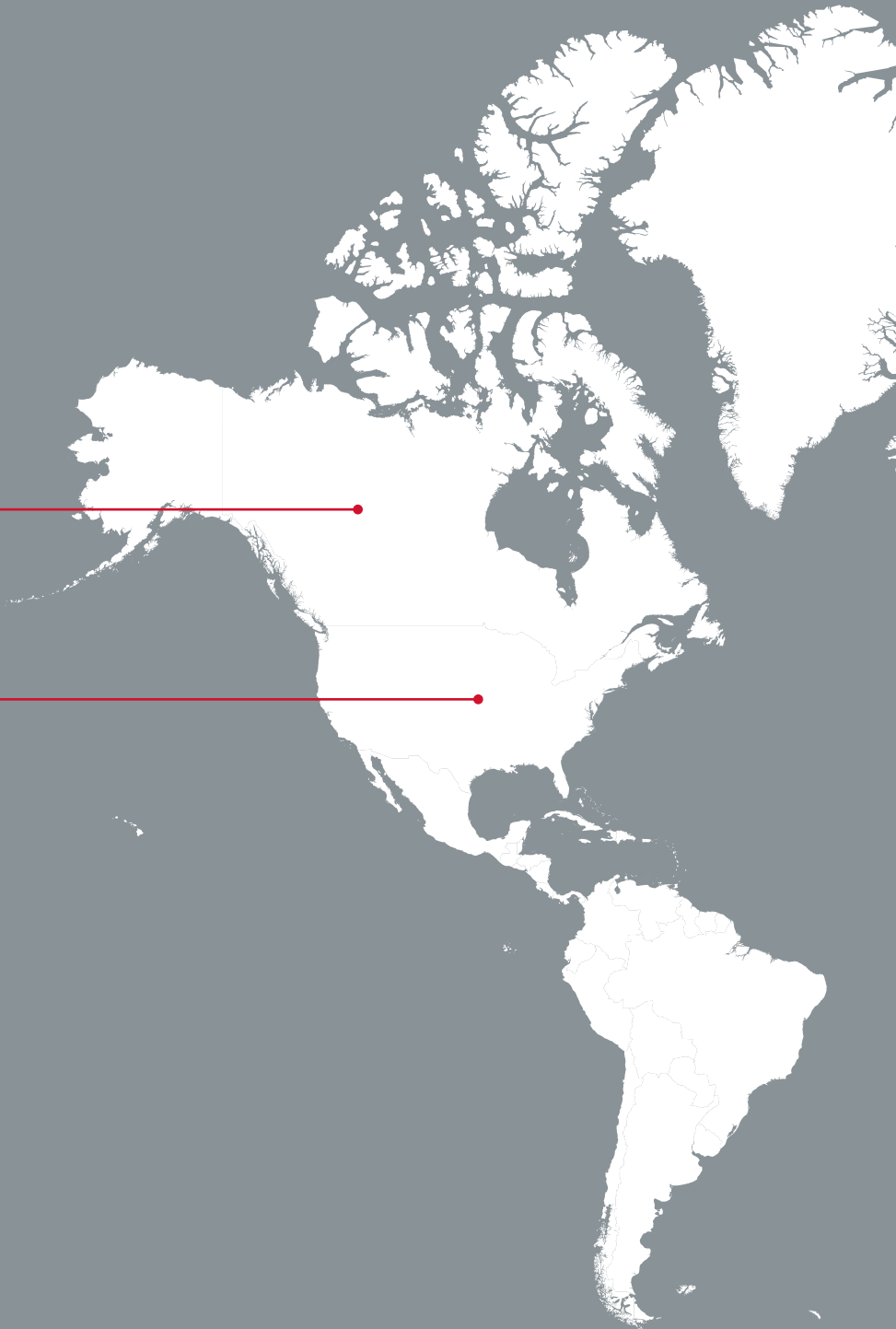
84 Projects
4,628 New jobs
166 Safeguarded jobs

Canada

59 Projects
1,619 New jobs
615 Safeguarded jobs

United States

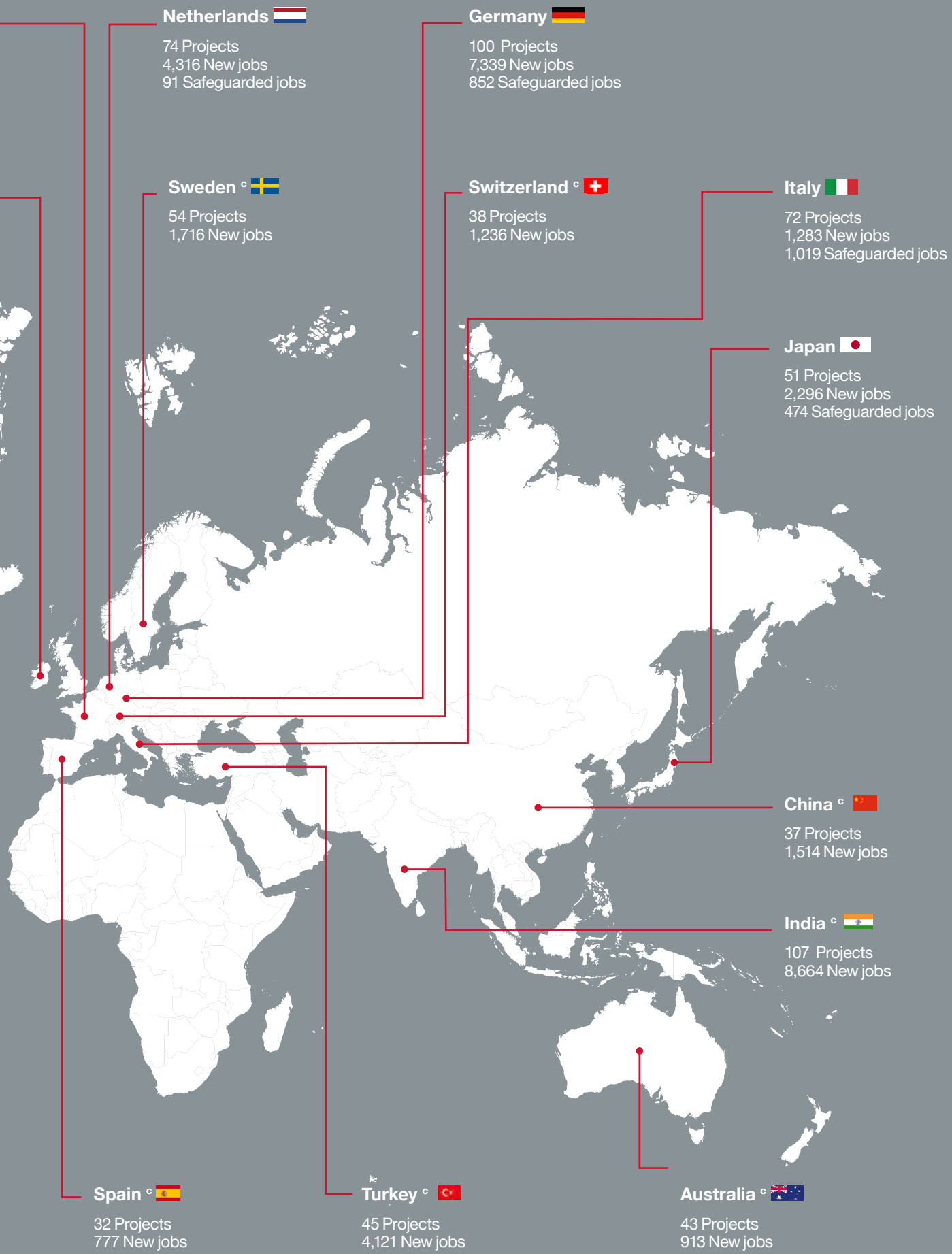
379 Projects
26,730 New jobs
2,093 Safeguarded jobs



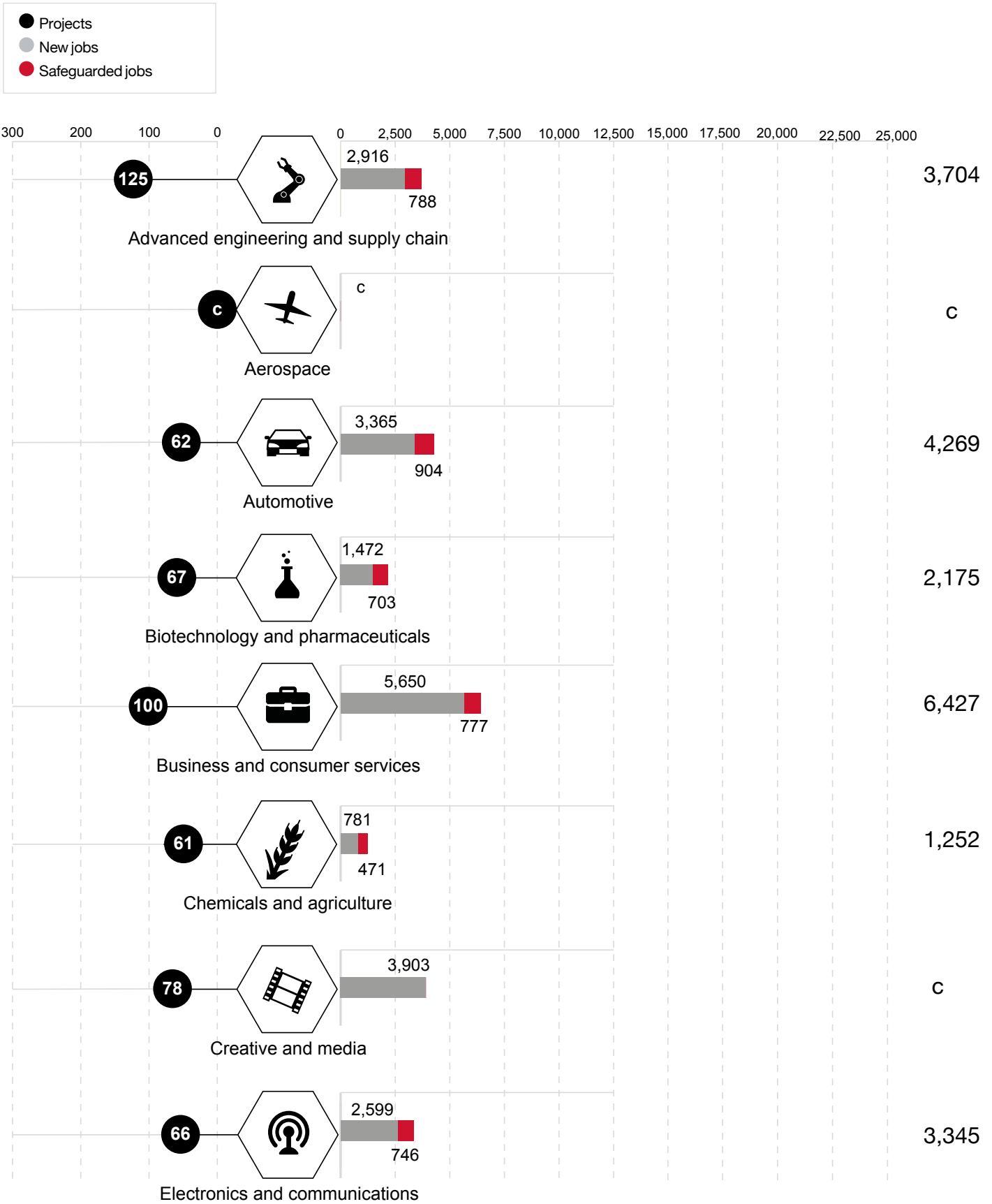
Source: Department for International Trade

c: Indicates data for safeguarded jobs are disclosive.

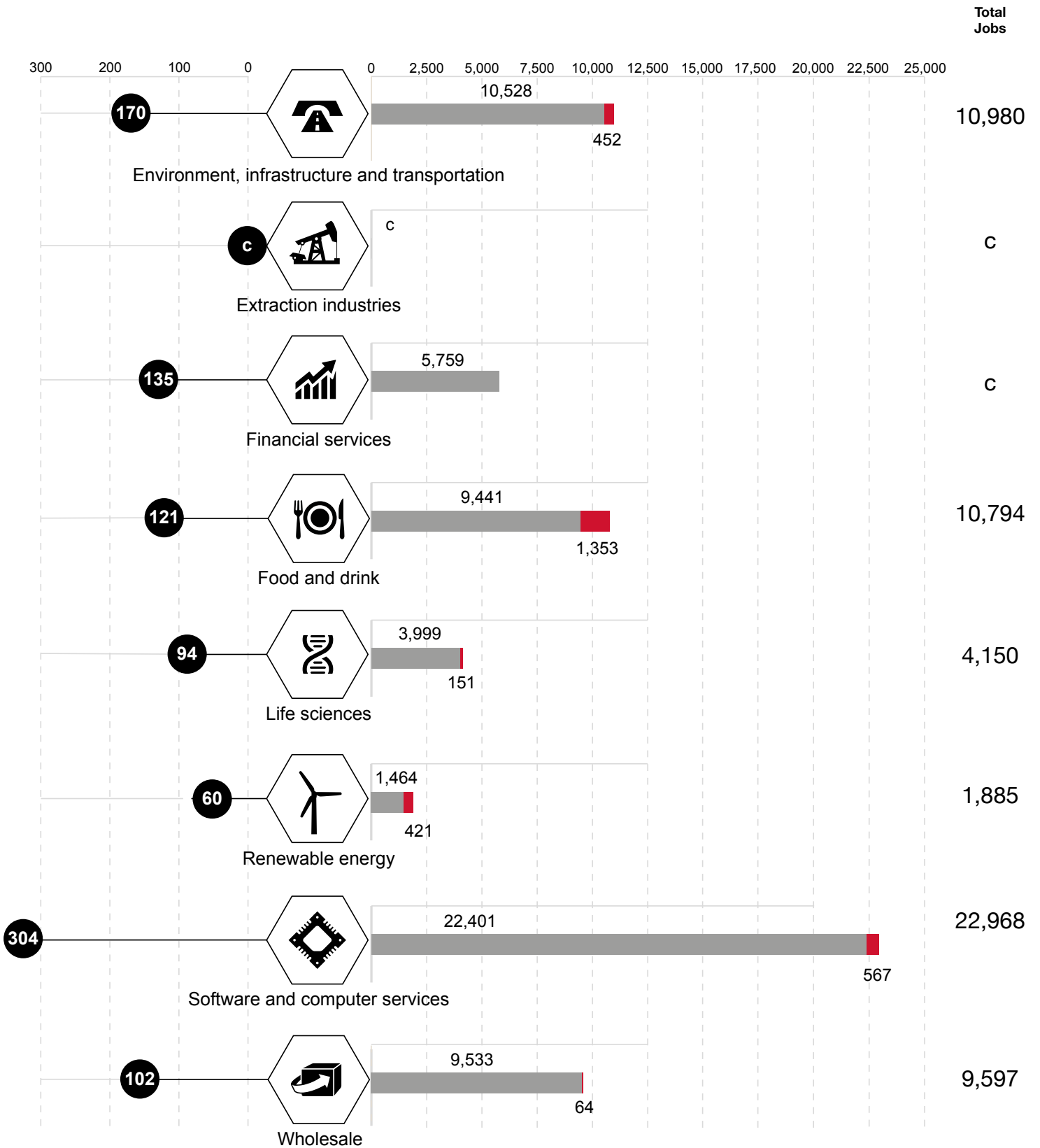
Note: 362 projects associated with 14,773 new jobs and 1,472 safeguarded jobs relate to countries not shown.



Sector results 2021 to 2022



Source: Department for International Trade. Sectors are built up from categories defined in DIT's internal database, see gov.uk for further information.
 c: Indicates data for safeguarded jobs are disclosive and therefore total jobs have not been provided. Figures for Extraction industries and Aerospace are completely suppressed for disclosure reasons.



DIT's Global Entrepreneur Programme and Capital Investment

Global Entrepreneur Programme

A subset of involved projects is related to DIT's Global Entrepreneur Programme (GEP). This programme attracts and enables high potential, internationally mobile entrepreneurs and their fast growth innovation-rich companies to scale and internationalise from a UK global headquarters.

	2020-21	2021-22	% change
Projects	69	68	-1%
New jobs	1,647	1,649	0%

Capital Investment

Venture Capital attracts overseas investment from corporate venture capitalists and venture capital funds into high-value start-ups, growth companies and funds.

Large capital involves overseas institutional investment into large capital projects in real estate, infrastructure and energy.

Whilst capital investment is all foreign investment, most does not meet the criteria of FDI. See technical annex for full details.

	2020-21		2021-22	
	Investments (£m)	Commitments to invest (£m)	Investments (£m)	Commitments to invest (£m)
Venture Capital	773	z	960	z
Large capital investments	3,821	7,503	4,683	13,911

z Indicates data are not applicable



How the Department for International Trade can help you

Whether you are a start-up, a medium-sized or family business, a corporate or an institutional investor, Department for International Trade (DIT) supports the realisation of your international business ambitions.

DIT offers flexible support packages for every aspect of your investment. Our service does not stop once you are based in the UK, it continues as your business expands internationally. We have helped thousands of businesses locate and expand in the UK. We listen to their feedback to help strengthen and improve our services.



Not sure which country is best for your business?

Comparing the benefits of locating in different countries is complicated. It is our job to explain the business environment in competitor countries. We provide the detailed factual information and market insights that let you draw meaningful conclusions about the UK's competitiveness.



Already established here, but looking to expand your business?

We can help you develop the relationships that enable expansion in the UK and exports to European and global markets. This could include: connecting you with innovation support for new products and services; using our overseas network to increase your exports; or helping you access finance.



Already decided to bring your business to the UK?

We help you set up business quickly and efficiently, saving valuable time and money by guiding you through essential steps such as choosing the right location, finding premises, recruiting staff and connecting with the value chain. We have specialists covering all the industry sectors, as well as key issues such as visas, taxation, skills, planning permission and financial analysis.



Contact Department for International Trade

DIT's services to international investors in the UK are free of charge and commercial-in-confidence.

Contact DIT's Investment Services Team

invest.great.gov.uk/int/contact
or via email at enquiries@invest-trade.uk
or by telephone **+44(0) 207 000 9012**.

Investment staff at a British embassy, high commission or trade office can also put investors in touch with the Investment Services Team.



Department for International Trade

The UK's Department for International Trade (DIT) helps businesses export, drives inward and outward investment, negotiates market access and trade deals, and champions free trade.

Disclaimer

Whereas every effort has been made to ensure that the information in this document is accurate, the Department for International Trade does not accept liability for any errors, omissions or misleading statements, and no warranty is given or responsibility accepted as to the standing of any individual, firm, company or other organisation mentioned.

© Crown Copyright 2022

You may re-use this information free of charge in any format or medium, strictly in accordance with the terms of the Open Government Licence.

To view this licence, visit:

www.nationalarchives.gov.uk/doc/open-government-licence

or email: psi@nationalarchives.gov.uk.

Where we have identified any third party copyright information in the material that you wish to use, you will need to obtain permission from the copyright holder(s) concerned.