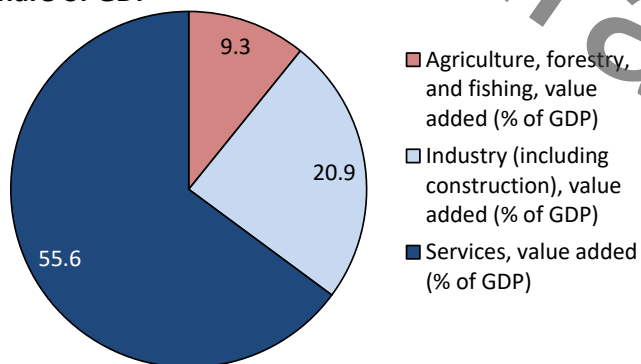


## Economic Overview

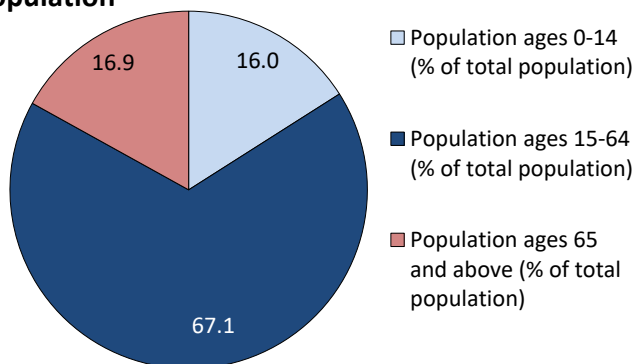
Nominal GDP (\$US bn)	155.3
Real annual GDP Growth (%)	-4.0
GDP per capita (\$US)	3,741.1
Annual inflation rate (%)	2.7
Unemployment rate (%)	9.2
Fiscal balance (% of GDP)	-6.0
Current account balance (% of GDP)	4.0

Due to the method of estimating value added, pie chart may not add up to 100%

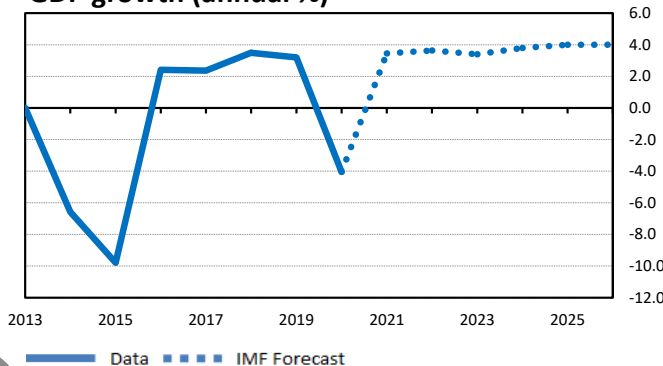
## Share of GDP\*



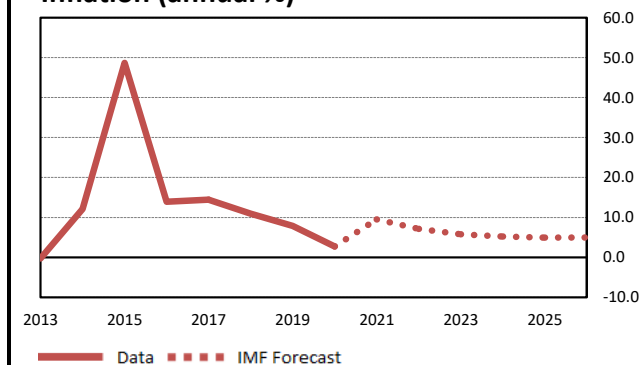
## Population\*



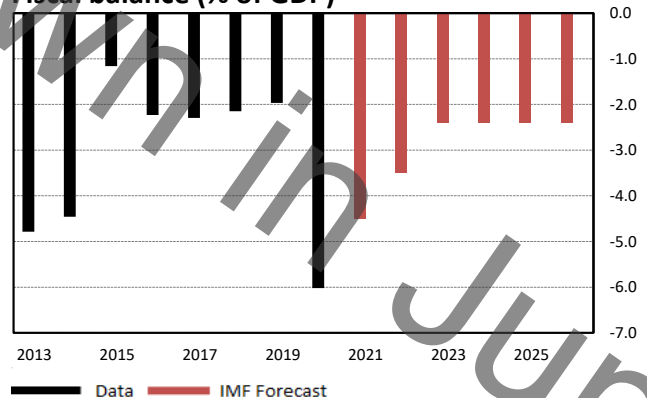
## GDP growth (annual %)



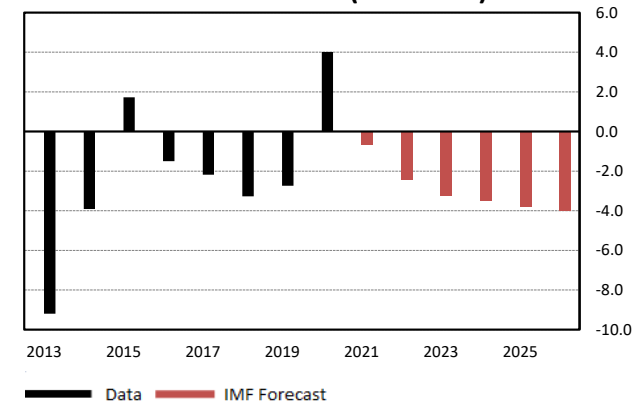
## Inflation (annual %)



## Fiscal balance (% of GDP)

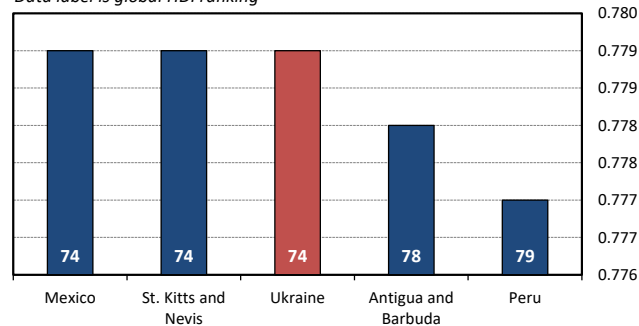


## Current account balance (% of GDP)



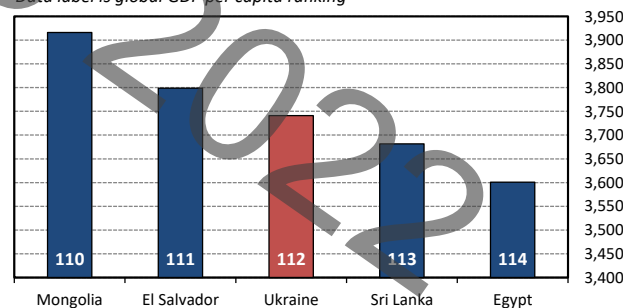
## Human Development Index (1= highly developed, 0= undeveloped)

Data label is global HDI ranking



## GDP per capita (\$US)

Data label is global GDP per capita ranking



Macroeconomy		Population		Trade & Investment	
				†for latest statistics, see DIT factsheets <a href="https://www.gov.uk/government/collections/trade-and-investment-factsheets">https://www.gov.uk/government/collections/trade-and-investment-factsheets</a>	
Real annual GDP growth (%)	-4.0	Population (millions)	41.51	Current account balance (% of GDP)	4.0
GDP at Purchasing Power Parity (\$US bn)	545.0	Population growth rate (% change)	-0.528	Current account balance (\$US bn)	6.2
GDP at Purchasing Power Parity per capita (\$)	13,128.7	Urban population (%)	69.6	Total exports of goods and services (\$US bn)	60.7
GDP at PPP as a share of world (%)	0.4	Development		Total imports of goods and services (\$US bn)	62.8
Government Finance		Human Capital Index score for 2020 (min 0, max 1)	0.63	Exports of goods to UK (£m)†	618
General government net debt (% of GDP)	-	Human Development Index (min 0, max 1)*	0.78	Imports of goods from UK (£m)†	576
General government gross debt (% of GDP)	60.8	Life expectancy at birth (years)*	71.8	Exports of services to UK (£m)†	190
Fiscal balance (% of GDP)	-6.0	Literacy rates (%)*	-	Imports of services from UK (£m)†	182
General government revenue (% of GDP)	40.0	Income inequality (equality 0, inequality 100)*	26.6	Exports + imports as share of GDP (%)	79.5
General government expenditure (% of GDP)	46.0	Internet users (% population)*	70.1	Inward direct investment flow (\$US bn)*	3.07
Current health expenditure (% of GDP)*	7.7	Net aid received per capita (\$US)*	25.9	Inward direct investment stocks (\$US bn)*	48.9
Public education expenditure (% of GDP)*	5.4	Infant mortality (per 1,000 live births)	7.2	Emissions & Environment	
Military expenditure (% of GDP)*	4.1	Fertility Rate*	1.23	CO <sub>2</sub> emissions per capita (tonnes)*	4.2
Foreign Exchange reserves (\$US bn)*	29.1	Personal remittances, received (% of GDP)	9.68	Pump price for petrol (\$US per litre)*	0.83
Energy		Net ODA received (% of GNI)	0.72	Energy use per capita (kg of oil equivalent)*	-
Oil production (thousand barrels per day)	-	Poverty headcount ratio at \$1.90 per day*	0.00	Food imports (% share of goods imports)*	8.6
Gas production (bn cubic metres per year)	-	Poverty headcount ratio at \$3.20 per day*	0.20	Forest area (% of land area)*	16.7
Net energy imports (% of energy use)*	-			Agricultural land (% of land area)*	71.3

## Forecast and comparison with other countries/territories

Indicator	Value			Global Ranking (1-185)			Comparator countries/territories in 2020
	2020	2021 forecast	2026 forecast	2020	2021 forecast	2026 forecast	
Population (million)	41.5	41.3	40.5	34	35	35	Below Algeria, Above Uganda <i>UK rank is 21</i>
Nominal GDP (\$US bn)	155.3	181.0	266.3	55	54	51	Below Iraq, Above Hungary <i>UK rank is 5</i>
GDP/capita (\$US)	3,741	4,384	7,185	112	108	95	Above Lower middle income Economy Average (\$2555.38) <i>UK rank is 22</i>
Real annual GDP growth (%)	-4.0	3.5	4.0	93	109	59	Below Lower Middle Income Economy Average (-2.9%) <i>UK rank is 161</i>
General government gross debt (% of GDP)	60.8	54.4	43.6	All data externally sourced from the IMF World Economic Outlook, World Bank WDI Database, NATO, BP Statistical Review of World Energy, UNCTAD statistics, ONS UK Balance of Payments and UN International Human Development Indicators.			
Fiscal balance (% of GDP)	-6.0	-4.5	-2.4	Factsheets for 185 countries and a detailed sources page can be found on the Economics Unit SharePoint (FCDO users only):			
Annual inflation rate (%)	2.7	9.5	5.0	<a href="https://www.gov.uk/government/collections/fco-economic-factsheets">https://www.gov.uk/government/collections/fco-economic-factsheets</a>			
Unemployment rate (%)	9.2	9.7	7.2				