



This publication provides information on the number of **Military Personnel** (defined as the **Strength**), joining (**Intake**) and leaving (**Outflow**) the UK Armed Forces. Detail is provided for both the **Full-Time Armed Forces (AF)** and **Reserves**. Further statistics can be found in the [Excel tables](#).

The recent trends in Reserve personnel numbers in this report relate to the targets outlined in the Future Reserves 2020 (FR20) programme. Following the Integrated Review and Spending Review, the previous future workforce requirements for the Armed Forces are no longer applicable. We are currently undertaking a review of how this information will be presented in the future.

Some of the statistics previously published in the following publications can now be found in this release: [Monthly, Quarterly and Annual Personnel Reports, UK Reserve Forces and Cadets, Service Personnel Bulletin 2.01 and Service and Civilian Bulletin 2.03](#).

Key Points and Trends

▼ 196,240	Strength of UK Forces Service Personnel at 1 April 2022 <i>A decrease of 2,630 (1.3 per cent) since 1 April 2021</i>
▲ 136,820	Full-Time Trained Strength (RN/RM & RAF) and Full-Time Trade Trained Strength (Army) at 1 April 2022 <i>An increase of 230 (0.2 per cent) since 1 April 2021</i>
▼ 13,350	People joined the UK Regular Armed Forces in the past 12 months (1 April 2021 - 31 March 2022) <i>A decrease of 2,890 (17.8 per cent) compared with the previous 12 month period</i>
▲ 14,630	People left the UK Regular Armed Forces in the past 12 months (1 April 2021 - 31 March 2022) <i>An increase of 2,330 (19.0 per cent) compared with the previous 12 month period</i>
▼ 31,480	Strength of the Trained Future Reserves 2020 at 1 April 2022 <i>A decrease of 1,220 (3.7 per cent) since 1 April 2021</i>
▼ 4,770	People joined the Future Reserves 2020 in the past 12 months (1 April 2021 - 31 March 2022) <i>A decrease of 180 (3.7 per cent) compared with the previous 12 month period</i>
▲ 6,290	People left the Future Reserves 2020 in the past 12 months (1 April 2021 - 31 March 2022) <i>An increase of 1,740 (38.3 per cent) compared with the previous 12 month period</i>

Responsible statistician: Tri-Service Head of Branch 0207 807 8896 Analysis-Tri-Hd@mod.gov.uk
Further information/mailling list: Analysis-Tri-Service@mod.gov.uk
Background quality report: www.gov.uk/government/statistics/tri-service-personnel-bulletin-background-quality-reports

Would you like to be added to our **contact list**, so that we can inform you about updates to these statistics and consult you if we are thinking of making changes? You can subscribe to updates by emailing Analysis-Tri-Service@mod.gov.uk

Contents

Introduction	page 2		Supplementary tables containing further statistics can be found at:
Policy background	page 3		https://www.gov.uk/government/statistics/quarterly-service-personnel-statistics-2022
UK Service Personnel	page 4	(National Statistic)	
Full-Time Trained Strength (RN/RM & RAF) and Full-Time Trade Trained Strength (Army)	page 5	(National Statistic)	A glossary and other supporting documents are available here:
Full-Time Trained and Trade Trained Strength (Army)	page 6	(National Statistic)	https://www.gov.uk/government/publications/armed-forces-monthly-service-personnel-statistics-supplementary-documents
UK Regular Personnel (excluding Gurkhas)	page 7	(National Statistic)	
Future Reserves 2020 Programme Monitoring	page 10	(National Statistic)	
Separated Service	page 12		
Applications to the Armed Forces	page 13		
Further Information	page 16		

Introduction

This publication contains information on the **Strength, Intake, Outflow and Gains to Trained Strength** for the UK Armed Forces overall and each of the Services; **Royal Navy/Royal Marines (RN/RM)**, **Army** and **Royal Air Force (RAF)**.

The Ministry of Defence (MOD) announced on 29 June 2016 that it was changing the Army Trained, disciplined service personnel by changing the definition of Trained Strength to include those in the Army who have completed Phase 1 training. This affects some Tri-Service totals. This does not affect the Naval Service or the RAF in any way. The MOD held a public consultation on **SDSR Resilience: Trained Strength definition for the Army and resultant changes to Ministry of Defence Armed Forces personnel statistics**, between 11 July and 21 January 2017. A consultation response was published on 7 November 2016. The changes outlined in the consultation and response have been incorporated into this publication from the 1 October 2016 edition onwards. This affects statistics in some of the accompanying Excel tables, specifically tables: 3a, 3e, 5a, 5b, 5c, 5d, 6a, 6b, 7a, 7b and 7c. Terminology has also been updated in Excel tables 3c and 4.

Detailed statistics, including unrounded figures, and historic time series can be found in the **Excel tables**. These include quarterly statistics on the number of **Service and Civilian Personnel**, **Separated Service** (the proportion of personnel breaching harmony guidelines), **Applications** to each of the Services and **Military Salaries**. Further historic statistics will be added in due course; in the meantime, historic statistics can be found in the following archived publications: **Monthly, Quarterly and Annual Personnel Reports**, **UK Reserve Forces and Cadets, Service Personnel Bulletin 2.01, Service and Civilian Bulletin 2.03, UK Armed Forces Maternity Report, Diversity Dashboard** and **Quarterly Location Statistics**. The **glossary** contains definitions of terminology used in this publication.

A calendar of upcoming MOD statistical releases can be found on [GOV.UK](https://www.gov.uk).

A National Statistics Publication

The United Kingdom Statistics Authority has designated these statistics as National Statistics, in accordance with the Statistics and Registration Service Act 2007 and signifying compliance with the Code of Practice for Official Statistics. Designation can be broadly interpreted to mean that the statistics:

- meet identified user needs;
- are well explained and readily accessible;
- are produced according to sound methods; and
- are managed impartially and objectively in the public interest.

Once statistics have been designated as National Statistics it is a statutory requirement that the Code of Practice shall continue to be observed.

Policy background

The main factors affecting decisions about the size of the Armed Forces required by the MOD to achieve success in its military tasks include:

- An assessment of current and future threats to UK national security;
- The need for contingent / reactive capability – the requirement to be able to respond immediately to domestic or international crisis;
- Current operational and international obligations (e.g. NATO, UN);
- Changes in technology, the introduction of new equipment and restructuring that leads to equipment becoming obsolete or surplus to requirements;
- The need to deliver against the military tasks as efficiently as possible, maintaining a balanced, affordable defence budget.

The Service Personnel Statistics in previous versions of this publication are reported against the [2015 Strategic Defence and Security Review](#) (SDSR), released in November 2015. Prior to SDSR 2015, publications reported against the planned Future Force 2020, as set out in the SDSR 2010 which planned to reduce the size of the Armed Forces.

Army Trained Strength

On 29 June 2016, the MOD [announced](#) that the Army planned to use Regular and Reserve Phase 1 Trained personnel in response to crises within the UK. Following this, the term 'Trained Strength' would include all Army personnel Trained in the core function of their Service (i.e. those who have completed Phase 1 training). The MOD has [consulted](#) on these changes and the resultant impact they will have on this publication and a consultation response was published on 7 October 2016.

From the 1 October 2016 edition onwards, Army personnel who have completed Phase 1 training (basic Service training) but not Phase 2 training (trade training), are considered Trained personnel. This change enabled the Army to meet the SDSR 15 commitment to improve support to UK resilience. The Trained Strength definition for the Royal Navy, RAF, Maritime Reserve and RAF Reserves has not changed, reflecting the requirement for their personnel to complete Phase 2 training to be able to fulfil the core function of their respective Services.

Army personnel who have completed Phase 2 training are now called 'Trade Trained'. This population aligns with the old definition of Trained personnel, therefore maintaining the continuity of the statistical time series, and will continue to be counted against the historic workforce requirement.

The Army have undertaken a review of training requirements and Royal Engineers Other Ranks personnel joining from 1 July 2019 will become Trade Trained after Initial Trade Training (ITT) and will join the Full-Time Trade Trained Strength (FTTTS), and therefore we may see a change in the trend.

Full-Time Armed Forces Personnel

In order to meet the personnel reduction targets set out in SDSR 2010, the [Three Month Exercise](#) (3ME) and [Army 2020](#) (A2020), a redundancy programme coupled with adjusted recruiting (Intake) and contract extensions, were set. The redundancy programme is now complete.

On 23 November 2015, MOD published the National Security Strategy and Strategic Defence and Security Review 2015. SDSR 2015 outlined plans to uplift the size of the Regular Armed Forces, setting targets for a Strength of 82,000 for the Army, and increasing the Royal Navy/Royal Marines and Royal Air Force by a total of 700 personnel. The [SDSR 2015 Defence Key Facts](#) booklet announced new targets for 2020 for each of the Services.

Future Reserves 2020 (FR20) Programme

The Future Reserves 2020 (FR20) programme aimed to increase the size of the Reserve Forces. Further information on the growth of the Reserves can be found in the Policy Background section of previous [Monthly Service Personnel Statistics](#) publications.

As a result of the changes to Army Trained Strength (referred to above) and their impact on the Army Reserve, the MOD released a [Written Ministerial Statement](#) containing revised Future Reserves 2020 (FR20) Strength growth profiles on 8 November 2016. Reporting of the growth of the Reserves will be based on Strength profiles only.

There has been no formal announcement of new targets beyond 31 March 2019. However, the Ministry of Defence's recruitment campaign is a long-term programme and numbers continue to grow.

Reserves Forces 2030 (RF30) Programme

The Reserve Forces 2030 (RF30) Review does not include a target for additional personnel numbers beyond those in the Future Reserves 2020 (FR20) programme.

RF30 builds on the work carried out by FR20; the RF30 Review offers 18 recommendations grouped into four key areas in which the Reserves will need to continue to adapt in order to develop their utility. These are: redefining the Reserves' relationship with society; expanding the role of the Reserves; unlocking the potential of reservists; and transforming support to the Reserves.

The Ministry of Defence has established an implementation programme to consider the RF30 recommendations. A formal response, or responses, to the RF30 Review will follow the RF30 implementation programme's detailed analysis of the recommendations.

UK Service Personnel

UK Service Personnel comprise the total **Strength** of the military personnel employed by the Ministry of Defence (**Excel tables**, Table 1). The current Strength of the UK Service Personnel is 196,240 which includes:

- All **UK Regular** personnel and all **Gurkha** personnel (which combined at 1 April 2022 comprised 77.5 per cent of UK Service Personnel);
- **Volunteer Reserve** personnel (which at 1 April 2022 comprised 18.3 per cent of UK Service Personnel);
- **Other Personnel** including the Serving Regular Reserve, Sponsored Reserve, Military Provost Guard Service, Locally Engaged Personnel and elements of the Full-Time Reserve Service (FTRS) (which at 1 April 2022 comprised 4.2 per cent of UK Service Personnel).

Strength is the number of personnel.

UK Regulars are Full-Time Service personnel, including Nursing Services, excluding FTRS personnel, Gurkhas, mobilised Reservists, Military Provost Guarding Service (MPGS), Locally Engaged Personnel (LEP), and Non Regular Permanent Service (NRPS).

Volunteer Reserves voluntarily accept an annual training commitment and are liable to be mobilised to deploy on operations. They can be utilised on a part-time or Full-Time basis to provide support to the Regular Forces at home and overseas.

The total Strength of the UK Forces¹ has decreased between 1 April 2021 and 1 April 2022 by 1.3 per cent (2,630 personnel), as shown in Table 1. Since 1 April 2021, the Gurkhas and Other Personnel Strengths have both increased, however the UK Regular Forces and Volunteer Reserves Strengths have decreased.

Table 1: Trends in UK Forces Strength¹

	1 Apr 19	1 Apr 20	1 Apr 21	1 Oct 21	1 Jan 22	1 Apr 22	% Change since 1 Apr 21
UK Forces Personnel	192,160	193,980	198,880	198,940	197,140	196,240	-1.3%
UK Regular Forces	144,430	145,320	149,280	149,540	148,220	147,980	-0.9%
Gurkhas	3,430	3,760	4,010	3,960	3,950	4,110	2.4%
Volunteer Reserve	36,500	37,060	37,420	37,060	36,600	35,860	-4.1%
Other Personnel	7,800	7,840	8,170	8,380	8,370	8,290	1.5%
Royal Navy / Royal Marines	38,790	39,050	40,400	40,650	40,270	40,130	-0.7%
UK Regular Forces	32,540	32,760	33,850	34,130	33,920	33,930	0.2%
Volunteer Reserve	3,850	3,870	4,080	4,040	3,920	3,810	-6.6%
Other Personnel	2,400	2,420	2,480	2,480	2,440	2,400	-3.3%
Army	116,230	117,560	120,660	120,300	118,920	118,240	-2.0%
UK Regular Forces	79,030	79,620	82,230	82,040	80,980	80,730	-1.8%
Gurkhas	3,430	3,760	4,010	3,960	3,950	4,110	2.4%
Volunteer Reserve	29,560	29,980	30,040	29,740	29,400	28,810	-4.1%
Other Personnel	4,200	4,200	4,380	4,560	4,600	4,590	4.8%
Royal Air Force	37,150	37,370	37,810	37,990	37,940	37,880	0.2%
UK Regular Forces	32,860	32,940	33,200	33,380	33,320	33,320	0.4%
Volunteer Reserve	3,080	3,200	3,300	3,280	3,280	3,250	-1.5%
Other Personnel	1,200	1,220	1,310	1,340	1,340	1,310	-0.2%

Source: Analysis (Tri-Service)

1. UK Forces comprises all UK Regular, Gurkha, Volunteer Reserve and Other personnel. The constituents of "Other personnel" are reported towards the top of this page.

Full-Time Trained Strength (RN/RM & RAF) and Full-Time Trade Trained Strength (Army)

The total Full-Time Trained Strength (RN/RM & RAF) and Full-Time Trade Trained Strength (Army) has increased between 1 April 2021 and 1 April 2022 by 0.2 per cent (230 personnel). The FTTS (RN/RM) increased by 1.0 per cent, the FTTTS (Army) remained stable and the FTTS (RAF) has decreased by 0.2 per cent as shown in Table 2.

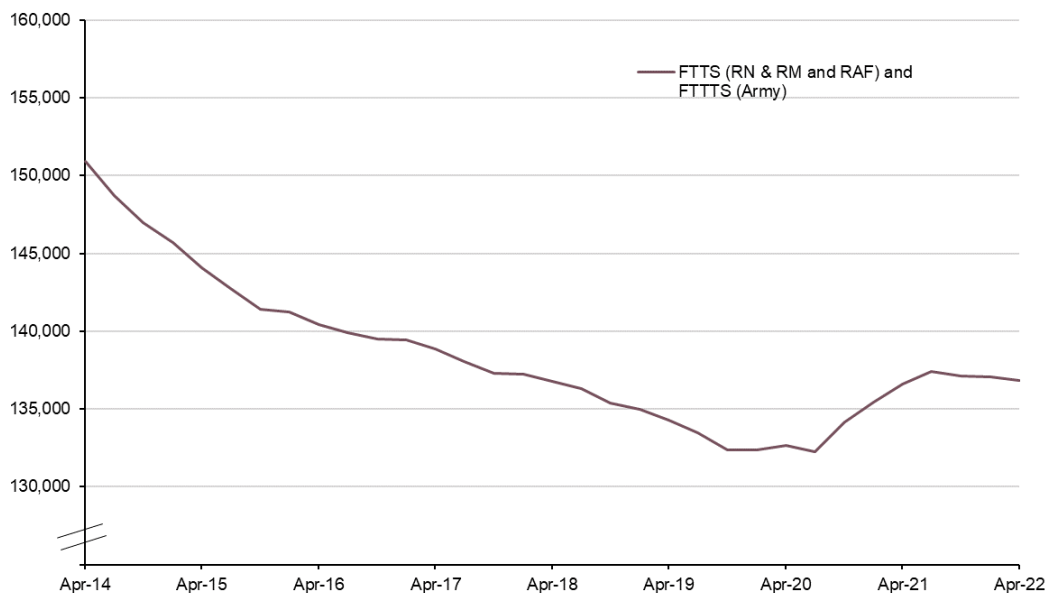
Table 2: FTTS (RN/RM & RAF) and FTTTS (Army)

	1 Apr 19	1 Apr 20	1 Apr 21	1 Oct 21	1 Jan 22	1 Apr 22	% Change since 1 Apr 21
FTTS (RN/RM & RAF) and FTTTS (Army)	134,300	132,630	136,600	137,130	137,070	136,820	0.2%
RN/RM (FTTS)	29,220	29,040	29,460	29,690	29,720	29,760	1.0%
Army (FTTTS)	75,070	73,900	77,200	77,530	77,380	77,190	0.0%
RAF(FTTS)	30,010	29,690	29,940	29,910	29,970	29,870	-0.2%

Source: Analysis (Tri-Service)

The Full-Time Trained Strength (RN/RM & RAF) and Full-Time Trade Trained Strength (Army) gradually increased between 1 July 2020 and 1 July 2021 but has been decreasing since, as shown below in Figure 1.

Figure 1: FTTS (RN/RM & RAF) and FTTTS (Army)



Full-Time Trained Strength (RN/RM & RAF) and Full-Time Trade Trained Strength (Army) includes all UK Regular personnel, Gurkhas and the relevant elements of the Full-Time Reserve Service (FTRS) (see [glossary](#) for more detail).

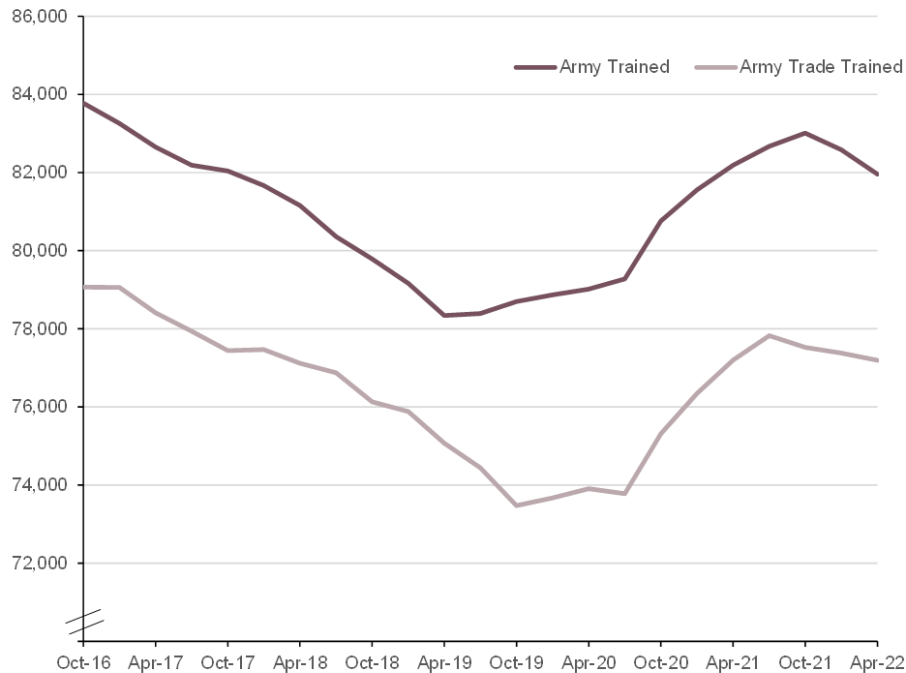
Full-Time Trained and Trade Trained Strength (Army)

Table 3: Comparison of Full-Time Trained and Trade Trained Strengths (Army)

	1 Apr 21	1 Jul 21	1 Oct 21	1 Jan 22	1 Apr 22
Full-Time Trained Strength	82,190	82,670	83,010	82,580	81,960
of which Trade Trained	77,200	77,820	77,530	77,380	77,190

Source: Analysis (Tri-Service)

Figure 2: FTTS & FTTTS in the Army since Trained Strength definition change in October 16



As can be seen from Figure 2 above, Army Trained Strength (FTTS) saw an increase between 1 April 2019 and 1 October 2021, but has decreased between 1 October 2021 and 1 April 2022. The Army Trade Trained Strength (FTTTS) increased between 1 October 2019 and 1 July 2021 but has seen a decrease between 1 July 2021 and 1 April 2022. The Army Trained Strength at 1 April 2022 is lower than at 1 April 2021 by 0.3 per cent and the Army Trade Trained Strength has remained stable.

Table 4: Army Officers and Other Ranks by Training Status

	1 Apr 19	1 Apr 20	1 Apr 21	1 Oct 21	1 Jan 22	1 Apr 22
Trained Officers	12,490	12,520	12,770	12,970	13,020	12,840
Trade Trained Officers	12,130	12,260	12,490	12,630	12,590	12,550
Trained Other Ranks	65,850	66,490	69,420	70,040	69,560	69,120
Trade Trained Other Ranks	62,940	61,640	64,710	64,900	64,790	64,640

Source: Analysis (Tri-Service)

Since 1 April 2021, the Strength of the Trained and Trade Trained Officers have both increased by 0.5 per cent. The Strength of Trained and Trade Trained Other Ranks have decreased by 0.4 per cent and 0.1 per cent respectively since 1 April 2021, as can be seen from Table 4 above.

UK Regular Personnel (excluding Gurkhas)

As at 1 April 2022, the Trained and Untrained Strength of the UK Regular Forces was 147,980. The Service split for this figure can be found in Table 5 below.

There are 11,160 Untrained personnel in the UK Regular Forces, of which 4,520 are in the RN/RM, 3,120 in the Army and 3,520 are in the RAF. The Untrained Strength reflects the number of personnel who can potentially join the Trained Strength.

	1 Apr 21		1 Apr 22	
RN/RM	33,850		33,930	
of which Trained	29,080	85.9%	29,410	86.7%
Army	82,230		80,730	
of which Trained	78,160	95.1%	77,820	96.4%
of which Trade Trained	73,450	89.3%	73,310	90.8%
RAF	33,200		33,320	
of which Trained	29,870	90.0%	29,800	89.4%

Source: Analysis (Tri-Service)

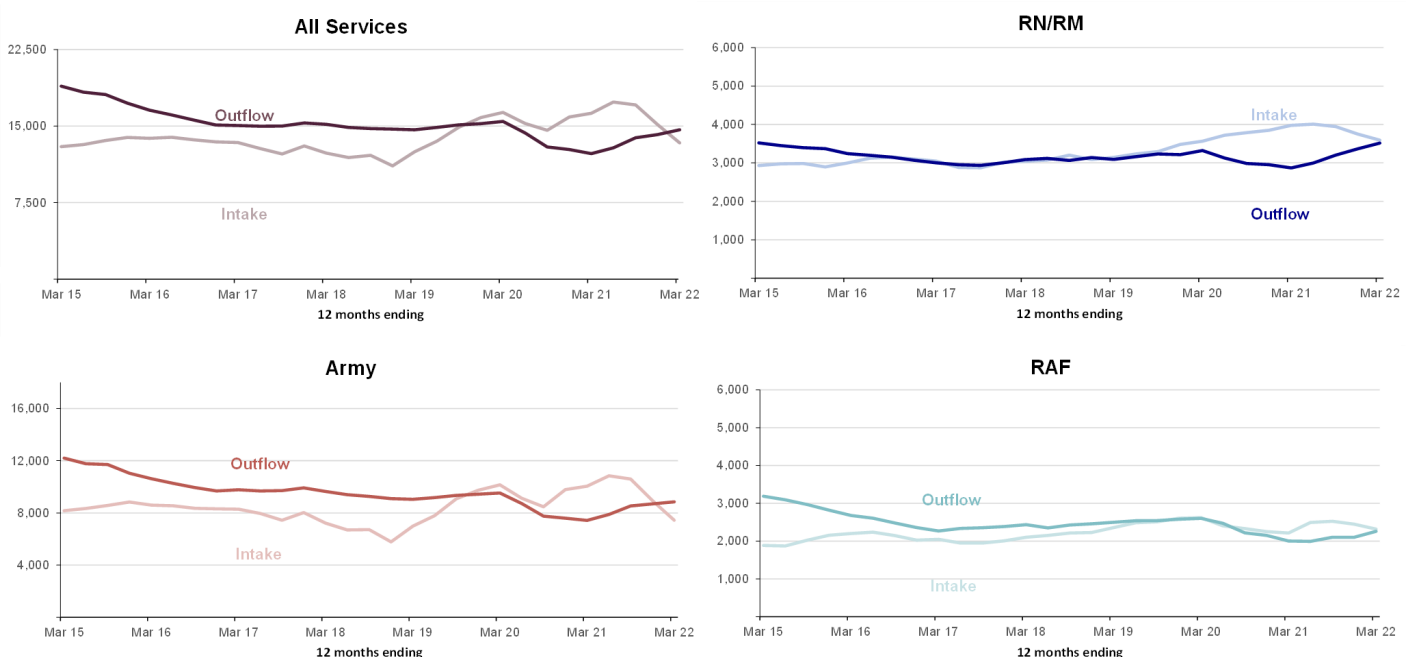
Intake and Outflow

In the 12 months to 31 March 2022 there was a net reduction of 1,300 personnel in the UK Regular Forces. This has decreased compared to the net increase of 3,960 in the 12 months to 31 March 2021. Outflow has increased by 19.0 per cent and Intake has decreased by 17.8 per cent, since 31 March 2021.

Intake

- Intake into the Trained and Untrained UK Regular Forces was 13,350 in the 12 months to 31 March 2022, compared to 16,240 in the 12 months to 31 March 2021.
- In the 12 months to 31 March 2022, Intake to the RN/RM and Army has decreased by 9.7 and 26.0 per cent respectively compared with the 12 months to 31 March 2021. Intake to the RAF has increased by 4.6 per cent.

Figure 3: Intake to and Outflow from the UK Regular Forces over rolling 12-month periods from 1 April 2015 - 31 March 2022



UK Regular Personnel

Outflow

- Outflow from the Trained and Untrained UK Regular Forces was 14,630 in the 12 months to 31 March 2022; up from 12,300 in the 12 months to 31 March 2021.
- Across all Services, VO was the most common reason for Outflow of Trained (RN/RM & RAF) and Trade Trained (Army) personnel, accounting for 56.3 per cent of Outflow in the 12 months to 31 March 2022 (See Figure 4).
- In the 12 months to 31 March 2022, 5,980 Trained (RN/RM & RAF) and Trade Trained (Army) personnel left through VO; the VO rate was 4.5 per cent. The VO Rate for the RN/RM was 4.6 per cent, for the Army it was 4.7 per cent and for the RAF it was 3.9 per cent.
- In the 12 months to 31 March 2022, the VO rate amongst Other Ranks and Officers was 4.7 per cent and 3.7 per cent respectively.

Voluntary Outflow (VO) encompasses all Trained (RN/RM & RAF) and Trade Trained (Army) personnel who voluntarily exit before the end of their agreed engagement or commission period.

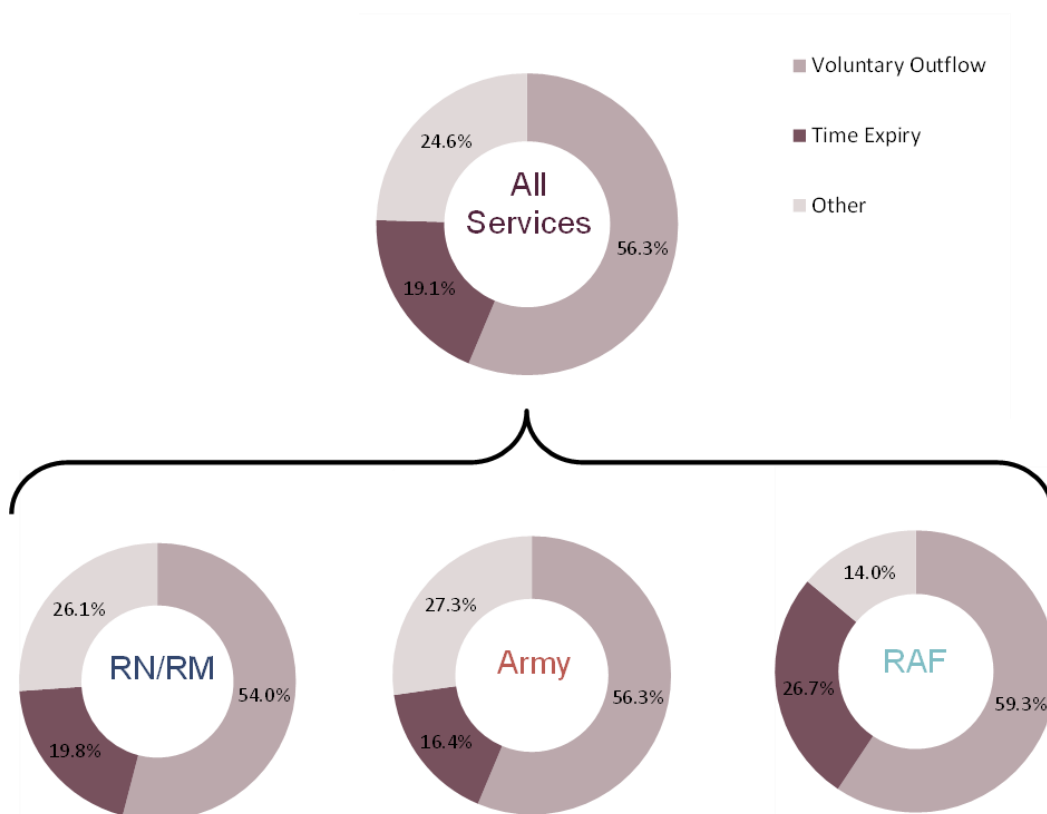
Time Expiry is a term used to describe those in the Armed Services who reach the end of their engagement or commission and then leave.

Other includes Outflow from the Trained (RN/RM & RAF) and Trade Trained (Army) Strength due to, amongst others, medical reasons, misconduct, compassionate, dismissals and death.

VO Rate is the number of personnel voluntarily Outflowing as a proportion of the average Trained Strength for the Outflow period.

There is no single reason why personnel leave on Voluntary Outflow, but the personnel who completed the [Armed Forces Continuous Attitude Survey](#) indicated reasons for leaving the Armed Forces included the impact of Service life on family and personal life and opportunities outside the Armed Forces.

Figure 4: Outflow of Trained (RN/RM & RAF) and Trade Trained (Army) UK Regulars by exit reason (12 months to 31 March 2022)



UK Regular Personnel

Gains to Trained Strength and Trained Outflow

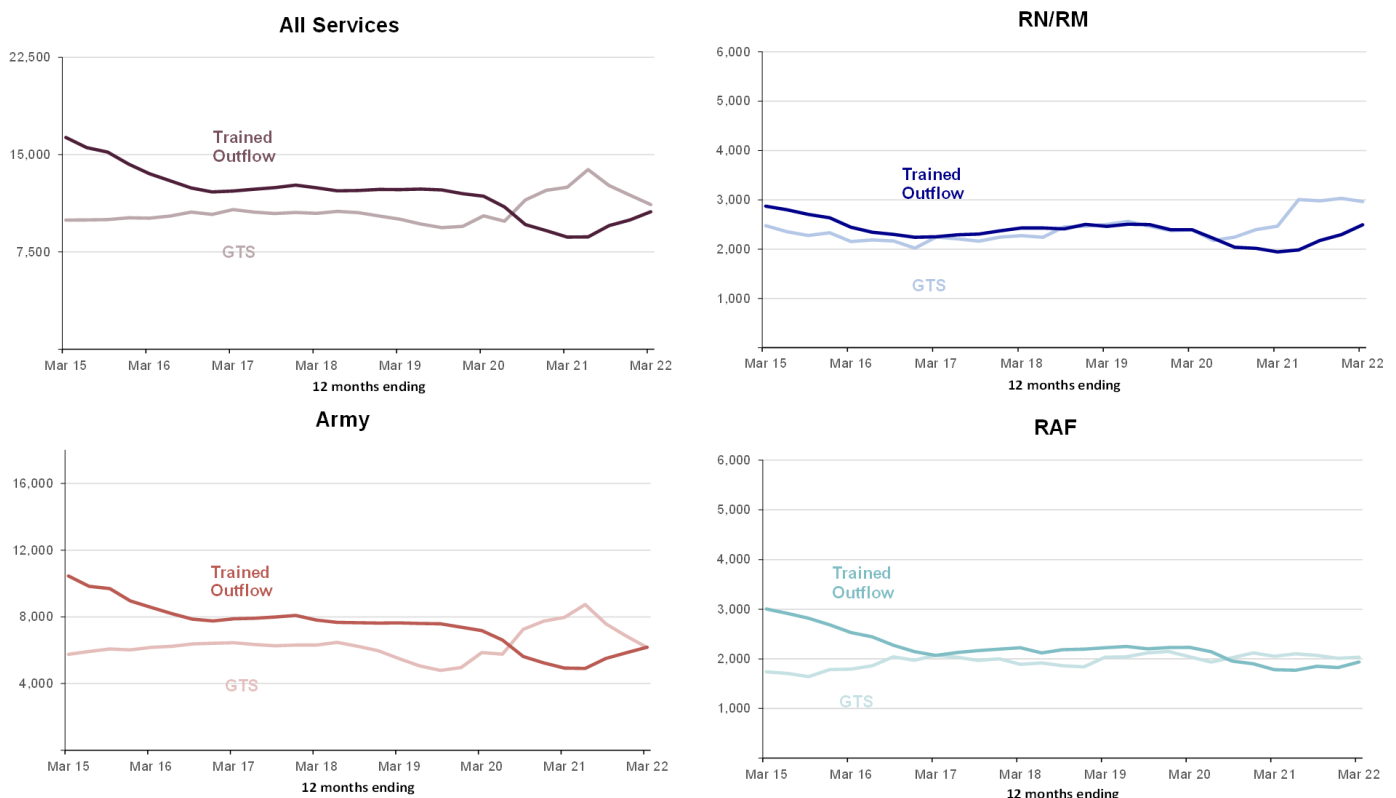
In the 12 months to 31 March 2022, the number of personnel joining the Trained (RN/RM & RAF) and Trade Trained Strength (Army) UK Regular Forces was 550 higher than the number leaving. This represents a net gain to the Phase 2 trained population of the Armed Forces. The actual increase in Trained/Trade Trained Strength, after accounting for other flows such as promotion from Ranks to Officers or flows between Services, was 130.

- Trained and Trade Trained direct entrants in the 12 months to 31 March 2022 was 260. This is a decrease of 69.5 per cent from the 12 months to 31 March 2021.
- Personnel completing Phase 2 training in the 12 months to 31 March 2022 was 10,900. This has decreased by 6.3 per cent when compared against this period's equivalent a year ago(11,640).
- Compared to the 12 months to 31 March 2021, in the 12 months to 31 March 2022 there was an increase to the Gains to Trained Strength for the RN/RM by 20.3 per cent, whereas the RAF gains decreased by 0.9 per cent. In addition, the Army Gains to Trade Trained Strength decreased by 22.7 per cent when comparing the 12 months ending 31 March 2022 to the 12 months ending a year ago at 31 March 2021.
- In comparison to the 12 months ending 31 March 2021, Trained Outflow from the RN/RM increased by 28.4 per cent, Army Trade Trained Outflow increased by 25.5 per cent and RAF Trained Outflow increased by 8.7 per cent in the 12 months ending 31 March 2022.

Gains to Trained Strength (GTS) figures comprise all Regular personnel who complete Phase 2 training and those that enter directly into the Phase 2 Trained Strength. It excludes those returning to the Phase 2 Trained Strength from Long Term Absence (LTA).

Trained Outflow figures show Phase 2 Trained Outflow from UK Regular Forces, including personnel leaving the Services, deaths and recalled reservists on release. They do not include promotion from Ranks to Officers or flows between Services.

Figure 5: GTS and Outflow from the UK Trained Regular Forces 12 month ending across the Armed Forces from 1 April 2015 - 31 March 2022



Future Reserves 2020 (FR20) Programme Monitoring

Following consultation on changes to the Army Trained Strength definition and the removal of the FR20 Intake targets, the MOD released Future Reserves 2020 Trained Strength growth profiles in a [Written Ministerial Statement](#) on 8 November 2016. Reporting of the growth of the Reserves will be based on Trained Strength profiles only.

Future Reserves 2020 includes Volunteer Reserves who are mobilised, High Readiness Reserves and those Volunteer Reserves serving on Full-Time Reserve Service (FTRS) and Additional Duties Commitment (ADC). Sponsored Reserves who provide a more cost effective solution than Volunteer Reserves are also included in the Army Reserve FR20.

Future Reserves 2020 Strength

Progress against FR20 population Trained Strength targets are reported in Table 6a of the [Excel tables](#).

The total **Trained and Untrained Strength** of the Tri-Service Future Reserves 2020 at 1 April 2022 was 35,890, a decrease of 1,520 personnel or 4.1 per cent since 1 April 2021.

Figure 6: Maritime Reserve Trained Strength

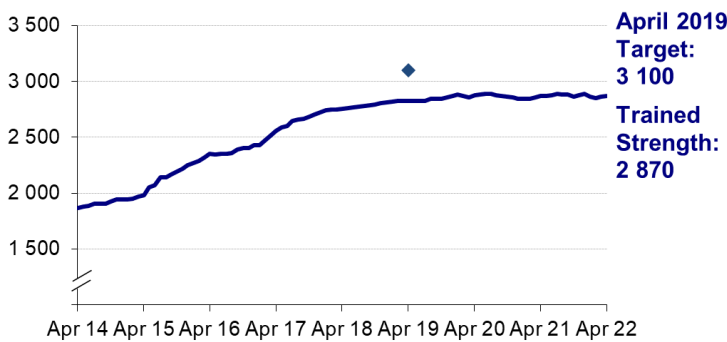


Figure 6 shows that the Maritime Reserve Trained Strength was 2,870 as at 1 April 2022. This has remained stable since 1 April 2021.

The Maritime Reserve total Strength as at 1 April 2022 was 3,810. This is a decrease of 270 personnel (6.6 per cent) since 1 April 2021.

Figure 7: Army Reserve Trained Strength

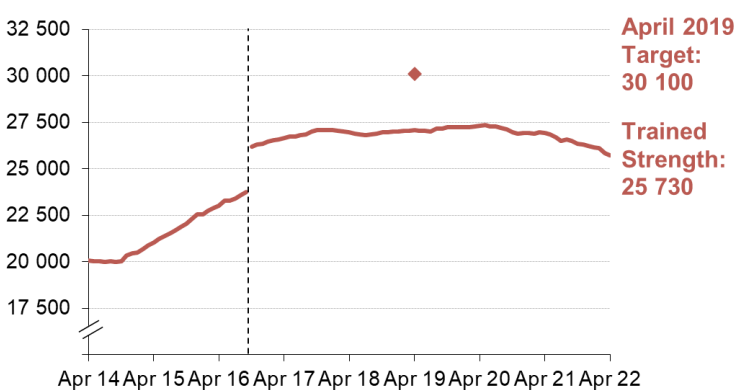


Figure 7 shows that the Army Reserve Trained Strength was 25,730 as at 1 April 2022. This is a decrease of 1,210 (4.5 per cent) since 1 April 2021.

The Army Reserve total Strength as at 1 April 2022 was 28,830. This is a decrease of 1,200 (4.0 per cent) since 1 April 2021.

Figure 8: RAF Reserve Trained Strength

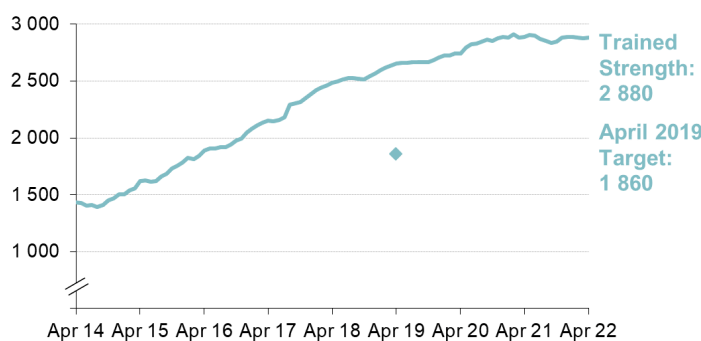


Figure 8 shows that as at 1 April 2022 the RAF Reserve Trained Strength was 2,880. This is a decrease of 10 personnel (0.3 per cent) since 1 April 2021.

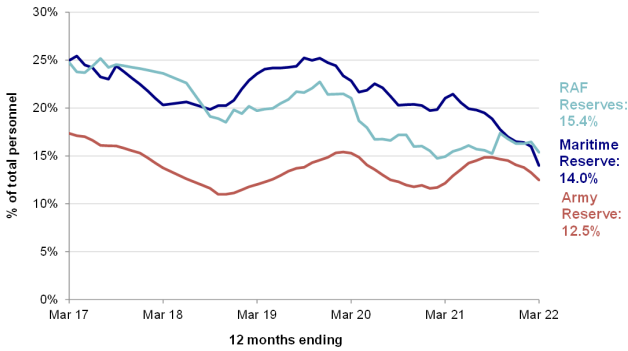
The RAF Reserve total Strength as at 1 April 2022 was 3,250. This is a decrease of 50 personnel (1.5 per cent) since 1 April 2021.

Future Reserves 2020 (FR20) Programme Monitoring

FR20 Intake and Outflow statistics

Intake and Outflow statistics report how many people have left or joined the Trained or Untrained Strengths. As well as leavers and new recruits, this can include personnel transferring to or from the Regular Forces, other Reserve populations, or Reserve re-joiners.

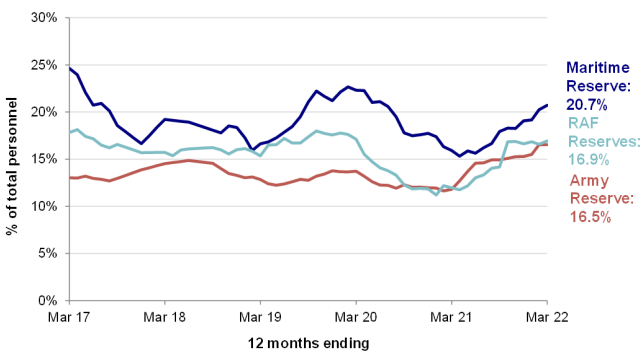
Figure 9: Total Intake rate by Service



The total Intake rates for each Service in the 12 months to 31 March 2022 are as follows:

- The Maritime Reserve total Intake rate was **14.0 per cent**; a decrease of 7.0 percentage points since the 12 months to 31 March 2021.
- The Army Reserve total Intake rate was **12.5 per cent**; an increase of 0.3 percentage points since the 12 months to 31 March 2021.
- The RAF Reserves total Intake rate was **15.4 per cent**; an increase of 0.4 percentage points since the 12 months to 31 March 2021.

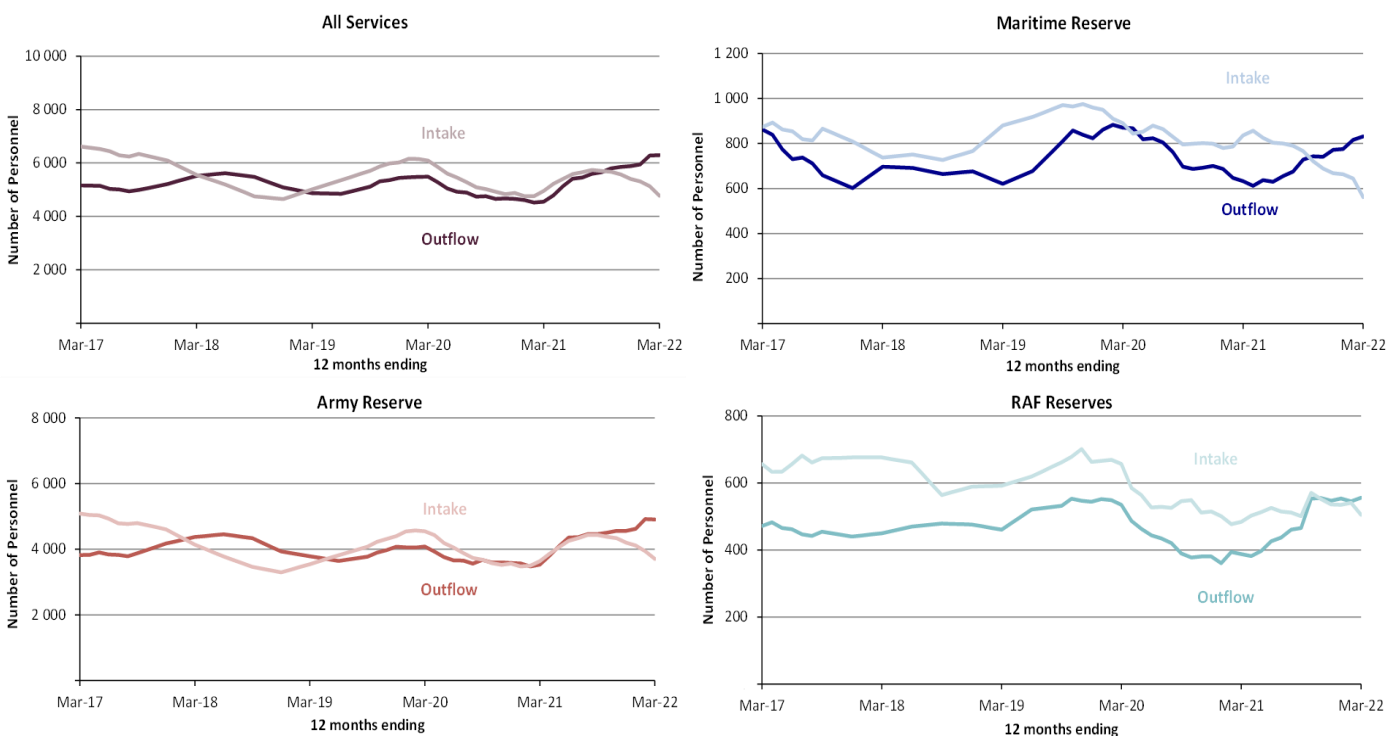
Figure 10: Total Outflow rate by Service



The total Outflow rates for each Service in the 12 months ending 31 March 2022 are as follows:

- The Maritime Reserve total Outflow rate was **20.7 per cent**; an increase of 4.8 percentage points since the 12 months to 31 March 2021.
- The Army Reserve total Outflow rate was **16.5 per cent**; an increase of 4.7 percentage points since the 12 months to 31 March 2021.
- The RAF Reserves total Outflow rate was **16.9 per cent**; an increase of 5.0 percentage points since the 12 months to 31 March 2021.

Figure 11: Intake to and Outflow from the FR20 Reserves over rolling 12-month periods ending from 1 April 2017 - 31 March 2022



Separated Service

Separated service measures absence from normal place of duty. The time an individual experiences separated service is compared against each Service's "**Individual Harmony**" guidelines to ensure a balance between duty and leisure for all Service personnel.

A breach of individual harmony guidelines occurs when Service personnel experience separated service for longer than the period outlined in individual harmony guidelines, which are based on the structures and organisation of that Service. The guidelines are measured over a 36 month period and the limits are **660 days** away for the RN/RM; **498 days** for the Army and RAF (was 468 days prior to 1 April 2021 for the RAF).

Separated Service concerns personnel who are serving away from their usual place of duty or are unable to enjoy leisure at their normal place of duty or residence at place of duty.

Individual Harmony is the freedom to enjoy leisure at the normal place of duty or residence at place of duty; this includes leave and adventurous training.

Using 1 April 2021 as an example, the formula for the breach rate is as follows:

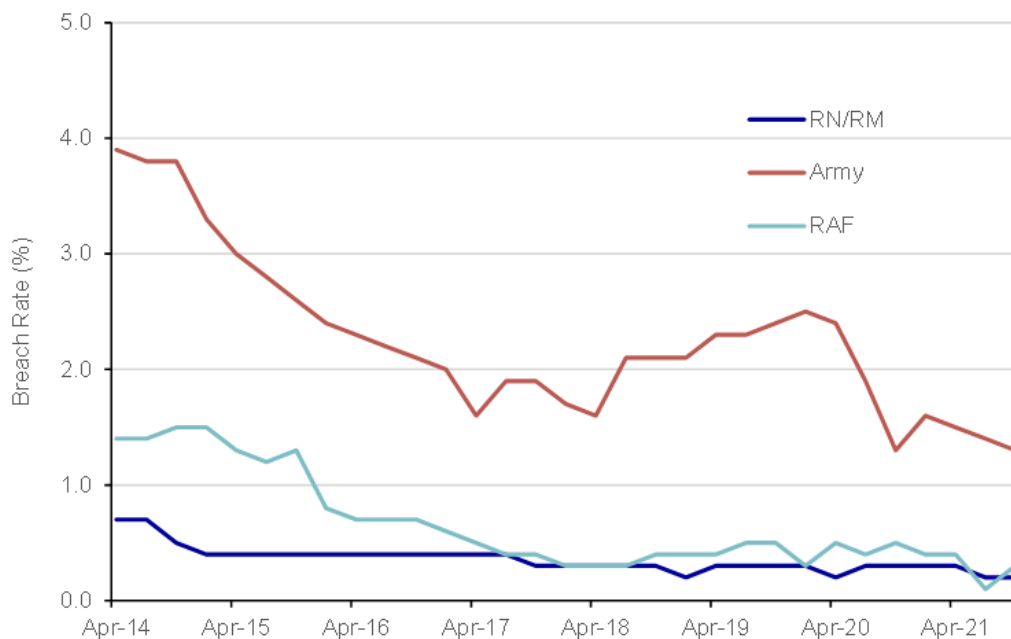
Trained/Trade Trained UK Regular personnel breaching in the 36 months ending to 31 Mar 2021

Trained UK Regular personnel as at 1 Apr 2021

The percentage breaching harmony has remained stable for the RN/RM (0.2 per cent), decreased for the Army (1.2 per cent) and decreased for the RAF (0.2 per cent) as at 1 January 2022 compared to the previous quarter, 1 October 2021.

Separated service data can be found in Table 10 of the accompanying [Excel tables](#).

Figure 12: Percentage of UK Regular Forces breaching harmony (1 April 2014 - 1 January 2022)



Applications to the Armed Forces

The figures in this publication include applications to the UK Regular and Volunteer Reserve Forces. They are broken down by Service, and by Officers and Other Ranks.

Whilst application counts for each service are based on online applications submitted by an individual and accepted by Defence Recruitment System (DRS), work is ongoing to verify that application processes and definitions are consistent and we would recommend that numbers should not be aggregated to show Armed Forces totals (hence separate tables and graphs are provided).

The number of applications received does not directly relate to Intake figures, since:

Figures relate to the number of **applications** received and not the number of **applicants**, as one applicant may submit several applications;

For successful applicants who accept an offer to join the Services, there is a substantial processing time between their application being received and the applicant joining the Services. Therefore, the Intake figures for Dec 19 are not comparable with the number of applications received in Dec 19 as the numbers apply to different cohorts of people;

Applications will not result in Intake if, for example, they are withdrawn by the applicant during the recruitment process, rejected by the Services, or if an offer to join the Services is declined by the applicant. **See below** for further information.

There is a break in the time series between 1 October 2017 and 1 July 2019 due to the change in recruiting systems from the Training Administration and Financial Management Information System (TAFMIS) to DRS and due to the need to ensure consistency of the start date for reintroduced data between the single Services. There is a reporting lag of one quarter, resulting in 1 January 2022 application data being the latest that is reported on.

Applications that do not result in Intake

The main causes of **applicant** failure (i.e. no offer to join the Services given) include:

- Failing security clearance;
- Not having the required residency;
- Not achieving the required recruiting test score for the desired branch/trade;
- Failing the medical scrutiny;
- Not achieving fitness entry standards;
- Applicants withdraw for their own reasons (e.g. change of mind) during the process

The main causes of **application** failure (i.e. the applicant declines an offer to join):

- Applicants may have submitted other applications for employment (including multiple applications to join the Armed Forces) and accept another offer;
- Applications may be submitted with no intention to join (e.g. to satisfy the requirements of job seeking).

NOTE: Application numbers cannot be added together across the Services to show total Armed Forces applications due to differences in definitions.

Applications to the Armed Forces

Figure 13: Applications to the RN/RM split by UK Regular Forces and Volunteer Reserves



Figures from 12 months ending 30 June 2019 onwards define an application as an online application submitted by an individual and accepted by Defence Recruitment System (DRS). These figures are not comparable with the figures up until 12 months ending 30 September 2017 which are available in Table 9a of the accompanying [Excel tables](#), which define an application as a candidate who has submitted an AF Career Officer Form 4 and sat the Recruit Test, whether this was passed or failed.

Applications to the RN/RM Regular Forces in the 12 months to 31 December 2021 were 24,731, a decrease of 25.2 per cent compared to the 12 months to 31 December 2020 (33,058). Over the same period, applications to the Volunteer Reserves have decreased by 26.4 per cent, from 3,042 in the 12 months to 31 December 2020 to 2,240 in the 12 months to 31 December 2021.

Figure 14: Applications to the Army split by UK Regular Forces and Volunteer Reserves



Figures from 12 months ending 30 June 2019 onwards define an application as an online application submitted by an individual and accepted by Defence Recruitment System (DRS). These figures are not comparable with the figures up until 12 months ending 30 September 2017 which are available in Table 9b of the accompanying [Excel tables](#), as the data is drawn from different databases and have differing definitions of an application. Figures for the period between the introduction of DRS in November 2017 and 30 June 2019 are not available as they are not of the required validity for publication.

Applications to the British Army Regular Forces in the 12 months to 31 December 2021 were 77,432, a decrease of 26.3 per cent compared to the 12 months to 31 December 2020 (105,019). Over the same period, applications to the Volunteer Reserves have decreased by 31.7 per cent, from 32,232 in the 12 months to 31 December 2020 to 22,005 in the 12 months to 31 December 2021.

Commonwealth Applicants are included in the number of applications. The Commonwealth entry numbers are closely controlled. Applications may be refused if no Commonwealth headroom is available. These applicants will then be withdrawn from the pipeline but the application number will still be counted in the overall volume of applications received.

Figure 15: Applications to the RAF split by UK Regular Forces and Volunteer Reserves



The increase in RAF applications since the introduction of DRS is due to the previous recruitment system having a separate frontend, this was used to assist the initial application processing team in filtering out RAF ineligible applications and non-productive enquiries prior to an official application being recorded. Therefore the figures presented here are not comparable with the figures up until 12 months ending 30 September 2017 which are available in Table 9c of the accompanying [Excel tables](#).

Applications to the RAF Regular Forces in the 12 months to 31 December 2021 were 26,626, a decrease of 32.3 per cent compared to the 12 months to 31 December 2020 (39,351). Over the same period, applications to the Volunteer Reserves have decreased by 28.9 per cent, from 5,007 in the 12 months to 31 December 2020 to 3,561 in the 12 months to 31 December 2021.

Further Information

Rounding

Apart from the Applications section, all figures in this publication have been rounded to the nearest 10, though numbers ending in a “5” have been rounded to the nearest multiple of 20 to prevent the systematic bias caused by always rounding numbers upwards. For example; a value of “25” would be rounded down to “20” and a value of “15” would be rounded up to “20”.

Additionally, totals and sub-totals are rounded separately and so may not equal the sums of their rounded parts.

Percentages are calculated from unrounded data and presented to one decimal place. Due to percentages being rounded to one decimal place, sub-totals don’t always add up to 100%.

The MOD Disclosure Control and Rounding policy is published on GOV.UK and we have applied this policy to the statistics in the accompanying Excel tables. The policy is available here: <https://www.gov.uk/government/publications/defence-statistics-policies>.

Revisions

Corrections to the published statistics will be made if errors are found, or if figures change as a result of improvements to methodology or changes to definitions. When making corrections, we will follow the Ministry of Defence [Statistics Revisions and Corrections Policy](#). All corrected figures will be identified by the symbol “r”, and an explanation will be given of the reason for and size of the revision. Corrections which would have a significant impact on the utility of the statistics will be corrected as soon as possible, by reissuing the publication. Minor errors will also be corrected, but for efficient use of resource these corrections may be timed to coincide with the next release of this quarterly publication.

There has been a revision to the percentage of Trade Trained UK Regular Army as at 1 October 2021 due to an inputting error. This has affected table 10.

Further Information (cont.)

Symbols

	Discontinuity in time series
*	Not applicable
..	Not available
–	Zero
~	5 or fewer
p	Provisional
e	Estimate
r	Revised

Italic figures are used for percentages and other rates, except where otherwise indicated.

Contact Us

Analysis (Tri-Service) welcome feedback on our statistical products. If you have any comments or questions about this publication or about our statistics in general, you can contact us as follows:

Analysis (Tri-Service) Telephone: 0207 807 8896
Email: Analysis-Tri-Service@mod.gov.uk

If you require information which is not available within this or other available publications, you may wish to submit a Request for Information under the Freedom of Information Act 2000 to the Ministry of Defence. For more information, see:

<https://www.gov.uk/make-a-freedom-of-information-request/the-freedom-of-information-act>

Other contact points within the Ministry of Defence for statistics are:

Defence Expenditure Analysis	030 6793 4531	DefStrat-Econ-ESES-PQFOI@mod.gov.uk
Naval Service Workforce	023 9262 8738	Analysis-Navy@mod.gov.uk
Army Workforce	01264 886021	DefStrat-Stat-Army-Enquiries@mod.gov.uk
RAF Workforce	01494 496822	Analysis-Air@mod.uk
Tri-Service Workforce	020 7807 8896	Analysis-Tri-Service@mod.gov.uk
Civilian Workforce	020 7218 1359	DefStrat-Stat-Civ Enquiries@mod.gov.uk
Health Information	030 6798 4423	DefStrat-Stat-Health-PQ-FOI@mod.gov.uk

If you wish to correspond by mail, our postal address is:

Analysis (Tri-Service)
Ministry of Defence, Main Building
Floor 3 Zone M
Whitehall
London
SW1A 2HB

For general MOD enquiries, please call: 020 7218 9000