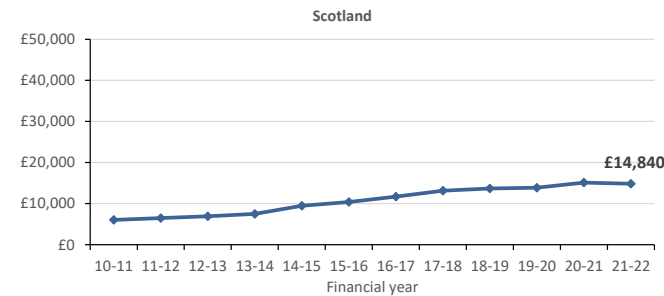
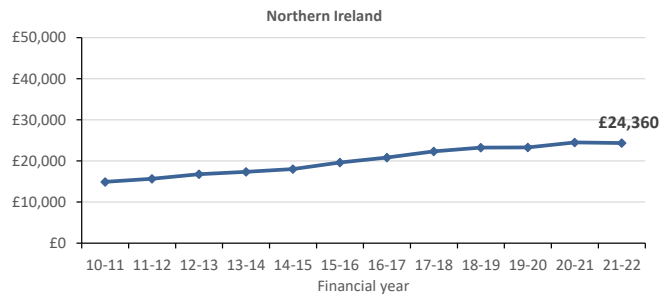
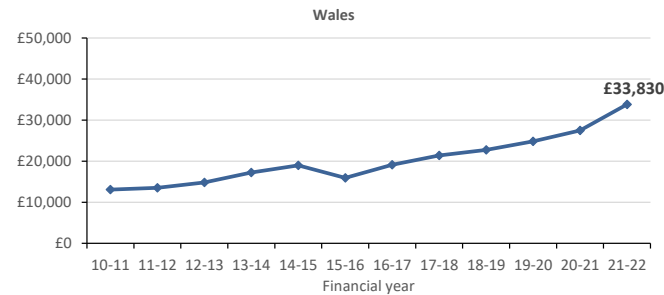
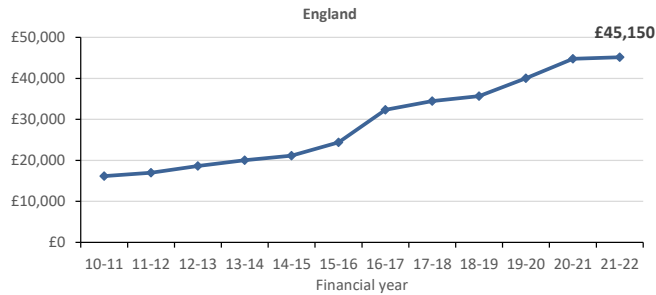


Student Loans Statistics:

Average loan balance on entry into repayment

By government administration that funded the loan

- There are differences between the government administrations in the amount of maintenance loan available which influences the total balance when graduating or otherwise leaving higher education. On top of the maintenance loan there is a significant difference in the fees charged and, hence, the fee loan added to the maintenance loan. For the Scotland government administration only those students studying elsewhere in the UK are charged fees.
- The average loan balance for the 2016 (FY 2015-16) repayment cohort on entry into repayment is artificially lowered for England and Wales because post-2012 entrants who withdrew from their course or were on short courses did not become liable to repay until April 2016. This means that the England and Wales 2016 cohorts include proportionately more borrowers with fewer loans than the previous cohorts. Both administrations introduced part time Tuition Fee Loans as well where the borrowers will have a lower balance. For England the average still increased compared to the previous cohort because it includes borrowers subject to fee loans of up to £9,250. In Wales the higher fee level is offset by a tuition fee grant so their average has gone down.
- Figures taken from Table 5A (iii) in the individual publications.



| Financial year | Average loan balance on entry into repayment | | | | | | | | | | | |
|------------------|--|----------|----------|----------|----------|----------|----------|----------|----------|----------|----------|----------|
| | 10-11 | 11-12 | 12-13 | 13-14 | 14-15 | 15-16 | 16-17 | 17-18 | 18-19 | 19-20 | 20-21 | 21-22 |
| England | £ 16,160 | £ 16,990 | £ 18,620 | £ 20,040 | £ 21,160 | £ 24,400 | £ 32,340 | £ 34,450 | £ 35,670 | £ 40,010 | £ 44,760 | £ 45,150 |
| Wales | £ 13,080 | £ 13,500 | £ 14,830 | £ 17,240 | £ 19,000 | £ 15,950 | £ 19,110 | £ 21,410 | £ 22,750 | £ 24,810 | £ 27,480 | £ 33,830 |
| Northern Ireland | £ 14,920 | £ 15,680 | £ 16,800 | £ 17,340 | £ 18,040 | £ 19,610 | £ 20,840 | £ 22,310 | £ 23,250 | £ 23,280 | £ 24,510 | £ 24,360 |
| Scotland | £ 6,030 | £ 6,500 | £ 6,920 | £ 7,490 | £ 9,470 | £ 10,400 | £ 11,690 | £ 13,170 | £ 13,670 | £ 13,890 | £ 15,110 | £ 14,840 |

Figures prior to 2013-14 are shown in earlier publications

Source: Student Loans Company