



Pubs Code
Adjudicator



CI Arb
evolving to resolve

Pubs Code Arbitration Quarterly Report

This report provides information for the period 1 January 2022 to 31 March 2022.

- This report is based on live arbitration data and is correct at the time it is captured for the purposes of publication
- A referral may include more than one dispute type and so total referrals by Pub-owning Business may not match totals by dispute type

Accepted Arbitration Referrals

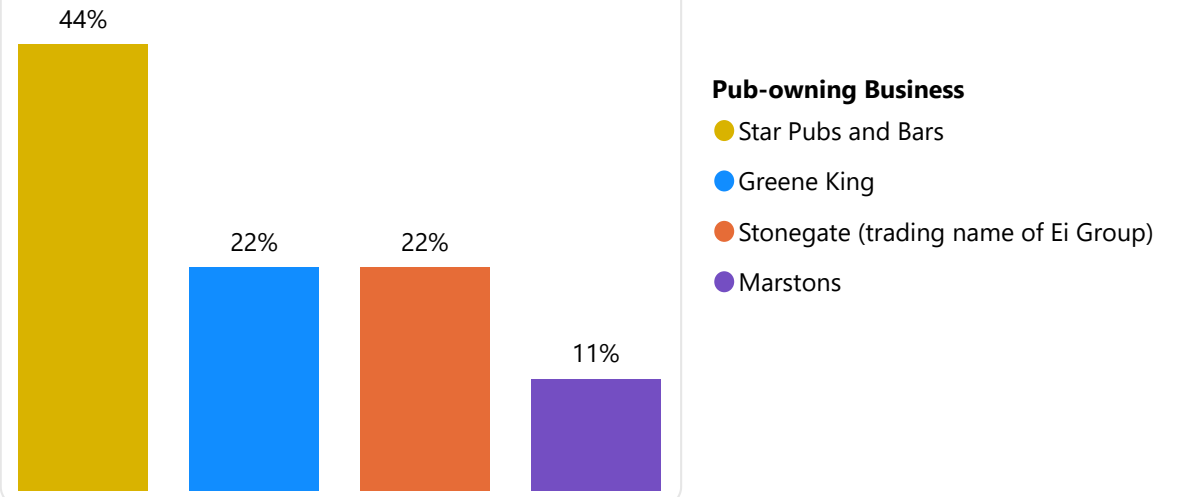
Cases accepted in the three-month period between 1 January 2022 and 31 March 2022.

This table shows the comparison to accepted cases in the previous three-month period (between 1 October 2021 and 31 December 2021) and the cumulative total for the year (beginning 1 April 2021 to 31 March 2022).

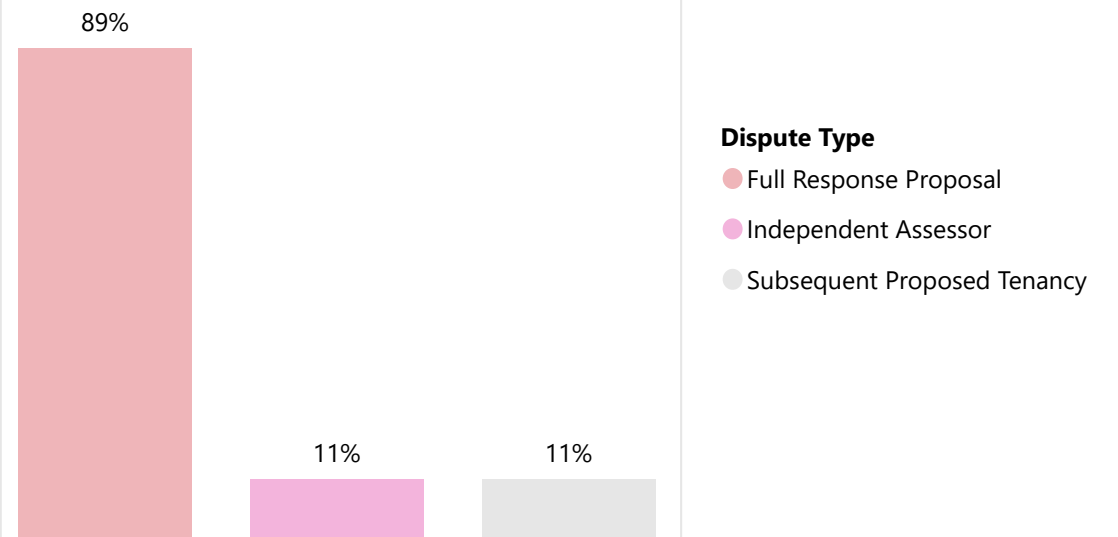
Accepted Referrals by Pub-owning Business and Dispute Type

Pub-owning Business and Dispute Type	This Quarter 01/01/2022 to 31/03/2022	Last Quarter 01/10/2021 to 31/12/2021	Variance to Last Quarter	Year to Date 01/04/2021 to 31/03/2022
Admiral Taverns		1	-1	2
Full Response Proposal		1	-1	2
Greene King	2		2	11
Full Response Proposal	2		2	10
Independent Assessor			0	1
Marstons	1		1	6
Business Development Managers			0	1
Detriment Due to using Code Rights			0	1
Full Response Proposal	1		1	5
Punch Pubs and Co		2	-2	7
Full Response Proposal		1	-1	5
Independent Assessor		1	-1	2
Star Pubs and Bars	4	3	1	23
Full Response Proposal	3	3	0	20
Independent Assessor	1		1	1
Rent Assessments			0	1
Short Agreements			0	1
Subsequent Proposed Tenancy	1		1	
Sustainable Business Plan			0	1
Stonegate (trading name of Ei Group)	2	7	-5	27
Business Development Managers			0	1
Detriment Due to using Code Rights			0	1
Full Response Proposal	2	6	-4	21
Independent Assessor		1	-1	1
Rent Assessments			0	2
Subsequent Proposed Tenancy			0	2
Total	9	13	-4	76

Accepted Referrals by Pub-owning Business for This Quarter 01/01/2022 to 31/03/2022



Accepted Referrals by Dispute Type for This Quarter 01/01/2022 to 31/03/2022



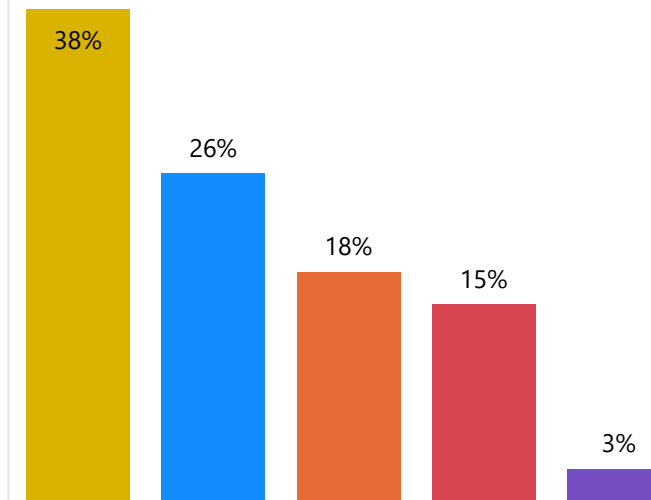
Open Arbitration Cases

Cases open as of 31 March 2022.

This table shows the comparison to open cases at the end of the previous three-month period (open cases as of 31 December 2021).

Pub-owning Business and Dispute Type	Open Cases on 31/03/2022	Open Cases on 31/12/2021	Variance to Last Quarter
Admiral Taverns		1	-1
Full Response Proposal		1	-1
Greene King	10	10	0
Full Response Proposal	10	10	0
Marstons	1	2	-1
Business Development Managers		1	-1
Detriment Due to using Code Rights		1	-1
Full Response Proposal	1	1	0
Punch Pubs and Co	6	5	1
Full Response Proposal	4	4	0
Independent Assessor	2	1	1
Star Pubs and Bars	15	24	-9
Full Response Proposal	13	20	-7
Independent Assessor	1	1	0
Rent Assessments	1	2	-1
Short Agreements		1	-1
Subsequent Proposed Tenancy	1	1	0
Sustainable Business Plan		1	-1
Stonegate (trading name of Ei Group)	7	17	-10
Business Development Managers		1	-1
Detriment Due to using Code Rights		1	-1
Full Response Proposal	6	13	-7
Independent Assessor	1	1	0
Rent Assessments		1	-1
Subsequent Proposed Tenancy		1	-1
Total	39	59	-20

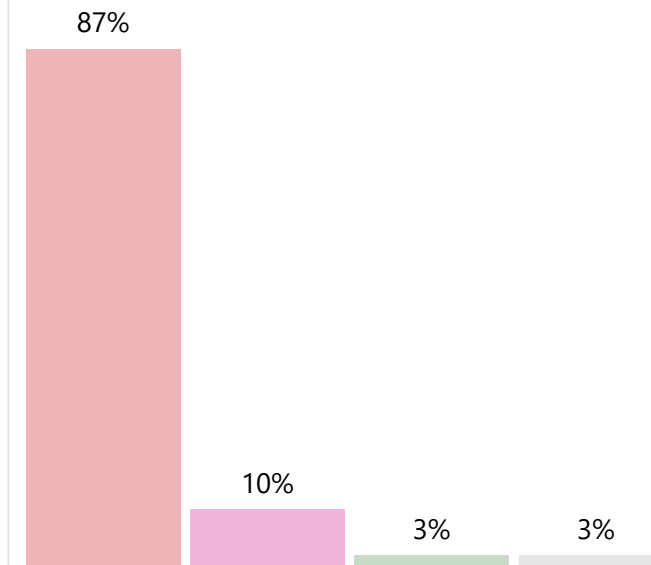
Open Cases by Pub-owning Business as of 31/03/2022



Pub-owning Business

- Star Pubs and Bars
- Greene King
- Stonegate (trading name of Ei Group)
- Punch Pubs and Co
- Marstons

Open Cases by Dispute Type as of 31/03/2022



Dispute Type

- Full Response Proposal
- Independent Assessor
- Rent Assessments
- Subsequent Proposed Tenancy

Closed Arbitration Cases

Cases closed in the three-month period between 1 January 2022 and 31 March 2022.



These tables show the comparison to closed cases in the previous three-month period (between 1 October 2021 and 31 December 2021) and the cumulative total for the year (beginning 1 April 2021 to 31 March 2022).

Admiral Taverns

Outcome and Dispute Type	This Quarter 01/01/2022 to 31/03/2022	Last Quarter 01/10/2021 to 31/12/2021	Variance to Last Quarter	Year to Date 01/04/2021 to 31/03/2022
<input type="checkbox"/> Claim Withdrawn			0	1
Full Response Proposal			0	1
<input type="checkbox"/> Parties Agreed (MRO) - MRO Tenancy	1		1	1
Full Response Proposal	1		1	1
Total	1		1	2

Greene King

Outcome and Dispute Type	This Quarter 01/01/2022 to 31/03/2022	Last Quarter 01/10/2021 to 31/12/2021	Variance to Last Quarter	Year to Date 01/04/2021 to 31/03/2022
<input type="checkbox"/> Claim Withdrawn			0	1
Independent Assessor			0	1
<input type="checkbox"/> Final Award on Substantive Issues		1	-1	1
Full Response Proposal		1	-1	1
<input type="checkbox"/> Lease Assigned or Forfeited or Surrendered or Expired	1		1	
Full Response Proposal	1		1	
<input type="checkbox"/> Other - Self-Referral (Under Covid-19 Declaration)			0	1
Full Response Proposal			0	1
<input type="checkbox"/> Parties Agreed (MRO) - MRO Tenancy	4		4	3
Full Response Proposal	4		4	3
<input type="checkbox"/> Parties Agreed (MRO) - Other - IA Second Determination			0	1
Independent Assessor			0	1
Total	5	1	4	7

Closed Arbitration Cases

Cases closed in the three-month period between 1 January 2022 and 31 March 2022.



These tables show the comparison to closed cases in the previous three-month period (between 1 October 2021 and 31 December 2021) and the cumulative total for the year (beginning 1 April 2021 to 31 March 2022).

Marstons

Outcome and Dispute Type	This Quarter 01/01/2022 to 31/03/2022	Last Quarter 01/10/2021 to 31/12/2021	Variance to Last Quarter	Year to Date 01/04/2021 to 31/03/2022
<input type="checkbox"/> Claim Withdrawn	1		1	1
Full Response Proposal	1		1	1
<input type="checkbox"/> Final Award on Substantive Issues	1		1	1
Business Development Managers	1		1	
Detriment Due to using Code Rights	1		1	
Independent Assessor			0	1
<input type="checkbox"/> Parties Agreed (MRO) - MRO Tenancy	1	1	0	2
Full Response Proposal	1	1	0	2
<input type="checkbox"/> Parties Agreed (MRO) – No information provided		1	-1	1
Full Response Proposal		1	-1	1
Total	3	2	1	5

Punch Pubs and Co

Outcome and Dispute Type	This Quarter 01/01/2022 to 31/03/2022	Last Quarter 01/10/2021 to 31/12/2021	Variance to Last Quarter	Year to Date 01/04/2021 to 31/03/2022
<input type="checkbox"/> Claim Withdrawn		1	-1	2
Full Response Proposal		1	-1	2
<input type="checkbox"/> Final Award on Substantive Issues		1	-1	4
Business Development Managers			0	2
Independent Assessor		1	-1	2
New tenant information			0	1
Rent Assessments			0	1
<input type="checkbox"/> Lease Assigned or Forfeited or Surrendered or Expired		1	-1	1
Business Development Managers		1	-1	1
New tenant information		1	-1	1
Sustainable Business Plan		1	-1	1
<input type="checkbox"/> Parties Agreed (MRO) - MRO Tenancy		1	-1	2
Full Response Proposal		1	-1	1
Subsequent Proposed Tenancy			0	1
<input type="checkbox"/> Parties Agreed (MRO) - New Tied Tenancy	1		1	1
Full Response Proposal	1		1	1
Total	1	4	-3	10

Closed Arbitration Cases

Cases closed in the three-month period between 1 January 2022 and 31 March 2022.



These tables show the comparison to closed cases in the previous three-month period (between 1 October 2021 and 31 December 2021) and the cumulative total for the year (beginning 1 April 2021 to 31 March 2022).

Star Pubs and Bars

Outcome and Dispute Type	This Quarter 01/01/2022 to 31/03/2022	Last Quarter 01/10/2021 to 31/12/2021	Variance to Last Quarter	Year to Date 01/04/2021 to 31/03/2022
<input type="checkbox"/> Claim Withdrawn	1	4	-3	8
Business Development Managers			0	1
Full Response Proposal	1	4	-3	7
<input type="checkbox"/> Final Award on Substantive Issues		2	-2	4
Business Development Managers			0	1
Full Response Proposal		1	-1	1
Gaming Machines			0	1
Independent Assessor		1	-1	1
Rent Assessments			0	2
<input type="checkbox"/> Lease Assigned or Forfeited or Surrendered or Expired			0	1
Full Response Proposal			0	1
<input type="checkbox"/> Other - Case consolidated		1	-1	1
Full Response Proposal		1	-1	1
<input type="checkbox"/> Other - Self-Referral (Under Covid-19 Declaration)			0	1
Full Response Proposal			0	1
<input type="checkbox"/> Parties Agreed – Non-MRO Dispute	2		2	3
Business Development Managers			0	3
Rent Assessments	1		1	2
Short Agreements	1		1	
Sustainable Business Plan	1		1	
<input type="checkbox"/> Parties Agreed (MRO) - MRO Tenancy	2	1	1	4
Full Response Proposal	2	1	1	4
<input type="checkbox"/> Parties Agreed (MRO) - New Tied Tenancy	1		1	
Full Response Proposal	1		1	
<input type="checkbox"/> Parties Agreed (MRO) – No information provided	2	1	1	4
Full Response Proposal	2	1	1	4
Total	8	9	-1	26

Stonegate (trading name of Ei Group)

Outcome and Dispute Type	This Quarter 01/01/2022 to 31/03/2022	Last Quarter 01/10/2021 to 31/12/2021	Variance to Last Quarter	Year to Date 01/04/2021 to 31/03/2022
<input type="checkbox"/> Claim Withdrawn	2	1	1	7
Full Response Proposal	2	1	1	6
Subsequent Proposed Tenancy			0	1
<input type="checkbox"/> Final Award on Substantive Issues	1	2	-1	4
Business Development Managers	1	1	0	2
Full Response Proposal		1	-1	2
Rent Assessments	1	2	-1	3
<input type="checkbox"/> Lease Assigned or Forfeited or Surrendered or Expired	3		3	2
Business Development Managers	3		3	2
Detriment Due to using Code Rights	1		1	
Rent Assessments	2		2	2
<input type="checkbox"/> Other - Case consolidated		1	-1	1
Full Response Proposal		1	-1	1
<input type="checkbox"/> Other - Self-Referral (Under Covid-19 Declaration)			0	12
Full Response Proposal			0	12
<input type="checkbox"/> Parties Agreed (MRO) - MRO Tenancy	7	3	4	13
Full Response Proposal	6	3	3	13
Subsequent Proposed Tenancy	1		1	
<input type="checkbox"/> Parties Agreed (MRO) - New Tied Tenancy			0	2
Full Response Proposal			0	2
<input type="checkbox"/> Parties Agreed (MRO) - Varied Tied Tenancy	1		1	1
Full Response Proposal	1		1	1
Total	14	7	7	42

Closed Arbitration Cases

Cases closed in the three-month period between 1 January 2022 and 31 March 2022.

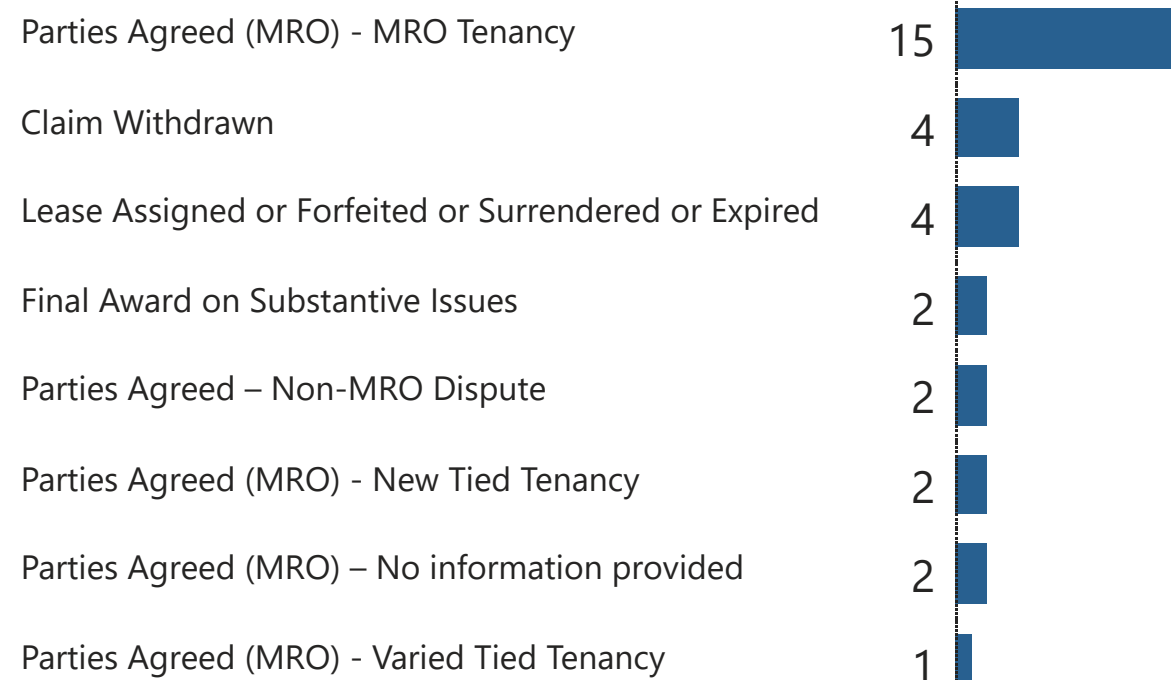


These tables show the comparison to closed cases in the previous three-month period (between 1 October 2021 and 31 December 2021) and the cumulative total for the year (beginning 1 April 2021 to 31 March 2022).

All Pub-owning Businesses'

Outcome and Dispute Type	This Quarter 01/01/2022 to 31/03/2022	Last Quarter 01/10/2021 to 31/12/2021	Variance to Last Quarter	Year to Date 01/04/2021 to 31/03/2022
Claim Withdrawn	4	6	-2	20
Business Development Managers			0	1
Full Response Proposal	4	6	-2	17
Independent Assessor			0	1
Subsequent Proposed Tenancy			0	1
Final Award on Substantive Issues	2	6	-4	14
Business Development Managers	2	1	1	5
Detriment Due to using Code Rights	1		1	
Full Response Proposal		3	-3	4
Gaming Machines			0	1
Independent Assessor		2	-2	4
New tenant information			0	1
Rent Assessments	1	2	-1	6
Lease Assigned or Forfeited or Surrendered or Expired	4	1	3	4
Business Development Managers	3	1	2	3
Detriment Due to using Code Rights	1		1	
Full Response Proposal	1		1	1
New tenant information		1	-1	1
Rent Assessments	2		2	2
Sustainable Business Plan		1	-1	1
Other - Case consolidated		2	-2	2
Full Response Proposal		2	-2	2
Other - Self-Referral (Under Covid-19 Declaration)			0	14
Full Response Proposal			0	14
Parties Agreed – Non-MRO Dispute	2		2	3
Business Development Managers			0	3
Rent Assessments	1		1	2
Short Agreements	1		1	
Sustainable Business Plan	1		1	
Parties Agreed (MRO) - MRO Tenancy	15	6	9	25
Full Response Proposal	14	6	8	24
Subsequent Proposed Tenancy	1		1	1
Parties Agreed (MRO) - New Tied Tenancy	2		2	3
Full Response Proposal	2		2	3
Parties Agreed (MRO) – No information provided	2	2	0	5
Full Response Proposal	2	2	0	5
Parties Agreed (MRO) - Other - IA Second Determination			0	1
Independent Assessor			0	1
Parties Agreed (MRO) - Varied Tied Tenancy	1		1	1
Full Response Proposal	1		1	1
Total	32	23	9	92

Closed Cases by Outcome for This Quarter 01/01/2022 to 31/03/2022



Duration (minus stay periods agreed by parties) Cases Closed This Quarter 01/01/2022 to 31/03/2022

Duration (minus stay periods agreed by parties)	Cases Closed This Quarter 01/01/2022 to 31/03/2022
Less than 3 months	4
3-6 months	16
6-9 months	5
1 year +	7
Total	32

Closed Cases by Duration (minus stay periods agreed by parties) for This Quarter 01/01/2022 to 31/03/2022

