



Department for Levelling Up,  
Housing & Communities

## Statutory Homelessness

October to December (Q4) 2021: England

Technical Notes



© Crown copyright, 2022

*Copyright in the typographical arrangement rests with the Crown.*

You may re-use this information (not including logos) free of charge in any format or medium, under the terms of the Open Government Licence. To view this licence visit <http://www.nationalarchives.gov.uk/doc/open-government-licence/version/3/>

This document/publication is also available on our website at <http://www.gov.uk/dluhc>

If you have any enquiries regarding this document/publication, email [correspondence@levellingup.gov.uk](mailto:correspondence@levellingup.gov.uk) or write to us at:

Department for Levelling Up, Housing and Communities

Fry Building  
2 Marsham Street  
London  
SW1P 4DF  
Telephone: 030 3444 0000

For all our latest news and updates follow us on Twitter: <https://twitter.com/luhc>

April 2022

# Contents

<b>Data collection</b>	<b>4</b>
<b>Data quality</b>	<b>6</b>
<b>Data limitations</b>	<b>10</b>
Imputation & weighting	12
<b>Definitions</b>	<b>14</b>
<b>Revisions policy</b>	<b>19</b>
Scheduled revisions	19
Non-Scheduled Revisions	19
<b>Other information</b>	<b>20</b>
Comparability between the H-CLIC case level collection and the old P1E summary return	20
Uses of the data	22
Related Statistics	23
Devolved administration statistics	24
User engagement	25
Pre-release access	26

# Data collection

Local housing authorities report their homelessness activities under Part 7 of the Housing Act 1996 to DLUHC by completing the quarterly H-CLIC statistical return. H-CLIC is an upload of all cases about statutory homelessness and the authority's activities within the legislative framework. In earlier quarters, data in the temporary accommodation and main duty sections was also supplemented by additional data provided through the old P1E form, where accurate data through H-CLIC was not available.

1. Rates per 1,000 households have been calculated using the 2018-based household projections for 2021 produced by the Office for National Statistics. These were published on 29 June 2020 and are available at Table 406 at the following link: <https://www.ons.gov.uk/peoplepopulationandcommunity/populationandmigration/populationprojections/datasets/householdprojectionsforengland>
2. National and regional figures in the text and accompanying tables are presented rounded to the nearest 10 households or applicants. Local authority figures provided in the accompanying [Live tables](#) are unrounded. Local authority to regional and regional to national sum totals may not match due to rounding.
3. In tables containing information that is considered sensitive, breakdowns have been suppressed at local authority, regional or national level to protect the identity of individuals. Suppressed data is clearly marked in the live tables and may mean the sum of local authority data provides a lower figure than the regional or national rounded totals.
4. Up to January to March 2020, missing or incomplete local authority data had been imputed and included in national and regional totals. Imputation replaced missing data with an estimated value based on additional information; where local authorities have failed to provide an accurate total, imputation is based on the quarter-on-quarter change observed in groups of local authorities. The groups aimed to provide the best estimate for trends by comparing local authorities with similar characteristics, whilst keeping the groups large enough to not be influenced by large unusual changes reported by one authority within a group. From July to September 2019, all LAs with missing data had provided data for at least one previous quarter, and so all missing values can be imputed.

The three groups we used to impute are: London Boroughs; Unitaries combined with Metropolitan Districts; and Shire Districts. Where local authorities have provided a missing or incomplete breakdown, local authorities' previously submitted data is used to estimate the values using a multiplier based on previous proportional

representation within a group.

Starting in April to June 2020, we have used a new case-level weighting method to estimate levels of missing data.

Similar to the earlier imputation method, the weighting process estimates the amount of missing data by observing the quarter-on-quarter change in groups of local authorities. Instead of imputations being calculated and applied to each table at the summary level, the weights are calculated and applied at the household-level within the H-CLIC dataset. This means households have differing influence on the weighted national and regional totals depending on the amount of data estimated to be missing from their weighting group.

Weighting groups are defined across three dimensions to make sure the estimates for missing cases are produced by weighting similar types of household:

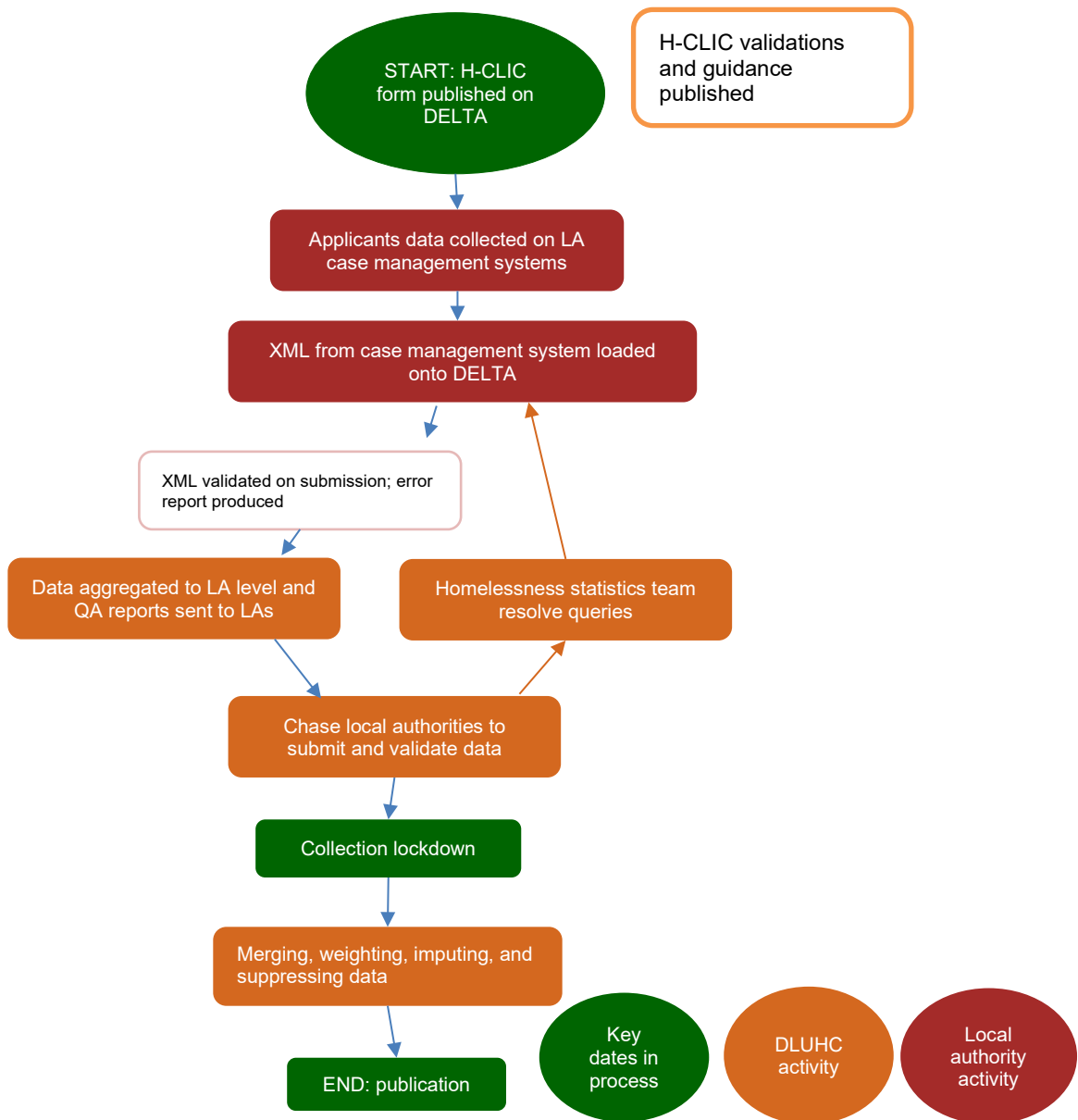
- **Household type:** cases in the H-CLIC dataset are grouped by households with children and those without children, due to the different circumstances these two types broadly tend to approach from.
- **Duty context:** in the assessments data households are classified by initial duty owed (i.e. prevention / relief / no duty), while the outcomes data is split by households whose prevention or relief duty had ended during the quarter. In the main duty data, households are classified by whether they are owed a main duty, and main duty outcomes data is classified by successful outcomes and other outcomes
- **Temporary Accommodation:** in the temporary accommodation, households are classified by type of temporary accommodation they are in.
- **Regional / LA area classification:** cases are also defined by the type of local authority in which they are situated. These local authority groupings are based on the [2011 area classification](#) published by the ONS which takes into account their demographic and economic characteristics. The classifications are not regionally distinct so we have further split and consolidated the original ONS groups into regional supergroups. This ensures that a) weighted cases can only influence the totals for their own region, and b) each weighting group contains enough local authorities to provide non-extreme weights even when multiple authorities from a single group failed to provide data in a quarter.

These controls in the weighting calculation mean that, for example, an urban local authority in the North West which normally reports many homeless single households (but failed to submit this quarter) would result in weights that specifically correct the shortfall in homeless single households, using data provided by other urban local authorities in the North West.

# Data quality

All H-CLIC returns submitted by local housing authorities undergo thorough validation and cross-checking and late returns are chased to ensure overall response is as complete and accurate as possible. Local authorities are given a minimum of six weeks to submit accurate data and reminded when they fail to submit. Any missing returns after this period are omitted or imputed in the release. These are referenced in the main release and associated live tables. Details of coverage, including imputations, by section of the release are in the Coverage section in the main statistical release.

The diagram below shows the data collection and submission process, QA checks and feedback between local authorities and DLUHC during the process.



Case data is reported by local authorities onto the DELTA data collection platform. On upload a case level error report is instantly available to authorities by case ID. This allows local authorities to fix any case issues in their own systems. During the collection period and following the deadline, a summary level data QA report is made available on DELTA to the local authorities. This report contains some of the metrics we plan to publish in the release. Any inconsistencies with the previous quarter or anomalous use of certain fields are flagged in these reports and local authorities can mark metrics as approved or not approved for publication. Local authorities fix their data and/or report any system issues to their software suppliers. A new updated summary return is available each week, if authorities update their submission.

After the local authority returns phase is complete DLUHC collate the information and perform final QA, where any unexplained unusual local authority level changes are further chased with the authority. Moving quality assurance reports onto DELTA has created some improvements. LAs can now approve or not approve summary totals individually, and provide comment on each large change, to give more granular detail and context to figures. Response rate for QA reports has also increased substantially, with almost 90% of Local Authorities using the QA report for their October to December 2021 submission.

Any issues raised by local authorities are logged throughout the process. Where system based issues are identified these are then raised with the software supplier. Conversations with suppliers then lead to improvements in guidance, a correction to DLUHC collection or the software supplier reporting systems or a combination of all of these to resolve the issue.

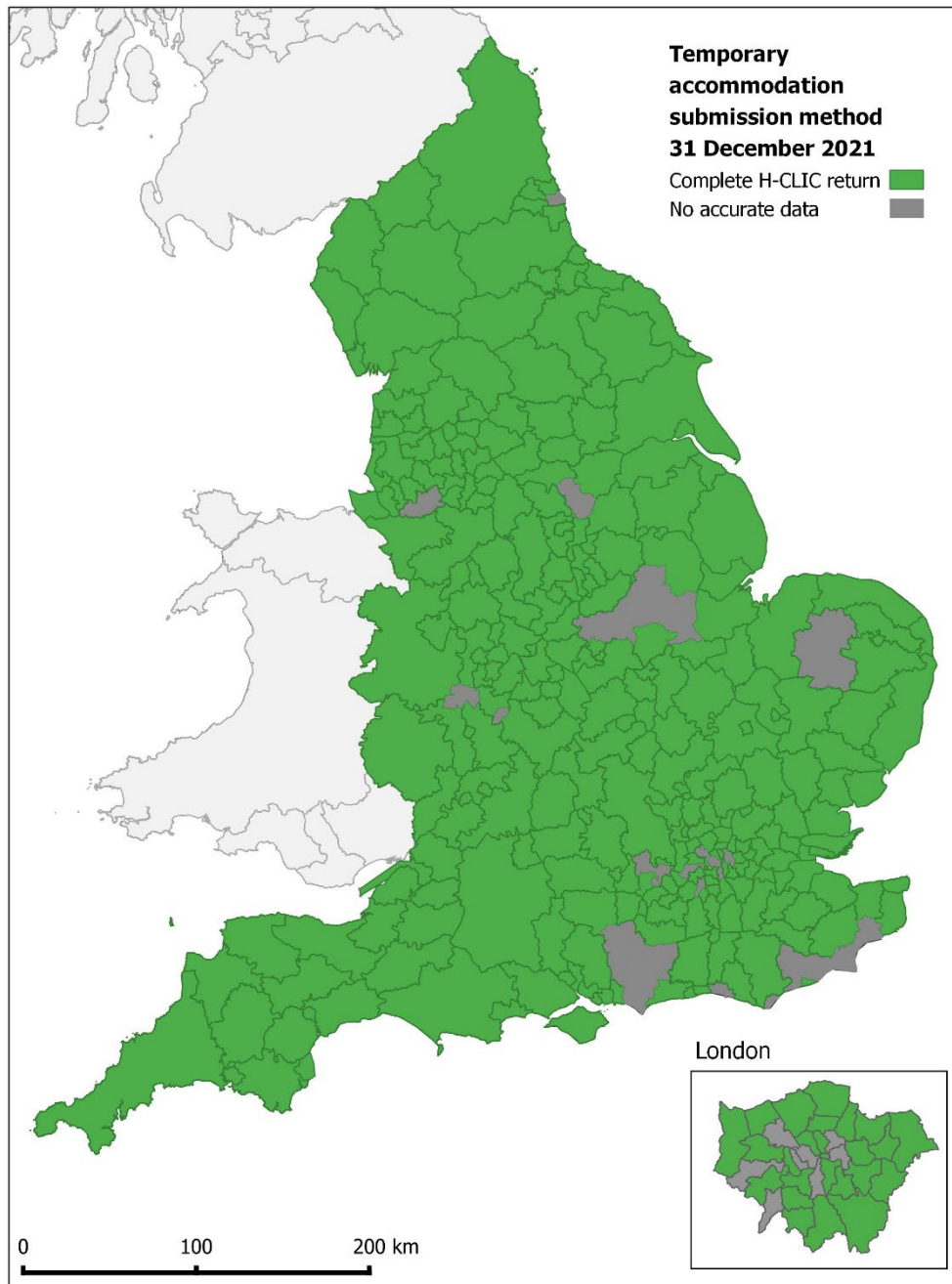
Before April 2021, local authorities were able to opt to provide temporary accommodation (TA) through P1E as well as H-CLIC. Main duty data could also be provided via P1E or H-CLIC in all quarters except the April to June 2019 release. Local authorities provided this information using P1E, H-CLIC or both. This flexibility was provided to ensure the best data quality was achieved during the transition. Additional steps were taken for these authorities to ensure no duplication or omission of data occurred. The P1E form was discontinued from the April to June 2021 collection.

The proportion of local authorities providing case-level temporary accommodation data through H-CLIC has risen from 23% in the first quarter to 93% in the latest collection. This is largely due to fewer local authorities being unable to report legacy (pre-HRA) cases in temporary accommodation. Pre-HRA cases are typically stored on a separate software system that cannot export data in H-CLIC format.

We are working with these authorities to overcome the technical difficulties in moving temporary accommodation reporting to an accurate, case-level data return on H-CLIC. This is being achieved through the central and local government information partnership group

for housing, where local authorities have the opportunity to feedback on any issues and developments.

**A map showing temporary accommodation submission methods in England.<sup>1</sup>**



Produced by Homelessness Statistics Team, DLUHC  
(c) Crown copyright and database rights 2022 Ordnance Survey

Data sources: OS boundary line,  
Local authority HCLIC returns

<sup>1</sup> This refers to submissions deemed accurate by DLUHC.



## QA principles, standards and checks applied by data suppliers

Most software suppliers have incorporated the H-CLIC reporting requirement into their case management systems. Software suppliers and local authorities were invited to test their XML extracts during May to June 2018. H-CLIC is an XML data submission, uploaded to DLUHC's DELTA<sup>2</sup> data collection system. The DELTA system checks the format of H-CLIC files, and the fields in each case are checked using schema validation tool. The schema checks are XPath coded scripts that test the validity of the data structure. Once the data has been uploaded onto DELTA the values submitted in each case are checked for consistency. Any omitted fields or inconsistent reporting variables are validated using a validation report that is shared immediately with the authority on the DELTA website. Local authorities reporting this data are required to check and correct the inconsistencies. DLUHC welcome feedback on any issues resulting from these and work with authorities to continually improve the process.

Additionally, there are number of local authorities who have not adopted a H-CLIC compatible reporting requirement, who manually fill out case level form and their data is less reliable. We are working with those affected to adopt systems in the future. Data for these LAs is more likely to be omitted from the published data.

## Producer's QA investigations and documentation

Case level validations in DELTA are explained with information flags marked against the reportable fields and text validation messages that help local authorities identify the cause of their mistake. Where a combination of errors are flagged DLUHC have produced a validations glossary that helps local authorities understand and correct these errors.

Many software suppliers have incorporated DLUHC's schematron, a validation script run against the xml file, into local authority systems to enable local authorities to identify and fix errors at the point of collection. This allows the administrative officers who collect the information to resolve any issues at the source.

After local authorities complete their H-CLIC submission on DELTA, DLUHC make quality assurance reports available on DELTA. The reports show summary headline figures for the current quarter's data, along with the previous quarter and the same quarter the previous year. They check for any significant changes against similar fields collected in the previous quarter and highlight any possible issues. These quality assurance reports aggregate activity totals for the homelessness duties owed, outcomes, temporary accommodation and several other breakdowns. Local authorities are asked to check these quality reports against

---

<sup>2</sup> <https://delta.communities.gov.uk/login>

their internal reports to confirm if the data is correct. Any large absolute or proportional changes or data artefacts are flagged to authorities with an expectation that these issues would be explained or case data revised to correct for known mistakes.

During the quality assurance process a number of authorities raise concerns with their submission. DLUHC's homelessness statistics team work with these authorities and their software suppliers to resolve any incorrectly formatted data, data omissions or misunderstanding of the data requirement. Lessons have been learned throughout the process and guidance documentation, new documentation and test sites are all made available to continually improve the quality of all local authority submissions. This quality assurance process has significantly improved the data in this release.

Moving quality assurance reports onto DELTA has created some improvements. LAs can now approve or not approve summary totals individually, and provide comment on each large change, to give more granular detail and context to figures. Response rate for QA reports has also increased substantially, with almost 90% of Local Authorities using the QA report for their October to December 2021 submission.

## Data limitations

Detailed information on the data coverage and limitation per H-CLIC section can be found on the front page of each of the [Live tables](#).

### **Time series**

As discussed in the comparability section of the release, time series may show trends in the data which are either not directly comparable, or due to data quality improvements.

### **Main duty comparisons before and after the HRA 2017**

Although the definition of main duty is similar both pre- and post-HRA, any inferences about trends in main duty acceptances should be made with caution. This is due to changes under the HRA in April 2018 that introduced a minimum 56 day relief duty period for all households irrespective of priority need. In addition households only threatened with homelessness are no longer owed a main duty. This meant that from April 2018, no new case main duty assessments could take place for at least 56 days. It is advised that no strong conclusions are drawn from 2018-19 data due to the minimum 56 day lag in main duty assessments following the introduction of the HRA.

We recommend using 2019-20 main duty acceptance data to compare to 2017-18 or earlier. The fall in main duty acceptances following the introduction of the HRA was expected as priority need households could be helped out of homelessness under a prevention or relief duty. Main duty comparisons will reflect whether the prevention and relief duties are working

to effectively prevent and relieve homelessness for households with priority need.

### **Initial assessments**

Initial assessments include information on the new prevention and relief duties as assessed at the point of application. Applicants who were assessed as being owed a prevention duty at their initial assessment and were subsequently owed a relief duty are only reported as owed a prevention duty in the initial assessment section.

As local authorities adjusted to the new system of collecting data in 2018-19, figures may have been misreported. For example, some local authorities have previously reported a large proportion of the 'not threatened with homelessness' cases, incorrectly logging 'advice only' cases that were never formally issued a homeless decision under this category. These authorities have worked to correct these mistakes, and data in recent and future quarters may show a decrease in these categories due to improvements in data quality.

Some local authorities may be reporting upstream preventions as prevention duties lasting only one day, which may represent some over-reporting of prevention duties.

### **Prevention and relief**

Feedback from local authorities who provided data suggest that prevention and relief activities may have been underreported in April to June 2018, caused by issues with their new software extracting and uploading such data. Many local authorities and software suppliers have since corrected these issues. Therefore, some of the trends from 2018-19 may be an effect of data improvement.

As local authorities have adjusted to the HRA, DLUHC's Homelessness Advisory and Support Team have been using the H-CLIC data to identify how local authorities have adopted this legislation, checking fields are being applied correctly where certain categories are higher than expected – refusal to cooperate and prevention duty ends after 56 days and no further action. Further improvements to figures are expected in future quarters.

### **Main duty**

Main duty figures are the most volatile duty figures reported, and are revised in subsequent quarters. For example, April to June 2021 main duty acceptance figures in this revised release are 3.5% higher than in the original release, and main duties ended are 1.4% higher.

It should be noted that many main duty outcomes and a small number of main duty decisions refer to legacy cases – households whose duty began prior to the introduction of the HRA, and therefore did not receive prevention or relief duties. Reviews, reapplication duties, and reassessments, as well as the end of duties, are still occurring for these households.

## Temporary accommodation

As part of the initial consultation to move from a P1E summary return to H-CLIC case level submissions local authorities identified a potential issue linking their homeless cases to the associated temporary accommodation placements. To assist local authorities, a transition period was offered where local authorities could separately report temporary accommodation data through the old P1E return as an alternative or addition to H-CLIC. It was up to local authorities to choose the most suitable option. Those local authorities who procured a new software system typically reported via both returns. Whilst those who updated existing software tended to return P1E or H-CLIC. The transition period ended in April 2021, and the P1E was discontinued from the April to June 2021 collection.

All submissions are reviewed, and where large changes have occurred between quarters local authorities were approached for an explanation. If no explanation of the change could be provided this data was rejected and imputed figures were used instead for the England total. These local authorities can be identified in the live tables because they are highlighted yellow and their imputed figures are not published – to ensure these are not misused.

As part of the QA process local authorities were asked to verify their households in temporary accommodation. There were a number of inconsistencies identified in the way local authorities reported these. Some local authorities omitted anyone in temporary accommodation whose main duty had been discharged and other local authorities did not, and the method varies by local authority.

## Imputation & weighting

Missing values are imputed to ensure national and regional headline figures are representative. Since July to September 2019, all local authorities with missing data have provided data for at least one previous quarter, and missing values can therefore be estimated via imputation to include in headline totals. Prior to July to September 2019, where authorities had failed to submit any H-CLIC data for the Act since April 2018, imputation was not possible and these authorities were excluded from previous totals. This means the national totals published for the first year were initially an underestimate.

From the January to March 2020 release we have applied reverse imputation, using the same method as outlined in the Data Collection section but in reverse, for those local authorities that failed to submit H-CLIC data prior to July to September 2019. This means that national headline figures have been updated and are now more representative. Figures for July to September 2019 and October to December 2019 have also been re-imputed to correct for any trends caused by those local authorities that previously could not be imputed. These revised figures are available in the time series tables within the Statutory Homelessness [Live tables](#). Figures previously published in the Detailed Local Authority

tables remain unchanged.

For households in temporary accommodation, missing values were reduced by allowing local authorities to complete a P1E as well as the H-CLIC return for those authorities who have a plan to move systems. We also allowed main duty data to be submitted via P1E or H-CLIC in all quarters except the April to June 2019 data collection. From April 2021, all local authorities are expected to provide data via H-CLIC as the P1E was discontinued.

The response rate for the latest quarter was 294 out of 309 local authorities (95.1% response rate).

**Initial assessment:**

18 local authorities were unable to provide initial assessment information. National and regional totals were weighted based on previous trends for these missing authorities: Breckland, Charnwood, Chichester, Dudley, East Hampshire, Eastbourne, Folkstone & Hythe, Halton, Hounslow, Lewes, Melton, Redditch, Rother, Rotherham, South Tyneside, Tower Hamlets, Windsor and Maidenhead, and Wyre Forest who did not provide accurate data this quarter but have provided figures in previous quarters. They are highlighted and referenced in the live tables. Comparisons with previous numbers of initial duties accepted indicate that the impact of this is small. There may be seasonal trends in this data, which is not currently adjusted.

**Prevention and relief outcomes:**

Several local authorities have reported issues collecting or reporting accurately on prevention and relief duty outcomes. 16 out of 309 local authorities did not provide this information, and therefore the corresponding regional totals were weighted. The missing authorities were: Breckland, Charnwood, Chichester, East Hampshire, Folkestone & Hythe, Halton, Hounslow, Melton, Redditch, Rother, Rotherham, South Kesteven, South Tyneside, Tower Hamlets, Windsor & Maidenhead, and Wyre Forest who did not provide duty end data this quarter but have provided figures in previous quarters. This means the overall England total and trends throughout the year should be used with caution.

**Main duty:**

Several local authorities have reported issues collecting or reporting accurately on main duty decisions. Users of one of the main software systems have previously informed us that this information is not always extracted for a case and has resulted in some underreporting or missing information. 15 out of 309 local authorities either provided inaccurate data or did not provide this information. The authorities whose figures were estimated were: Breckland, Charnwood, Chichester, Folkestone & Hythe, Halton, Hounslow, Melton, Redditch, Rother, Rotherham, South Kesteven, South Tyneside, Tower Hamlets, Windsor & Maidenhead, and Wyre Forest. As local authorities resolve these issues, main duty decision totals for this year are likely to be revised in future publications.

Some local authorities have also struggled to provide accurate information on main duties ended. As with temporary accommodation this information mostly relates to cases assessed before the introduction of the 2017 HRA. 17 out of 309 local authorities did not provide this information. The local authorities whose figures were estimated were: Breckland, Charnwood, Chichester, East Riding of Yorkshire, Eastbourne, Halton, Hounslow, Kensington & Chelsea, Lewes, Lewisham, Redditch, Rother, Rotherham, South Kesteven,

Tower Hamlets, Westminster, and Windsor & Maidenhead who did not provide accurate data this quarter but have provided figures in previous quarters. However, other local authorities identified issues with underreporting. The England level figure is likely to be under reported so should be used with caution.

**Temporary accommodation:**

Complete temporary accommodation (TA) data was provided by 284 (91.9%) local authorities. 25 local authorities either provided no temporary accommodation figures or their figures were incomplete and could not be used. Figures for these households have been imputed. The authorities who did not provide this information were Breckland, Brent, Brighton and Hove, Charnwood, Chichester, East Hampshire, Eastbourne, Folkestone and Hythe, Hackney, Halton, Hounslow, Kensington & Chelsea, Kingston upon Thames, Lambeth, Melton, Redditch, Rother, Rotherham, South Kesteven, South Tyneside, Tower Hamlets, Warrington, Westminster, Windsor and Maidenhead, and Wyre Forest.

The Department for Levelling Up, Housing and Communities's statistical quality guidelines are published here:

<https://www.gov.uk/government/publications/statistical-notice-dluhc-quality-guidelines>.

## Definitions

This publication covers statutory homelessness, which is those people who are assessed by local authorities according to their legal duties. The Housing Act 1996 (as amended by the Homelessness Act 2002, Localism Act 2011 and the Homelessness Reduction Act 2017) determines the legal duties on local authorities towards homeless households and households threatened with homelessness.

The data in this release regards the Housing Act 1996 statutory homelessness duties, and therefore excludes anyone who has not approached their local authority for assistance who would otherwise be considered homeless. It will include some, but not all, households with a broad range of living circumstances including rough sleeping and staying temporarily with friends or family. It also excludes anyone who has approached their authority but whose threat of homelessness falls outside the legal 56-day prevention duty, who may have been offered some assistance.

**Prevention duty:** Local authorities may deliver their prevention duty through any activities aimed at preventing a household threatened with homelessness within 56 days from becoming homeless. This would involve activities to enable an applicant to remain in their current home or find alternative accommodation in order to prevent them from becoming homeless. The duty lasts for up to 56 days but may be extended if the local authority is continuing with efforts to prevent homelessness.

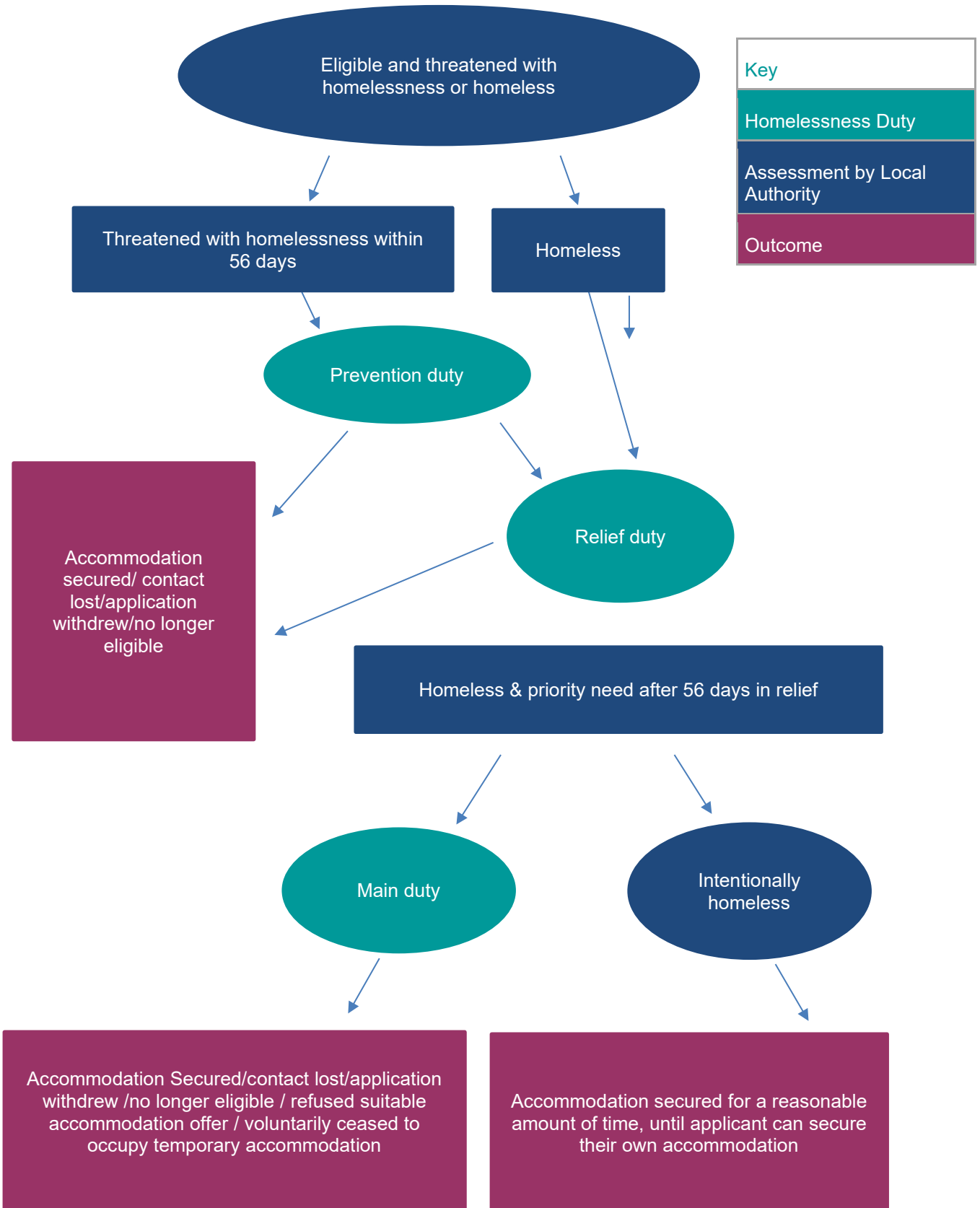
**Relief duty:** The relief duty is owed to households that are already homeless on approaching a local authority, and so require help to secure settled accommodation. The duty lasts 56 days and can only be extended by a local authority if the household is not owed the main homelessness duty.

**Main Duty:** The 'main' homelessness duty describes the duty a local authority has towards an applicant who is unintentionally homeless, eligible for assistance and has priority need. This definition is largely unchanged by the 2017 HRA. However, these households are now only owed a main duty if they did not secure accommodation in the prevention or relief stage, and so is not owed to those 'threatened with homelessness'. In addition a minimum of 56 days of assistance must have elapsed from a household approaching the local authority to being owed a main duty, and households who may previously have been accepted as owed a main duty may now have secured accommodation through prevention or relief duties.

Prevention and relief information collected by H-CLIC cover new legal duties introduced from the 3 April 2018, so these are **not comparable** to the activity information collected previously. The definition of main duty acceptances and temporary accommodation remain the same, however due to the new steps local authorities must take with households prior to a main duty, any inferences about trends in main duty acceptances before and after the HRA 2017 should be made with caution.

**Duty to Refer:** Since 1st October 2018, duty to refer has required specified public bodies to refer, with consent, users of their service who they think may be homeless or threatened with homelessness to a local housing authority of the individual's choice.

## Flow through the homelessness duties and outcomes





**Assured Shorthold Tenancy:** An Assured Shorthold Tenancy is a fixed term letting from a private rented landlord. Typical tenancies last 1 or 2 years.

**Eligible Households:** Eligible households are those that meet eligibility criteria, which broadly concern UK immigration status and whether the household is habitually resident in the UK. Eligibility is an extremely complex aspect of the legislation, and more information is available in Chapter 7 of the Homelessness Code of Guidance: <https://www.gov.uk/guidance/homelessness-code-of-guidance-for-local-authorities/chapter-7-eligibility-for-assistance>

**The Homelessness Reduction Act (HRA) 2017:** This act commenced on 3<sup>rd</sup> April 2018, and amended Part 7 of the Housing Act 1996 ("the 1996 Act"), and the Homelessness (Suitability of Accommodation) (England) Order 2012. It placed duties on local housing authorities to intervene at earlier stages to prevent homelessness and to take reasonable steps to help those who become homeless to secure accommodation. The HRA provisions require local housing authorities to provide homelessness advice services to all residents in their area and expands the categories of people who they have to help to find accommodation. A Code of Guidance on the homelessness legislation, updated to incorporate the requirements of the Homelessness Reduction Act 2017, is available at: <https://www.gov.uk/guidance/homelessness-code-of-guidance-for-local-authorities>.

**Intentionally homeless:** Households who have lost accommodation as a result of actions that they took or failed to take. This may include households who have given up suitable accommodation without good reason or have been evicted due to rent arrears or other breach of tenancy conditions.

**Threatened with homelessness:** Following the introduction of the HRA, an applicant is threatened with homelessness if it is likely they will become homeless within 56 days, or if they have been served with a valid Section 21 notice to end an Assured Shorthold Tenancy which expires within 56 days. Prior to the introduction of the HRA an applicant was accepted as owed duties if they were threatened with homelessness within 28 days.

**Hidden Homelessness:** Hidden homelessness includes people who live in overcrowded, insecure or uninhabitable conditions. Many people in this group do not present to the local authority for help and are sometimes unaware they would be considered statutory homeless. For this reason, the group are called hidden homeless with an unknown proportion appearing in Official Statistics. This makes quantifying the number of hidden homelessness difficult.

**Households for whom a duty is owed, but no accommodation has been secured:** These are households who have been accepted as being owed a homelessness accommodation duty and for whom arrangements have been made for them, with consent, to remain in their existing accommodation (or to make their own arrangements) for the immediate future. This was previously referred to as "Homeless at Home". Before the second quarter of 2005, figures were also collected on those potentially in this category but whose application was still under consideration pending a decision.

**Main homelessness duty acceptance:** A household who is accepted by the LA as eligible for assistance, unintentionally homeless and falling within a priority need group (as defined by homelessness legislation - see below) during the quarter are referred to as "main duty

acceptances". The main homelessness duty is to secure accommodation until such time as the duty ends, usually through an offer of settled accommodation.

**P1E:** P1E was a quarterly local authority return, used by DLUHC to report on statutory homelessness in England until March 2018. The purpose of the quarterly P1E forms was to collect summary data from English local housing authorities on their responsibilities under homelessness legislation. It also included a section on homelessness prevention and relief. Information from these returns has been published by the Department for Levelling Up, Housing and Communities in Statutory homelessness in England, a quarterly statistical release.

**Priority need:** The legislation provides that some categories of applicants have a priority need for accommodation if homeless, whereas others do not. Applicants who have priority need include households: with dependent children or a pregnant woman; homeless due to fire, flood or other emergency; who are particularly vulnerable due to ill health, disability, old age; having been in custody or care; or having become homeless due to violence or the threat of violence. A full explanation of priority need groups and assessments is contained in Chapter 8 of the Homelessness Code of Guidance.

**Rough sleeping:** People sleeping in the open air (such as on the streets, in tents, doorways, parks, bus shelters or encampments or other places not designed for habitation (such as stairwells, barns, sheds, car parks, cars, derelict boats, stations, or "bashes" which are makeshift shelters, often comprised of cardboard boxes). Rough sleepers in this publication may have slept rough one night or across several nights.

**Rough sleeping at the time of Local Authority Approach:** Rough sleepers are defined as those who were, in the judgement of the assessor, rough sleeping when they approached a local authority for help.

**History of Rough Sleeping:** This is a support need based on a history of sleeping rough and does not mean that the household was sleeping rough at the time of approach to the local authority

**Section 21 notice:** A section 21 notice is the form a landlord must give a tenant to start the process to end an assured shorthold tenancy. This is recorded alongside initial assessments

**Self-contained accommodation:** This includes all temporary accommodation where the household has sole use of kitchen and bathroom facilities, including property held by local housing authorities, registered social landlords and private sector landlords. A distinction is made between this type of accommodation and accommodation where such facilities are shared with other households (i.e. bed and breakfast, hostels and women's refuges).

**Single households:** A term used for households without children, which will include couples and households with two or more adults.

**Single adult households:** Single adult households are a subset of single households, where the household comprises just one individual adult.

**Temporary Accommodation:** Temporary Accommodation is the term used to describe accommodation secured by a local housing authority under their statutory homelessness

functions. The majority of households in temporary accommodation have been placed under the main homelessness duty, but temporary accommodation is also provided during the relief stage to households who the LA has reason to believe may have priority need, or on interim basis in other circumstances such as pending the outcome of a review on a homelessness decision.

## Revisions policy

This policy has been developed in accordance with the UK Statistics Authority's Code of Practice for Statistics and the Department for Levelling Up, Housing and Communities Revisions Policy and can be found at

<https://www.gov.uk/government/publications/statistical-notice-dluhc-revisions-policy>.

There are two types of revisions that the policy covers:

### Scheduled revisions

Data published for the latest quarter is provisional and subject to revision at the following quarter and at the end of the financial year as part of the annual publication. Local authorities may add new homelessness duty cases late, which are copied back to previous quarters where they should have been first reported, or revisions can be made to previous reported statistics if data submissions are deemed later on to be accurate or inaccurate. Most changes between provisional and revised data fluctuate around 1.0% at the England level, with main duty data seeing slightly larger fluctuations at around 2.0%. These changes will not be marked with an R in the local authority dataset because these are likely to be extensive across all local authorities. However, the time series dataset will be marked with a P for the latest quarter and an R, where applicable, for previous quarters where changes have been made.

### Non-Scheduled Revisions

Where local authorities spot a mistake in their own data that change affects the national story, such as changing a national trend or total by 3% or more or reversing it, these changes will be incorporated into the live tables and published statistics release as soon as possible. These changes will not be preannounced on the release calendar. Users will be informed of the change by a change to the title of the document, adding a '(revised)' suffix both on the webpage and in the document itself. An explanation of the changes will be included in the updated publication and local authority level changes will be marked with an 'R'. Smaller changes at the local authority level are routinely expected as part of the previous quarter revisions in future publications. Where a local authority notes a minor correction to their data, these will be updated in the next release along with the other routine amendments.

If DLUHC spot a mistake in the numbers or trends referred to in this release or live tables, these will be updated as soon as possible. Users will be informed of the change by a change to the title of the document, adding a '(revised)' suffix both on the webpage and in the

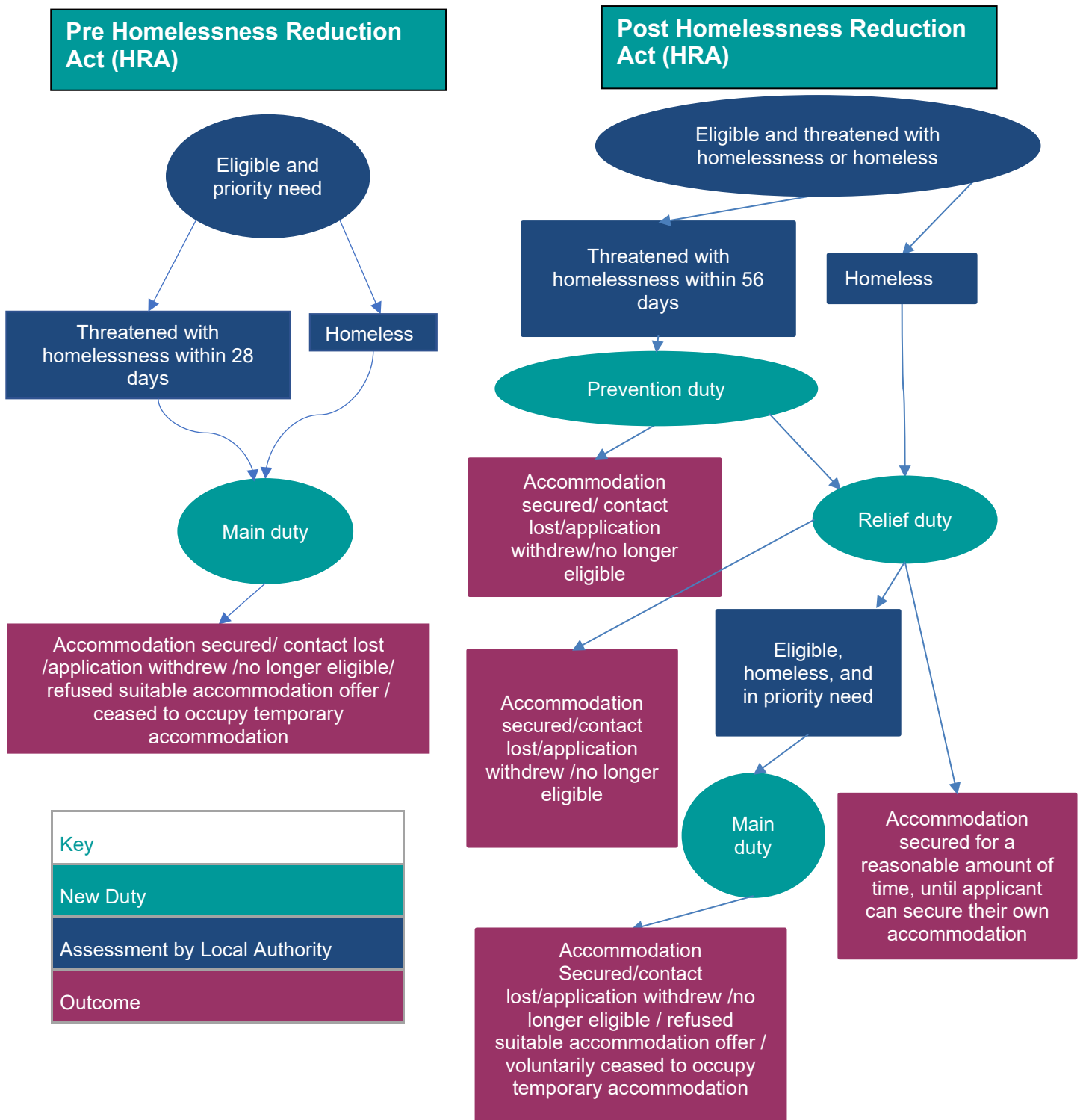
document itself. An explanation of the changes will be included in the updated publication and local authority level changes will be marked with an 'R'.

## Other information

### Comparability between the H-CLIC case level collection and the old P1E summary return

Some data collected via P1E is **broadly comparable** to data collected via H-CLIC. The new method of reporting means initially any suggestion of recent trends about households in temporary accommodation should be made with caution.

Prevention and relief information collected by H-CLIC cover new legal duties introduced from 3 April 2018, so these are **not comparable** to the activity information collected in P1E.



Prevention and relief data in this release cannot be compared with the prevention and relief activity based on the P1E returns. Through the P1E local authorities were able to report all cases where homelessness was prevented, whether or not a homelessness application had been taken. Data submissions included, for example, households who had been provided with assistance through a third-party organisation funded by the local authority to provide services that helped to prevent homelessness, such as money advice services. Prevention

data reported in this release are based on case level information on homelessness applications and should only include data on prevention activity when a homelessness application has been made. Relief was previously discretionary to those not owed a main duty.

The definition of main duty acceptances remains the same, but the introduction of the new prevention and relief duties mean there are now steps local authorities take with households before they reach a main duty. This means it no longer includes households threatened with homelessness within 28 days. Any inferences about trends in main duty acceptances pre-HRA compared to post-HRA should be made with caution.

Temporary accommodation (TA) figures remain the most consistent with historical data; the criteria for temporary accommodation have not changed. An increase in households without children has been observed. We are working with LAs to understand this increase but it may be due to the number of households being offered TA whilst their circumstances and needs are assessed rather than those who are priority need and owed a s193(2) TA duty.

H-CLIC is a household case level data collection and contains **new information not collected in the P1E return**. H-CLIC includes some information on all individuals within the household and not just the main applicant. This release includes numbers of initial assessments, prevention and relief activities, main duty homelessness acceptances, and the number of households in temporary accommodation.

## Uses of the data

These data form the basis of evidence on homelessness duties. Ministers and officials in the Department for Levelling Up, Housing and Communities use this information to understand the scale and causes of homelessness and to consider possible policy responses. The data are used to ensure democratic accountability in answers to Parliamentary Questions, ministerial correspondence, Freedom of Information Act cases and queries from the public. They are used by DLUHC Ministers to help determine local authority performance for the 2017 Homelessness Reduction Act. This includes assessing the performance of OGDs under the duty to refer. They are also used to allocate resources, monitor performance and to support bids for funding from the Treasury.

Other government departments also use the statistics, including DWP (monitoring those in temporary accommodation in receipt of housing benefit), DHSC (Public Health Outcomes Framework), DfE (Child poverty needs assessment toolkit for local authorities) and Defra (sustainable development indicators). Local housing authorities are both providers and users of the statistics and use the data extensively to plan services, allocate resources, monitor performance and benchmark against other authorities. The voluntary sector also uses the statistics to monitor and evaluate housing policy and for campaigning and

fundraising purposes. These statistics, along with our annual rough sleeping count, regularly feature in reports from Homelesslink, Crisis, Shelter and other homeless organisations.

## Related Statistics

Related DLUHC statistical releases are available at:

<https://www.gov.uk/government/collections/homelessness-statistics>

### Coronavirus (COVID-19) emergency accommodation survey data

DLUHC have published new management information about the support for people sleeping rough and those at risk of sleeping rough, as part of the 'Everyone in' campaign during the COVID-19 pandemic. The data, including a breakdown by London and Rest of England, is available at: <https://www.gov.uk/government/publications/coronavirus-covid-19-emergency-accommodation-survey-data-january-2021>

### Rough sleeping

DLUHC conduct an annual single night snapshot of rough sleeping each autumn and publish this separately. This count/estimate is used to track annual changes in the population. The latest 2021 statistics published on 24 February 2022 reported 2,440 individuals rough sleeping in England. Further breakdowns can be found at: <https://www.gov.uk/government/statistics/rough-sleeping-snapshot-in-england-autumn-2021>. The number of people owed a homelessness duty will include some but not all people rough sleeping in this count.

A further source of data on rough sleeping is from the Combined Homelessness and Information Network (CHAIN). CHAIN is a multi-agency database recording information about people seen rough sleeping by outreach teams in London. CHAIN is managed by St Mungo's, a London-based homelessness charity, and is used by organisations working with people sleeping rough in London. Information is recorded onto the CHAIN database by people who work directly with people sleeping rough in London (e.g. workers in outreach teams, day centres, hostels and resettlement teams). CHAIN does not cover 'hidden homeless' groups, such as those who are squatting or staying in inaccessible locations to outreach workers.

There will be some overlap between rough sleeping households in this release and the rough sleepers in the annual autumn count and estimates and in the CHAIN dataset, the extent of this overlap is unknown and is likely to differ at local authority level.

The ONS have also published plans to improve homelessness and rough sleeping statistics in future available here: <https://www.ons.gov.uk/peoplepopulationandcommunity/housing/articles/improvinghomelessnessandroughsleepingstatisticsacrosstheuk/2019-09-17>

## Hidden Homelessness

DLUHC produce other statistics releases that can help build up the wider homelessness picture including hidden homeless. The English Housing Survey (EHS) is a national survey of people's housing circumstances. This includes breakdowns on the additional adults in a household who wanted to rent or buy but could not afford to do so. As part of the EHS interview, households are asked some questions about all members of the household, including the circumstances of additional adults in the household such as grown-up children, nieces and nephews, adult siblings, or parents or grandparents who might otherwise be living elsewhere. There are many possible reasons that additional adults might be living as part of a household, including caring responsibilities, being cared for by another household member, waiting to move into their own property, and simply preferring to live as part of the household. Data on concealed households, a subset of hidden homeless can be found in DLUHC's English Housing Survey Statistics here:

<https://www.gov.uk/government/collections/english-housing-survey>  
<https://www.gov.uk/government/statistics/english-housing-survey-2018-to-2019-sofa-surfing-and-concealed-households-fact-sheet>

## Social Housing

Information on lettings of local authority and private registered provider properties in England are collected on the CORE (COntinuous REcording of Lettings and Sales in Social Housing) system. This includes information on whether lettings have been made to statutorily homeless households and homeless households not covered by a local authority's statutory duty. The CORE social lettings includes lettings for Local Authority/ Private Registered Providers. The CORE social lettings Official Statistics can be found here:

<https://www.gov.uk/government/collections/rents-lettings-and-tenancies>

An on-line analysis tool is available at:

<https://core.communities.gov.uk/public/AnalyseCOREData.html>

## Local Authority expenditure on housing and homelessness

Statistics on local authority revenue expenditure and financing in England can be found at the following link. The RO4 return within the Revenue Outturn suite relates to housing services and includes information on local authorities' expenditure on homelessness activities: <https://www.gov.uk/government/collections/local-authority-revenue-expenditure-and-financing>

## Devolved administration statistics

The devolved administrations are working with the ONS to produce guidance on the comparability of datasets across the UK. The house of commons library have produced a guide to comparing the legislation that can be found here: <https://researchbriefings.parliament.uk/ResearchBriefing/Summary/CBP-7201>. ONS have also produced a document about how this affects the comparability of statistics that can be found here: <https://gss.civilservice.gov.uk/wp-content/uploads/2019/02/GSS-homelessness-report-1.pdf>. The GSS have published an interactive tool which provides details on the similarities and differences in the legislation which has an impact on the official



statistics on statutory homelessness across the 4 countries. This is available here: <https://gss.civilservice.gov.uk/dashboard/tools/homelessness-statistics/landing.html>

The most recent statutory homelessness statistics for the other U.K. Countries are available as below:

Scotland: <https://www2.gov.scot/Topics/Statistics/Browse/Housing-Regeneration/RefTables>

Wales: <https://gov.wales/homelessness-statistics>

Northern Ireland: <https://www.communities-ni.gov.uk/topics/housing-statistics#toc-2>

## User engagement

Users are encouraged to provide feedback on how these statistics are used and how well they meet user needs. Comments on any issues relating to this statistical release are welcomed and encouraged. Responses should be addressed to [homelessnessstats@levellingup.gov.uk](mailto:homelessnessstats@levellingup.gov.uk).

The Department's engagement strategy to meet the needs of statistics users is published here: <https://www.gov.uk/government/publications/engagement-strategy-to-meet-the-needs-of-statistics-users>

In May 2021, DLUHC held a user event for users and data providers. Surveys were also sent out in advance of this. More detail can be found in the January to March 2021 statistics release document.

Comments on any issues relating to this statistical release can also be addressed to the "Public enquiries" contact given in the "Enquiries" section below or suggestions for future releases to [homelessnessstats@levellingup.gov.uk](mailto:homelessnessstats@levellingup.gov.uk).

A website has been created to keep users up to date with all the latest developments in DLUHC's homelessness statistics. It contains details of user events and information about planned developments. Further information on the timescales for the consultation of user feedback will also be published on this forum:

<https://gss.civilservice.gov.uk/user-facing-pages/mhclg-homelessness-statistics-user-forum/>

The H-CLIC data specification was produced after consultation with charities, local authorities, local authority homelessness case management system software suppliers, other government departments and the Scottish Government, who moved to a case level reporting system in 2001. The final draft H-CLIC data requirement was shared with local authorities in August 2018. Feedback received on the data requirement meant the draft was revised until January 2018. Minor amendments to the H-CLIC data requirement have been published as revisions on the homelessness statistics user forum website from January

2018. During the development and QA process DLUHC have been in continued contact with software suppliers and local authorities via phone, email and face to face meetings. Software suppliers have been invited into the Department to discuss the data specification and reporting set up. Local authorities have consulted on the collection and burdens of the process via the Central and Local Government Information Partnership Housing group.

The H-CLIC newsletters for data providers, and other guidance documents, are published at the above GSS link.

## Pre-release access

Details of officials who receive pre-release access to the Department's quarterly Statutory Homelessness Statistical Release up to 24 hours before release can be found at:

<https://www.gov.uk/government/organisations/department-for-levelling-up-housing-and-communities/about/statistics>