



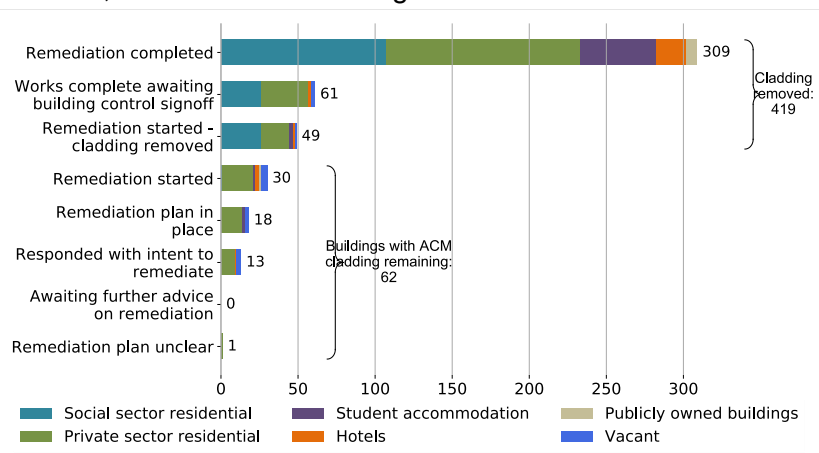
Department for Levelling Up, Housing & Communities

Data release

Building Safety Programme Monthly Data Release, England: 28 February 2022

In this release:

- At the end of February 2022, 93% (449) of all identified high-rise residential and publicly owned buildings in England had either completed or started remediation work to remove and replace unsafe Aluminium Composite Material (ACM) cladding (97% of buildings identified at 31 December 2019, 96% of buildings identified at 31 December 2020) – no change since the end of January.
- 419 buildings (87% of all identified buildings) no longer have unsafe ACM cladding systems – an increase of four since the end of January. 370 (77% of all buildings) have completed ACM remediation works – an increase of two since the end of January. This includes 309 (64% of all buildings) which have received building control sign off – no change since the end of January.
- Of those with ACM cladding remaining, 30 have started remediation. Of the 32 (7%) buildings yet to start, 5 are vacant (1% of all identified buildings), so do not represent a risk to resident safety, and 15 additional buildings were identified after 31 December 2020.
- 100% (160) of **social sector buildings** have either completed or started remediation. Of these, 159 (99%) have had their ACM cladding removed.
- 88% (199) of **private sector buildings** have either completed or started remediation. Of these, 177 (78%) have had their ACM cladding removed.
- £27.5 million of funding has been approved from the Waking Watch Relief Fund, covering 324 buildings and an estimated 25,100 leasehold dwellings.



Release date: 17 March 2022

Date of next release: 9:30am on 14 April 2022

Contact: Kim Leather BuildingSafetyData2@levellingup.gov.uk

Media enquiries: 0303 444 1209 NewsDesk@levellingup.gov.uk

Table of contents

In this release:.....	1
Table of contents	2
Introduction	5
1. Overview and updates.....	8
1.1 Buildings Identified with ACM cladding	8
1.2 High-rise Residential Buildings in England	9
1.3 Residential Buildings between 11 metres and 18 metres in height in England	10
1.4 Residents and dwellings in residential buildings over 11 metres in England	11
1.5 Non-residential Buildings in England	14
2. Progress in remediating buildings	15
2.1 Annual Progress	15
2.2 Overall Remediation	16
2.3 Social sector residential remediation	19
2.4 Private sector residential remediation	20
2.5 Student accommodation remediation.....	21
2.6 Hotel remediation.....	22
2.7 Publicly owned buildings remediation	23
2.8 Remediation by area.....	24
3. Remediation Funding and Interventions	26
3.1 Remediation Intervention Overview	26
3.2 Funding ACM Remediation.....	26
3.3 Expert Construction Advice.....	30
3.4 Enforcement	31
3.5 Waking Watch Relief Fund	32
Accompanying tables.....	35

Figure 1: Remediation has progressed for buildings with ACM cladding systems across all sectors since March 2021 with all social sector and publicly owned buildings having started remediation works

England, 28 February 2022

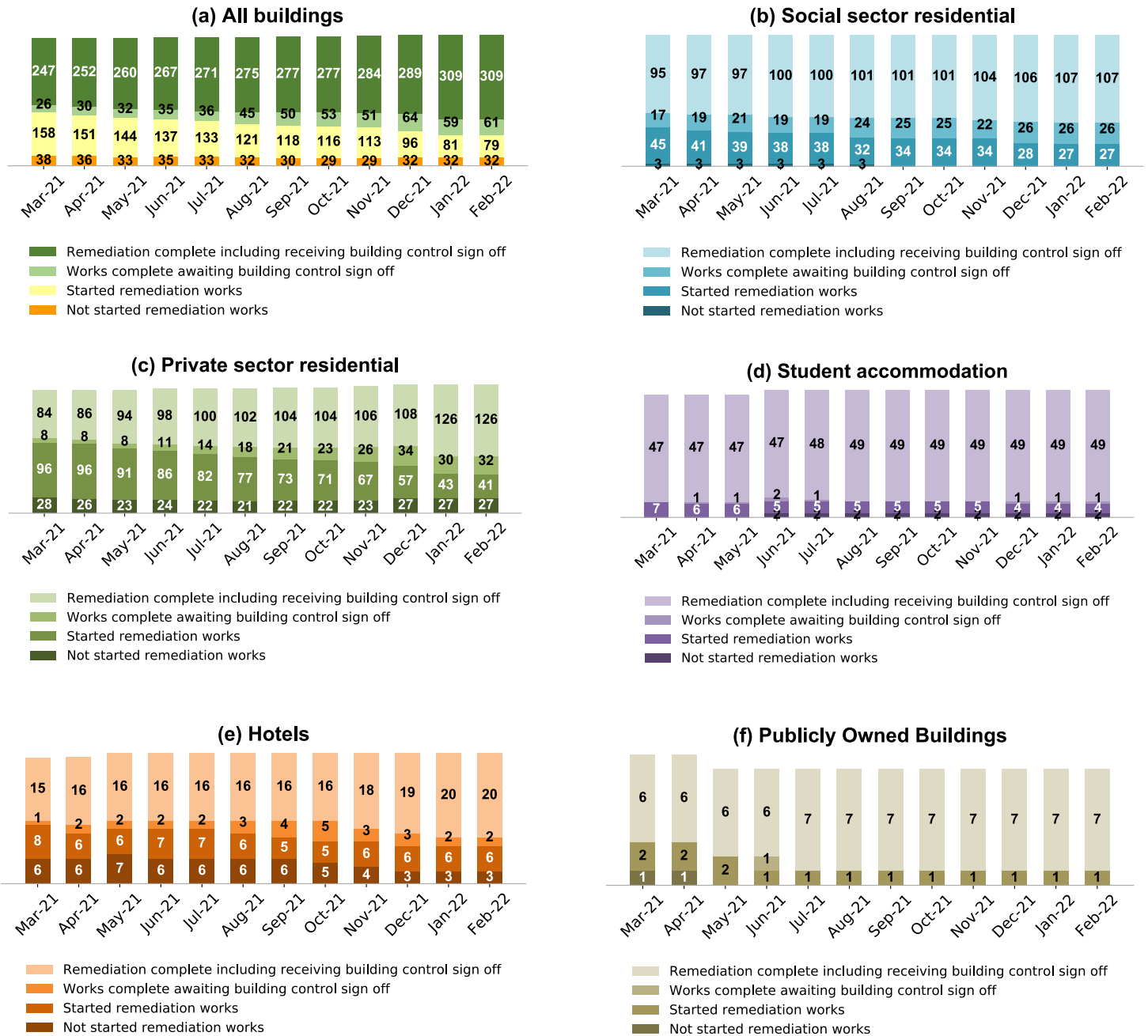
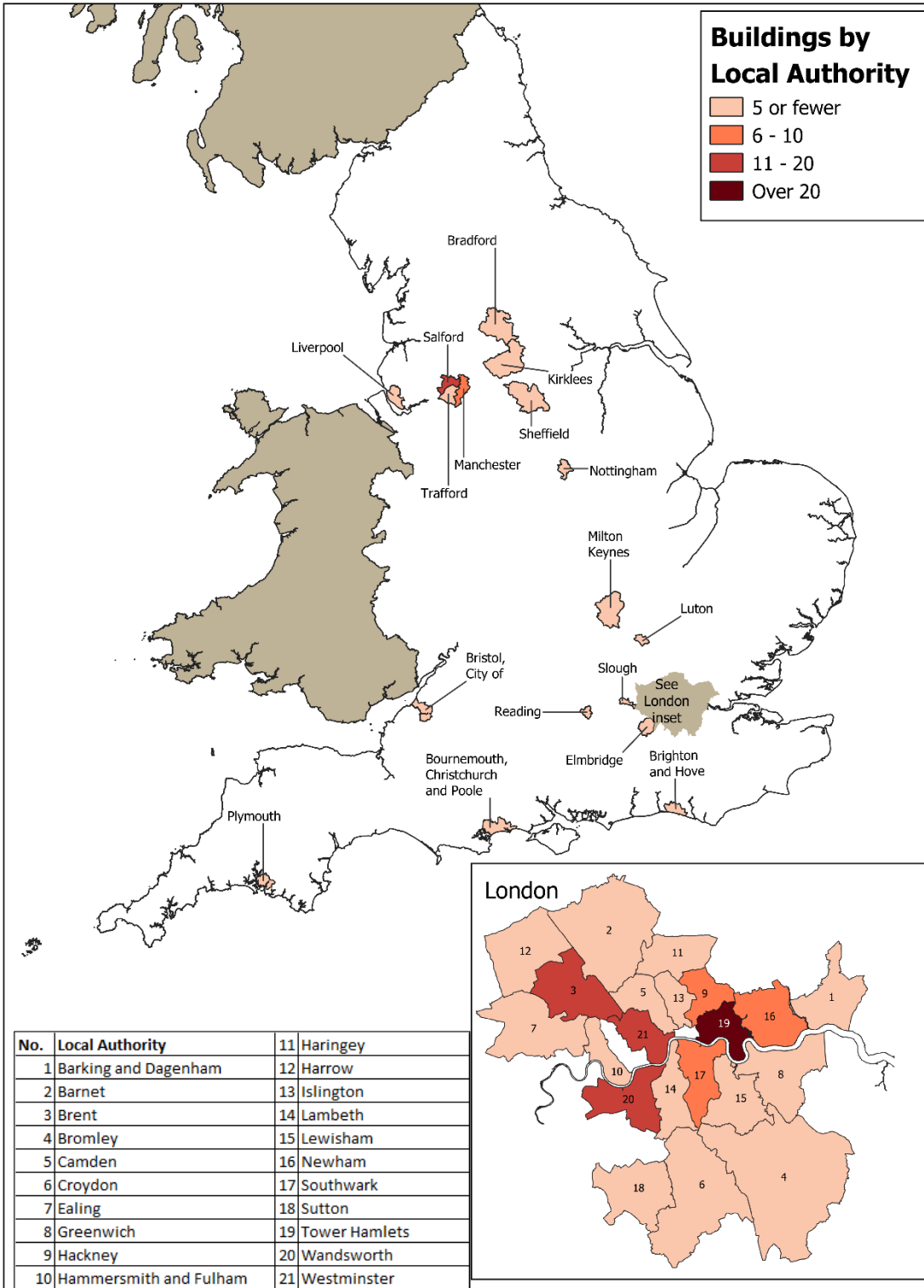


Figure 2: Most high-rise buildings with ACM cladding systems unlikely to meet Building Regulations yet to be remediated are concentrated around urbanised areas in England, notably Manchester and Greater London

England, 28 February 2022



Note: Local authorities with fewer than ten high-rise residential buildings (regardless of whether or not they have cladding) have been removed from the map above, as their inclusion could lead to the identification of one or more buildings with ACM cladding systems unlikely to meet Building Regulations in these areas. Local authority data is available in WebTable 3 published alongside the release.

Introduction

The Government is determined to learn the lessons from the Grenfell Tower tragedy by making funding available to address the fire safety risks of unsafe cladding on homes and bringing forward the most significant building safety reforms in almost 40 years.

This Data Release provides data on:

- 1) The total number of high-rise (18 metres or more in height or at least seven storeys) and medium rise (between 11 metres and 18 metres in height) residential multi-occupied buildings in England;
- 2) high-rise (18 metres or more) residential buildings (including student accommodation and hotels) and publicly owned buildings identified with Aluminium Composite Material (ACM) cladding systems unlikely to meet Building Regulations;¹
- 3) progress with remediation of buildings with ACM cladding systems unlikely to meet Building Regulations, and the number of buildings yet to be remediated, in social and private residential, student accommodation, hotels and publicly owned buildings; and
- 4) The progress of the Waking Watch Relief Fund including the status of applications to the fund and the amount of funding approved.

The Data Release uses data from several sources (see [Technical Notes](#)):

- **Building Research Establishment (BRE) tests;**
- **Local authority confirmation** – following local authorities working with building owners and agents to identify any cladding issues;
- **Housing Association confirmation** – following housing association work with social sector buildings and where they act as head lessors in the private sector;
- **Discussions with responsible stakeholders** – including building owners, developers and agents;
- **Valuation Office Agency property attribute data** – to validate the number of dwellings in high-rise residential buildings; and
- **Greater London Authority and Homes England data** – on social and private sector remediation funds.
- **Data provided by the Ordnance Survey® and Domestic Energy Performance Certificate Data** – to calculate the number and characteristics of all high-rise residential multi-occupied buildings in England.
- **Care Quality Commission (CQC) Data** – contains a complete list of the places in England where care is regulated by CQC.

In the summer of 2017, the government commissioned a series of large-scale system tests to assess how different ACM panels with different insulation types behave in a fire. Seven tests were undertaken so urgent advice could be provided to building owners.

¹ The Data Release does not provide data on 3 hotels with ACM cladding. Further information on these 3 hotels and their exclusion from the programme can be found in Section 2.6 of the [November 2020 Data Release](#).

On 17 October 2018, the Department for Levelling Up, Housing and Communities (DLUHC) [announced](#) the release of funding to remediate high-rise social sector residential buildings with ACM cladding unlikely to meet Building Regulations. On 9 May 2019, the government [announced](#) its commitment to fund the remediation of high-rise private sector residential buildings with ACM cladding systems unlikely to meet Building Regulations. The private sector remediation fund application guidance including eligibility and evidence criteria was [published](#) in July 2019. As of 12 September 2019, eligible private sector building owners were able formally to submit their applications for funding for ACM removal and replacement. The eligibility of new applications to the fund is decided on a case-by-case basis.

The government placed a ban on combustible materials on new high-rise homes, implemented through the Building (Amendment) Regulations 2018 (laid on 29 November 2018). The regulations came into force on 21 December 2018. The government committed to review the effectiveness of the ban after one year. In January 2020, the government launched a [consultation](#) on proposed amendments to the ban. The ban does not apply to existing buildings where no building work is being carried out. In these instances, we consider that a case-by-case risk-based approach to fire safety in existing buildings is most appropriate in line with the advice already issued by the Department and the Expert Panel.

DLUHC is collecting data on all external wall systems on residential buildings 18 metres and above in height and will publish appropriate information from the data collection when ready.

On 11 March 2020, the Chancellor announced in the Budget a £1 billion fund in 2020/21 to fund the removal and replacement of unsafe non-ACM cladding systems. The [prospectus](#) for the Building Safety Fund was published in May 2020. Registrations for the Fund opened on 1 June and closed on 31 July 2020. Eligible applicants will be given access to the relevant application portal following completion of technical due diligence at registration. Statistics on the most recent registrations to the Building Safety Fund are available [here](#).

On 16 October 2020, DLUHC published information on [Waking Watch costs](#) based on data collected through a range of external stakeholders from June to September 2020. From 15 July 2021, DLUHC started to publish Waking Watch Relief Fund data. Data covering June to September 2021 was published monthly alongside the [Waking Watch Relief Fund guidance](#). Data for October 2021 onwards is published in Section 3.5 of the Building Safety Programme monthly data release.

External wall fire review process forms, commonly known as 'EWS1' forms, were developed by the Royal Institution of Chartered Surveyors (RICS), UK Finance and the Building Societies Association to support the valuation process for high-rise residential buildings with cladding. On 21 November 2020, DLUHC published information on estimates of [EWS1 requirements on residential buildings in England](#), including indicative analysis on the cladding coverage of residential buildings and the number of leasehold dwellings in those buildings. This analysis was updated on 8 March 2021 due to a further publication of guidance notes by the Royal Institution of Chartered Surveyors.

On 10 January 2022, DLUHC published data for the first time on the number of EWS1 forms (or equivalent) that have been required on mortgage valuations for flats. This data has been published as reported by 7 major lenders in the United Kingdom. For more information please see [EWS1 \(or equivalent\) lender data on mortgage valuations for flats: April to September 2021, United Kingdom](#). The data release will be updated on a quarterly basis.

On 10 February 2021, DLUHC announced further grant funding of £3.5 billion to fully fund the removal of unsafe cladding for leaseholders in all residential buildings 18 metres and over in England.

On 5 July 2021 the [Building Safety Bill](#) was introduced to the House of Commons. The Bill will strengthen the whole of the building safety system and delivers on the recommendations made in Dame Judith Hackitt's [Independent Review of Building Regulations and Fire Safety](#). It will create a new robust regulatory system for higher-risk buildings, setting out clear duties and responsibilities on those who commission, design, construct and refurbish higher-risk buildings as well as those responsible for ensuring buildings are safely managed when occupied.

On 10 January 2022, DLUHC [announced a four-point plan](#) to reset the government's approach to building safety. This plan included:

- Opening up the next phase of the Building Safety Fund to drive forward taking dangerous cladding off high-rise buildings, prioritising the government's £5.1 billion funding on the highest risk
- Those at fault will be held properly to account: a new team is being established to pursue and expose companies at fault, making them fix the buildings they built and face commercial consequences if they refuse
- Restoring common sense to building assessments: indemnifying building assessors from being sued; and withdrawing the old, misinterpreted government advice that prompted too many buildings being declared as unsafe; and
- New protections for leaseholders living in their own flats: with no bills for fixing unsafe cladding in buildings over 11m and working on a cross party basis to deliver statutory protections for leaseholders.

The figures in this publication are correct as at the specified dates, but work is ongoing to remove and replace ACM cladding systems unlikely to meet Building Regulations. This means that the figures may include some buildings that have since removed and replaced ACM cladding systems.

DLUHC will publish further data releases each month and the publication dates will be pre-announced in the data release three months before publication. The publication dates for the next three months are:

- 14 April 2022
- 19 May 2022
- 16 June 2022

These will refer to the situation at the end of the previous calendar month.

1. Overview and updates

1.1 Buildings Identified with ACM cladding

Number of high-rise residential and publicly owned buildings identified with ACM cladding systems unlikely to meet Building Regulations

DLUHC uses data from several sources to confirm whether a high-rise building has an Aluminium Composite Material (ACM) cladding system unlikely to meet Building Regulations (see [Technical Notes](#)), including:

- **Building Research Establishment (BRE) tests;**
- **Local authority confirmation** – following local authorities working with building owners and agents to identify any cladding issues;
- **Discussions with responsible stakeholders** – including building owners, developers and agents.

DLUHC has identified a total of 481 high-rise residential buildings and publicly owned buildings as having ACM cladding systems unlikely to meet Building Regulations, no change since the end of January 2022. Buildings may move out of scope of the Building Safety Programme if confirmed as being less than 18 metres tall or the ACM cladding systems comply with Building Regulations.

Table 1: The total number of buildings identified with ACM cladding systems unlikely to meet Building Regulations is 481, no change since last month. England, 28 February 2022

	28 February 2022	31 January 2022	Monthly change
Social sector residential	160	160	0
Private sector residential	226	226	0
Student accommodation	56	56	0
Hotels	31	31	0
Publicly owned buildings	8	8	0
Total	481	481	0

There are eight buildings for which the cladding status is awaiting confirmation. We are in touch with named contacts for all these buildings, many of whom have come to light in recent months, who are either pursuing testing action or providing further details on these buildings.

Once buildings with ACM cladding systems are identified, local authorities work with fire and rescue services to ensure that interim safety measures are in place and to ensure that the buildings are remediated to comply with Building Regulations.

1.2 High-rise Residential Buildings in England

Total number of high-rise residential multi-occupied buildings of 18 metres or more in height, or at least seven storeys (whichever is reached first)

The total number of high-rise residential multi-occupied buildings of 18 metres or more in height, or at least seven storeys (whichever is reached first) in England is estimated as of April 2020 to be 12,500².

- Of which 6,500 (52%) are private sector buildings (private residential buildings and student accommodation) and 6,000 (48%) are social sector buildings.
- Over 95% of buildings, approximately 12,000, were identified as flat dwellings, with the remaining proportioned across houses in multiple occupation, residential education and sheltered accommodation.
- We have identified 1,500 (12%) buildings at least seven storeys and under 18 metres, 7,000 (56%) buildings between 18 metres to 29 metres and the remaining 4,000 (32%) buildings greater than and equal to 30 metres.
- The majority of high-rise residential buildings have been identified in London (7,500, or 61%) and the South East (10%). The remaining buildings are distributed across the rest of England, with the highest proportions in the North West (7%) and West Midlands (6%).

Table 2: High-rise residential multi-occupied buildings of 18 metres or more in height, or at least seven storeys (whichever is reached first), by region.

England, August 2021

Region	Private residential buildings, student accommodation, and social sector	Flat dwellings (private residential and social sector)
East Midlands	2%	2%
East of England	3%	3%
London	61%	63%
North East	2%	2%
North West	7%	6%
South East	10%	10%
South West	3%	3%
West Midlands	6%	6%
Yorkshire and The Humber	5%	4%

The government's [response](#) to the Building a Safer Future consultation published in April 2020 proposed that the new building safety regime would apply to multi-occupied residential buildings of 18 metres or more, or at least seven storeys. The above buildings are proposed to be "higher-risk

² Multi-occupied residential buildings are defined as social and private residential and student accommodation, and exclude hotels. This figure was estimated as of April 2020 and will only be updated in this series of monthly data releases if the number or methodology changes substantially.

buildings" as published in the [Building Safety Bill](#) and draft regulations: The Higher-Risk Buildings (Descriptions and Supplementary Provisions) Regulations.

The characteristics of the buildings are slightly different from those we report on in this Data Release regarding the remediation of ACM cladding materials – most notably hotels and publicly owned buildings are covered in the ACM sections of this release.

The central estimate of 12,500 buildings does contain an element of uncertainty mainly due to data quality issues identified in the OS ® Buildings Height Attribute Data. Further information on the methodology is available in the Data Collection section in the Technical Notes.

Crown Buildings

The Crown Estates estimate there are approximately 70 Crown buildings which are 18 metres or more tall and with at least 2 residential dwellings.

1.3 Residential Buildings between 11 metres and 18 metres in height in England

Total number of residential buildings between 11 metres and 18 metres in height

The total number of residential buildings between 11 metres and 18 metres in height in England is estimated, as of September 2021, to be 78,000.³

- Almost 97% of buildings, approximately 75,000, were identified as residential dwellings/flats, with the remaining 3,000 split between residential education, sheltered accommodation and hotels.
- DLUHC identified 57,000 (73%) of these were between 11 metres and 13 metres, 19,000 (24%) between 14 metres and 16 metres and the remaining 2,000 (3%) were between 17 metres and 18 metres.

The central estimate of 78,000 has been derived from Ordnance Survey (OS) data and topographic identifiers (TOIDs). This contains an element of uncertainty due to variability of accuracy in the Ordnance Survey (OS) Building Height attribute data. Other issues identified which may impact data coverage are duplication of topographic identifiers (TOIDs) and identifying mixed-use buildings. To account for this DLUHC have surveyed over 5,000 buildings of varying height and used this information to adjust the Ordnance Survey estimates. This could have an impact on our data coverage and therefore overstate or understate the number of 11m-18m buildings. These figures represent DLUHC's best estimates.

³ This figure was estimated as of September 2021 and will only be updated in this series of monthly data releases if the number or methodology changes substantially.

1.4 Residents and dwellings in residential buildings over 11 metres in England

This section includes estimates of the number of dwellings – a self-contained unit of accommodation; number of leasehold dwellings – a dwelling that is owned by a leaseholder but the building and land upon which it is built remains the property of a freeholder; and the number of residents to provide a person-level perspective on buildings over 11 metres.

Estimated number of dwellings in high-rise residential multi-occupied buildings of 18 metres or more in height, or at least seven storeys (whichever is reached first)

The total number of dwellings in high-rise residential buildings in England is estimated as of December 2020 to be 691,000.⁴ This represents approximately 3% of the total dwellings stock in England.⁵ Since 95% of high-rise buildings have been identified as containing flat dwellings, this means that the total number of dwellings is estimated from 12,000 high-rise residential buildings.

The average number of dwellings per high-rise building is estimated to be 58, with an estimated 57 dwellings per social sector residential building and 58 dwellings per private sector residential building. Therefore, approximately 50% are social sector dwellings and 50% are private sector dwellings, with a marginally higher number of private sector dwellings.

Table 3: Estimated numbers of dwellings in high-rise residential buildings by tenure. England, November 2020

	Dwellings	Buildings	Dwellings per building
Social sector residential	344,000	6,000	57
Private sector residential	347,000	6,000	58
Total	691,000	12,000	58

Since taller buildings are likely to contain more dwellings, we have estimated the average dwellings for high-rise buildings in different height brackets according to the number of buildings estimates in Section 1.2. The average number of dwellings per buildings at least seven storeys and under 18 metres is 44, for buildings between 18 metres to 29 metres is 52, and for buildings greater than and equal to 30 metres is 81. These estimates align with the expectation that the number of dwellings is higher in taller high-rise buildings. However, these estimates are subject to uncertainty as we do not yet have full data coverage on heights.

⁴ This figure was estimated as of November 2020 and will only be updated in this series of monthly data releases if the number or methodology changes substantially.

⁵ Source: <https://www.gov.uk/government/statistics/dwelling-stock-estimates-in-england-2020>

The dwellings count of a building can come from several data sources, mainly UPRN counts. Using UPRN counts as an estimate of dwellings contains an element of uncertainty, more information on which can be found in the Data Collection section in the Technical Notes.

Estimated number of dwellings in 11-18m residential buildings

The total number of dwellings in 11-18m buildings in England is estimated as of September 2021 to be almost 1.63 million.⁶ This represents approximately 7% of the total dwellings stock in England.⁷ The estimate is based on an average of 22 dwellings per building. The average number of dwellings per building is 19 in buildings between 11 and 13 metres, 29 in buildings between 14 and 16 metres, and 40 in buildings between 17 and 18 metres.

Since 97% of 11-18m residential buildings have been identified as containing flat dwellings, this means that the total number of dwellings estimated come from 75,000 11-18m buildings.

Table 4: Estimated numbers of dwellings in 11-18m residential buildings by height range. England, September 2021

	Dwellings	Buildings	Dwellings per building
11-13m	1,022,000	55,000	19
14-16m	518,000	18,000	29
17-18m	89,000	2,000	40
Total	1,629,000	75,000	22

The dwellings count of 11-18m buildings comes from one data source, UPRN counts from AddressBase ®. This method contains an element of uncertainty, more information on which can be found in the Data Collection section in the Technical Notes.

Estimated number of leasehold dwellings in buildings over 11m

The total number of leasehold dwellings in residential buildings over 11m in England is estimated at 1.51 million dwellings. This represents approximately 33% of all leasehold dwellings in England and approximately 48% of leasehold dwellings in flats⁸. This figure is our best estimate but does contain an element of uncertainty, more information on which can be found in the Data Collection section in the Technical Notes.

For buildings of 18 metres or more, or at least seven storeys tall, we have established above that 50% are private sector residential buildings and 50% are social sector residential buildings. Private sector buildings are assumed to contain solely leasehold dwellings whereas 28% of dwellings within social sector buildings are estimated to be private leasehold using data from the English Housing Survey (EHS).

⁶ This figure was estimated as of September 2021 and will only be updated in this series of monthly data releases if the number or methodology changes substantially.

⁷ Source: <https://www.gov.uk/government/statistics/dwelling-stock-estimates-in-england-2020>

⁸ Source: <https://www.gov.uk/government/statistics/leasehold-dwellings-2019-to-2020>

For buildings between 11 and 18 metres, the same split between private and social sector residential buildings 18 metres or more in height is applied as a reasonable proxy. Again, private sector buildings are assumed to contain solely leasehold dwellings but 30% of dwellings within social sector buildings are estimated to be private leasehold using data from the EHS. More information can be found in the Data Collection section in the Technical Notes.

Table 5: Estimated numbers of leasehold dwellings in private and social sector residential buildings over 11m by height.

England, September 2021

	Leasehold dwellings in private sector buildings	Leasehold dwellings in social sector buildings	All leasehold dwellings
11-18m	822,000	247,000	1,069,000
18m or more, or at least 7 storeys	347,000	96,000	444,000 ^a
All over 11m	1,169,000	343,000	1,512,000 ^a

Notes: ^a These figures do not sum due to rounding.

Estimated number of residents in buildings over 11m

It is not only important to know about the landscape of residential buildings and leaseholders in England but also about the residents of these buildings to gain a person-level perspective. We estimate that the total number of residents in residential buildings over 11 metres tall in England is 4.25 million residents as of September 2021. This includes 1.31 million (30%) in buildings 18 metres or more, or at least seven storeys tall and 2.93 million (70%) in buildings between 11 and 18 metres in height. Overall, the proportion of the population of England living in high or mid-rise flats is approximately 8%.

Table 6: Estimated numbers of residents living in residential buildings over 11m by height.

England, September 2021

	Estimated dwellings	Total residents
18 metres or more, or at least 7 storeys	691,000	1,310,000
11-18m	1,629,000	2,930,000
Total	2,320,000 ^a	4,250,000

Notes: ^a This figure does not sum due to rounding.

These estimates are calculated using average household size data from the English Housing Survey, applying the figure for low-rise flats for 11-18 metre buildings and the figure for high-rise flats to buildings 18 metres or more. Please see the Data Collection section in the Technical Notes for more information on the uncertainties of these estimates.

1.5 Non-residential Buildings in England

Total number of care homes

The total number of buildings identified as care homes from the Care Quality Commission (CQC) data in England is estimated as of September 2020 to be 15,700⁹. Of these, an estimated total of 13,500 care homes were identified in the data provided by the Ordnance Survey[®] (OS[®]) and the Domestic Energy Performance Certificate (EPC) data which showed that:

- There are 9,800 residential homes and 3,700 nursing homes.
- We estimate over 98% of care homes are below 11 metres in height, with the remaining at 11 metres and above. Based on limited data coverage, we estimate a maximum of 10 care homes are 18 metres or more.

The central estimate of 13,500 care homes does contain an element of uncertainty mainly due to data quality issues identified in the property classifications and height classifications. This could skew our data coverage and therefore understate or overstate the number of care homes.

Number of Hospital Buildings

The total number of hospital sites in England as of March 2020 was 1,261. This is taken from Estates Returns Information Collection (ERIC) NHS data of individually reported sites, published in January 2021. An individually reported hospital site is defined as an NHS site of either over 500m² or with over 10 inpatient beds.

A proportion of buildings and building heights per site was derived using Ordnance Survey (OS)[®] MasterMap data and applied to the site number from ERIC data. Of buildings on these sites:

- An estimated 274 (5%) buildings on hospital sites are 18 metres or more in height.
- An estimated 440 (8%) buildings on hospital sites are between 11 and 18m in height.
- A total of 714 buildings (14%) on hospital sites are estimated to be over 11m in height.

However, these estimates have important caveats

1. These numbers represent DLUHC's best estimate of the number of buildings on hospital sites 18 metres or more in height, and do not correspond to specific buildings.
2. We have used maximum height, rather than highest occupiable floor.
3. They are likely to be an over-estimate, as not all buildings on hospital sites will have inpatient beds and be 'hospitals'. Further work would be needed at hospital level to determine the exact number and specific addresses of buildings.
4. The methodology used to analyse heights of buildings on hospital sites is at prototype stage. As a result, there are likely to be some data quality issues, and on further examination there may be some variation in the range or height proportions.

Further information on the methodology is available in the technical notes of this release.

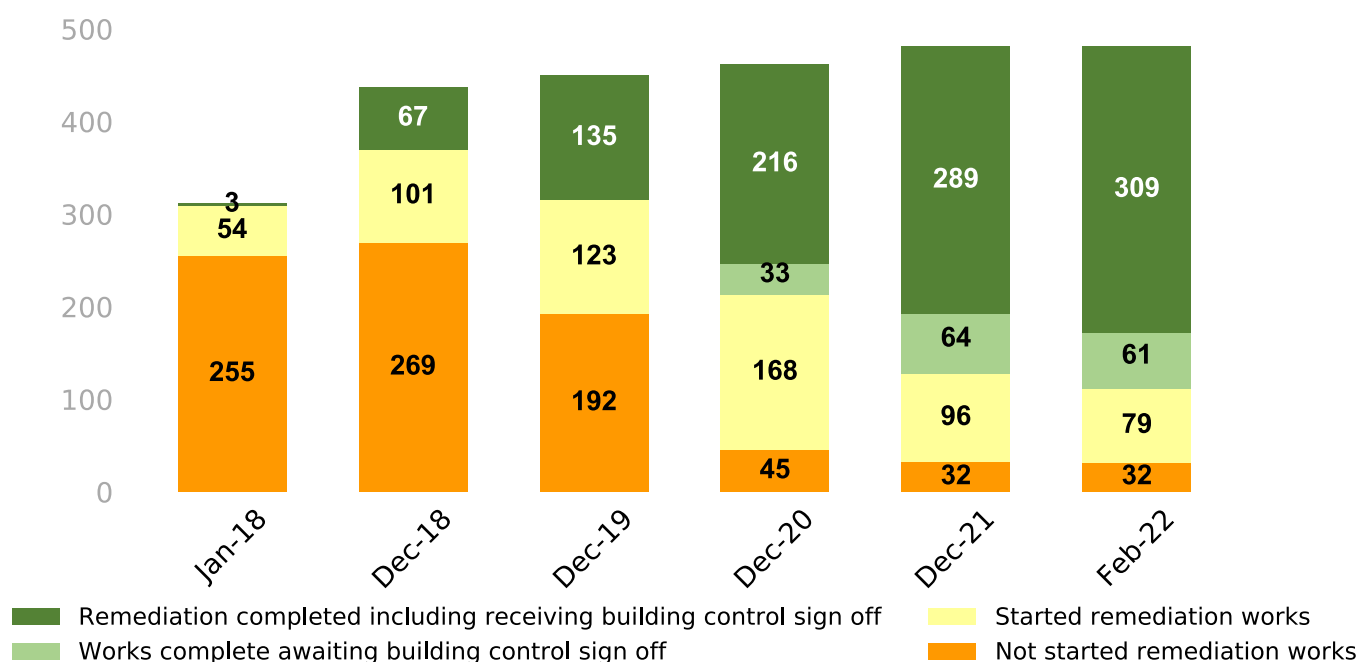
⁹ This figure was estimated as of September 2020 and will only be updated in this series of monthly data releases if the number or methodology changes substantially.

2. Progress in remediating buildings

2.1 Annual Progress

During 2021 the number of high-rise residential and publicly owned buildings identified with ACM cladding systems unlikely to meet Building Regulations that had completed or started remediation works increased by 32 from 417 (90% of identified buildings) at the end of December 2020 to 449 (93%) at the end of December 2021. This compares to an increase of 159 during 2020, an increase of 90 during 2019 and an increase of 111 during 2018.¹⁰ As at 28 February 2022, 449 buildings had completed or started remediation (93% of all identified buildings) – no change since the end of December 2021.

Figure 3: 73 further buildings fully completed remediation in 2021, compared to 81 in 2020.¹¹



353 buildings had completed ACM remediation works, including those awaiting building control sign off, at the end of December 2021 (73% of all identified buildings), an increase of 104 from 249 (54%) at the end of December 2020. Of these, 289 buildings had fully completed remediation, including receiving building control sign off, at the end of December 2021 (60% of all identified

¹⁰ Data for the private sector was still being collected in January 2018. The total number of buildings identified with ACM cladding systems unlikely to meet Building Regulations at 10 January 2018 was 312 compared to 437 at 31 December 2018, 462 at 31 December 2020 and 481 at 31 December 2021. Remediation progress in January 2018 was collected for social sector buildings only and it is assumed that all other tenures started remediation from 2018 onwards.

¹¹ Data for January 2018 is as at 10 January 2018. For all other months, data is as at the last day of the month. Data on the number of buildings for which works are complete awaiting building control sign off has been published since March 2020 and is not available for earlier months.

buildings), an increase of 73 from 216 (47%) at the end of December 2020. This compares to an increase of 81 completions during 2020 and an increase of 68 completions during 2019.

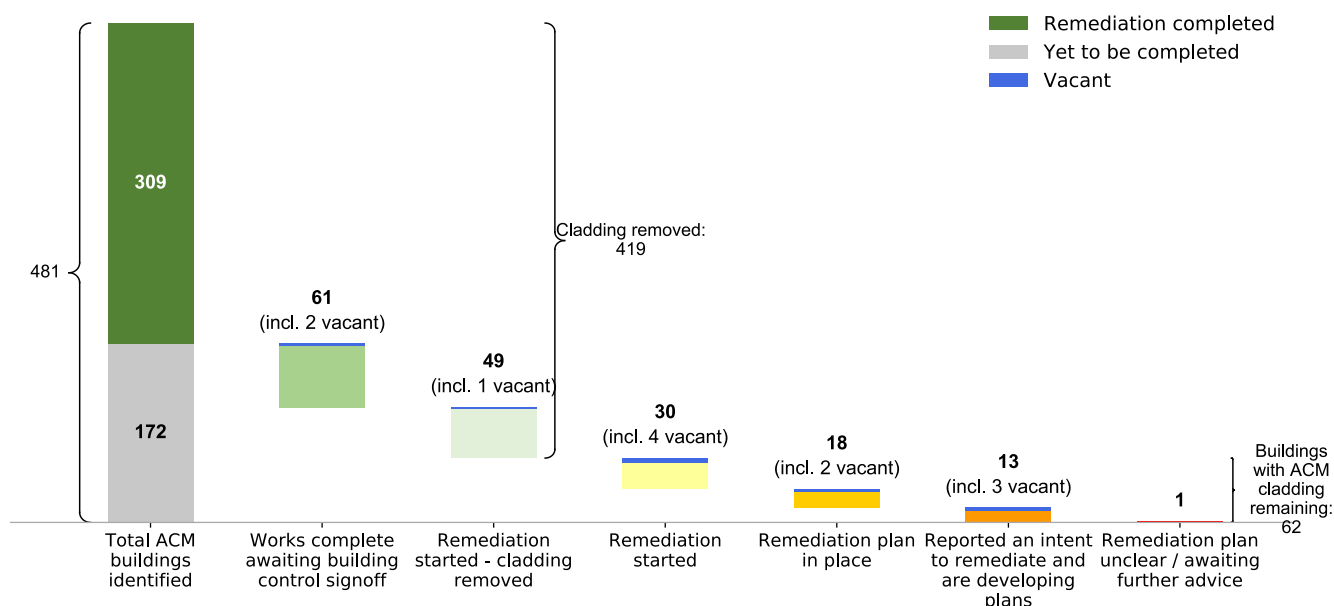
As at 28 February 2022, 370 buildings had completed ACM remediation works on site – an increase of 17 since the end of December 2021. This includes 309 buildings which had fully completed remediation, including receiving building control sign off – an increase of 20 since the end of December 2021.

There are currently an estimated 17,800 to 19,700 dwellings in remediated social and private sector residential buildings – an increase of 1,100 since the end of December 2021. There was an increase of around 5,800 during 2020.

2.2 Overall Remediation

As at 28 February 2022, of the 481 high-rise residential and publicly owned buildings identified with ACM cladding systems unlikely to meet Building Regulations, remediation has either completed or started on 449 (93% of all identified buildings) – no change since the end of January. A further five (1%) buildings which haven't yet started remediation works are vacant.

Figure 4: 93% of the 481 ACM clad high-rise buildings have started or completed remediation, with 87% having had their ACM cladding removed.



419 buildings have either completed remediation or have had their ACM cladding systems removed (87% of all identified buildings) – an increase of four since the end of January. Of these, 370 have completed ACM remediation works (77% of all buildings) – an increase of two since the end of January. This includes 309 buildings which have received building control sign off (64% of all identified buildings) – no change since the end of January. A further nine (2%) buildings which haven't yet had their ACM cladding systems removed are vacant.

Overall, 428 buildings (89% of all identified buildings) have had their ACM cladding systems removed (including those that have completed remediation) or are vacant so no longer represent a risk to resident safety.

There are 62 high-rise residential and publicly owned buildings still with ACM cladding systems unlikely to meet Building Regulations in England – a decrease of four since the end of January. Of these, 30 buildings have started remediation and a further five are vacant. There are 27 occupied buildings yet to start remediation (6%) and 16 of these have remediation plans in place.

The Department continues to prioritise and support the swift remediation of buildings with ACM cladding systems unlikely to meet Building Regulations. Of the 10 occupied buildings currently reporting an intent to remediate (2% of all identified buildings) and one occupied building with an unclear remediation plan, all are receiving dedicated expert construction advice for their remediation (or will shortly have a dedicated advisor appointed for those newly in scope). Four of these buildings have had or are having enforcement action taken against them, with the Department's Joint Inspection Team supporting local authorities to carry out enforcement action on two of these buildings (additional information on the Department's interventions can be found in Section 3).

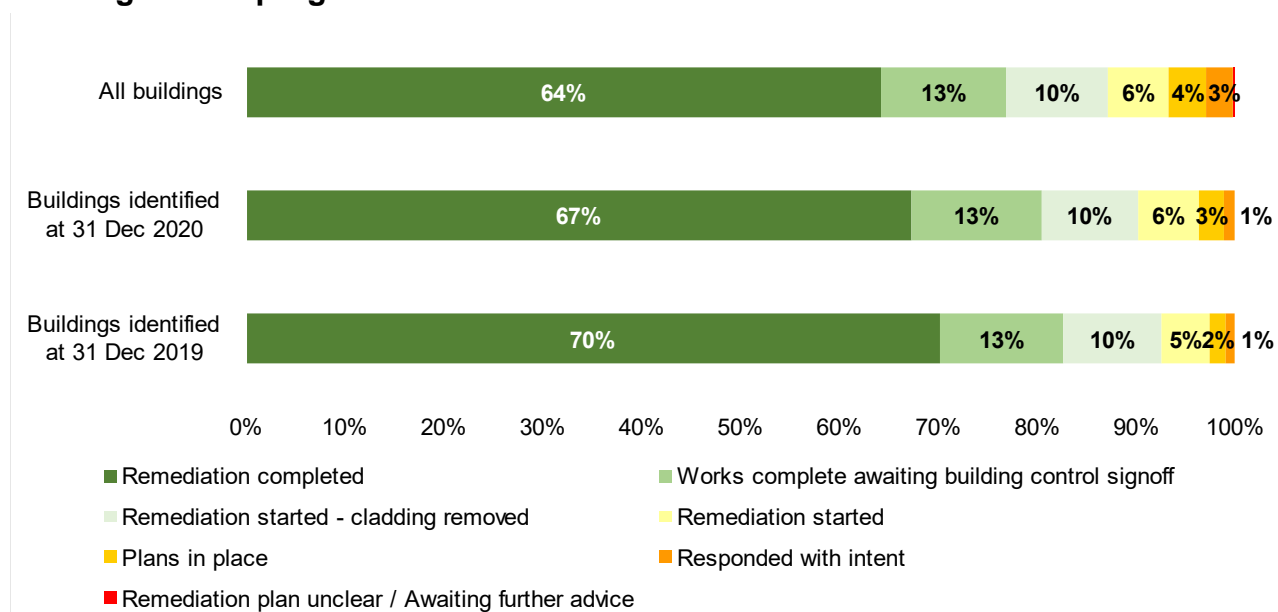
Since 31 December 2020, 22 further high-rise residential and publicly owned buildings have been identified with ACM cladding systems unlikely to meet Building Regulations and have moved into scope of the Building Safety Programme¹². During 2020, 31 additional buildings were identified and moved into scope of the programme. Remediation can be complex, with the requirements and timelines for remediation work and completion varying from building to building. 97% of buildings identified at 31 December 2019 and 96% of buildings identified at 31 December 2020 have started or completed remediation works compared to 93% of all buildings identified, including those identified after 31 December 2019.

Of those buildings identified at 31 December 2020, 80% have completed ACM remediation works and 67% have fully completed remediation, including receiving building control sign off. This compares to 77% of all buildings identified that have completed ACM remediation works and 64% which have fully completed remediation.

Further information on remediation progress of buildings identified by 31 December 2019 and those identified by 31 December 2020 is available in [WebTable 7](#).

¹² 3 buildings have also moved out of scope of the programme, so the net increase has been 19 buildings to 481 as at 28 February 2022.

Figure 5: 97% of buildings identified at 31 December 2019 have started or completed remediation compared to 96% of buildings identified at 31 December 2020 and 93% for all buildings in the programme.



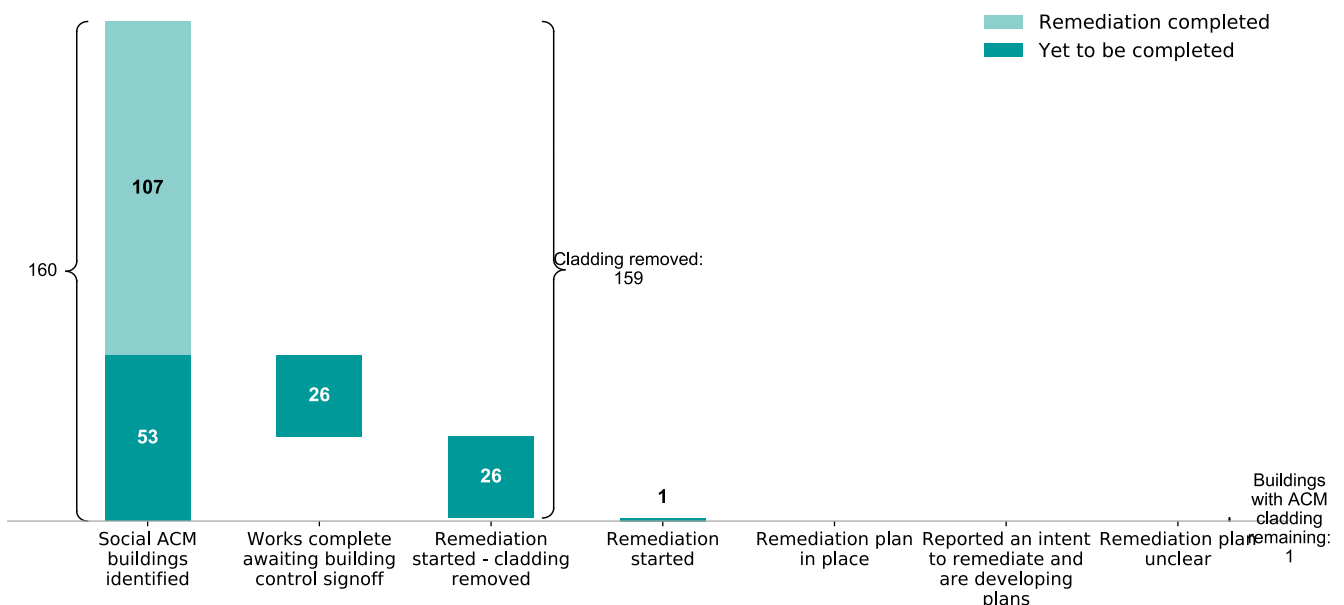
It is currently estimated that, by the end of March 2022, 94% (453) of identified high-rise residential and publicly owned buildings with unsafe ACM cladding will have started or completed remediation. Of the 28 buildings not forecast to start remediation by the end of March 2022, four are vacant so do not represent a risk to resident safety. Enforcement action has been, or is being, taken against 15 of the 28 buildings.

By the end of March 2022, it is currently estimated that 91% of identified buildings (436) will have completed ACM remediation works, had their ACM cladding removed or be vacant. The largest group will be those that have completed ACM remediation works (79% or 380 buildings). These estimates are based on information provided by building owners and agents and are expected to change as further information is received. These estimates can also change as a result of buildings being newly identified. The Department continues to engage with building owners to start remediation works on site as soon as possible, and will continue to support local authorities and fire and rescue services in the use of their enforcement powers.

2.3 Social sector residential remediation

As of 28 February 2022, 160 high-rise social sector residential buildings have been identified with ACM cladding systems unlikely to meet Building Regulations, no change since the end of January¹³. Of these, 107 buildings have completed remediation (67% of all identified social sector residential buildings) including receiving sign-off from building control where necessary – no change since the end of January. This includes two buildings that have vacated their residents and removed cladding prior to demolition. The remediated social sector residential buildings account for approximately 8,200 dwellings.

Figure 6: 100% of the 160 social sector residential buildings have started remediation, with 99% having had their ACM cladding removed.



The remaining 53 social sector residential buildings yet to be remediated have all started remediation. There are approximately 3,700 dwellings in the social sector residential buildings that are yet to be remediated. Of these buildings, 52 are known to have had the cladding removed, 26 of which have completed works and are awaiting building control sign off.

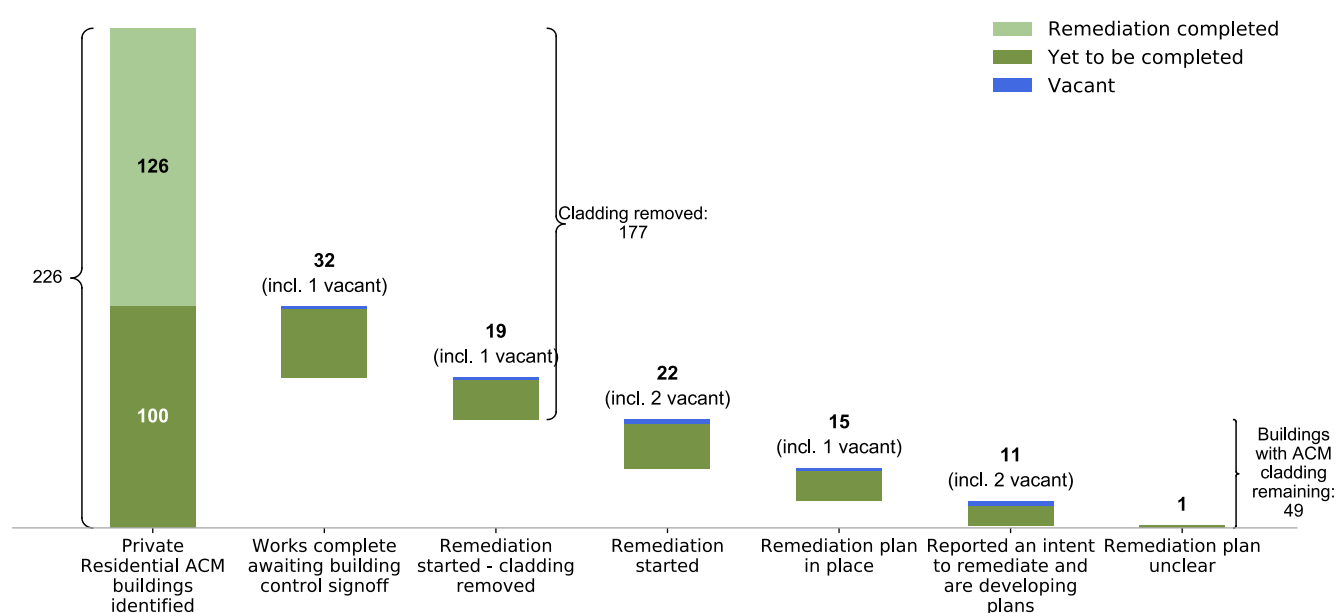
Overall, 159 social sector residential buildings have completed remediation or had their ACM cladding systems removed (99% of social sector buildings) – an increase of one since the end of January. Remediation has either completed or started on 160 social sector residential buildings (100% of social sector buildings).

¹³ This includes two buildings that are below 18m in height but have been approved to receive funding from the Social Sector ACM Cladding Remediation Fund due to the introduction of a 30cm tolerance, resulting in buildings between 17.7m and 18m in height being eligible to apply for funding.

2.4 Private sector residential remediation

There are 226 high-rise private sector residential buildings identified with ACM cladding systems unlikely to meet Building Regulations, no change since the end of January. 126 of these buildings have completed remediation (56% of all identified private sector residential buildings) including receiving sign-off from building control where necessary – no change since the end of January. Remediated private sector residential buildings account for approximately 9,600 to 11,500 dwellings.

Figure 7: 88% of the 226 private sector residential buildings have completed or started remediation with 78% having had their ACM cladding removed.



This leaves 100 private sector residential buildings yet to be remediated. Of these, 73 (32% of all private sector residential buildings) have started remediation and a further three buildings are known to be vacant.

Overall, 199 private sector buildings have either completed or started remediation (88% of all private sector residential buildings).

Of those buildings where remediation has started, 19 buildings are known to have had their ACM cladding removed, though remediation is not yet complete, and 32 further buildings have completed works and are awaiting building control sign off. Overall, 177 private residential buildings have completed remediation or had their ACM cladding systems removed (78% of private residential buildings) – an increase of two since the end of January.

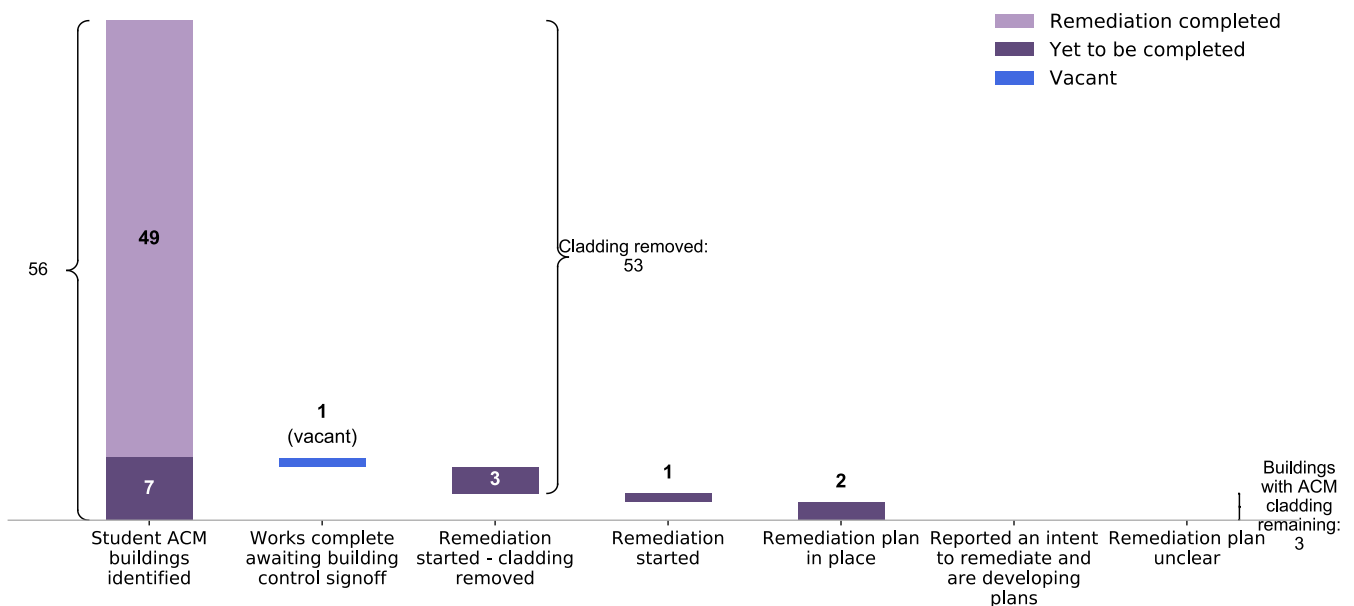
There are approximately 8,500 to 10,100 dwellings in the 93 private sector residential buildings that are occupied and yet to be remediated.

2.5 Student accommodation remediation

There are 56 high-rise student accommodation buildings identified with ACM cladding systems unlikely to meet Building Regulations – no change since the end of January. Of these, 49 (88%) have fully completed remediation – no change since the end of January. Five of the seven buildings yet to be remediated have started remediation. Of these buildings, four are known to have had their ACM cladding systems removed, one of which has completed works and is awaiting building control sign off.

Overall, 53 student accommodation buildings have completed remediation or had their ACM cladding systems removed (95% of student accommodation buildings) – an increase of one since the end of January.

Figure 8: 96% of the 56 student accommodation buildings have started remediation, with 95% having had their ACM cladding removed.



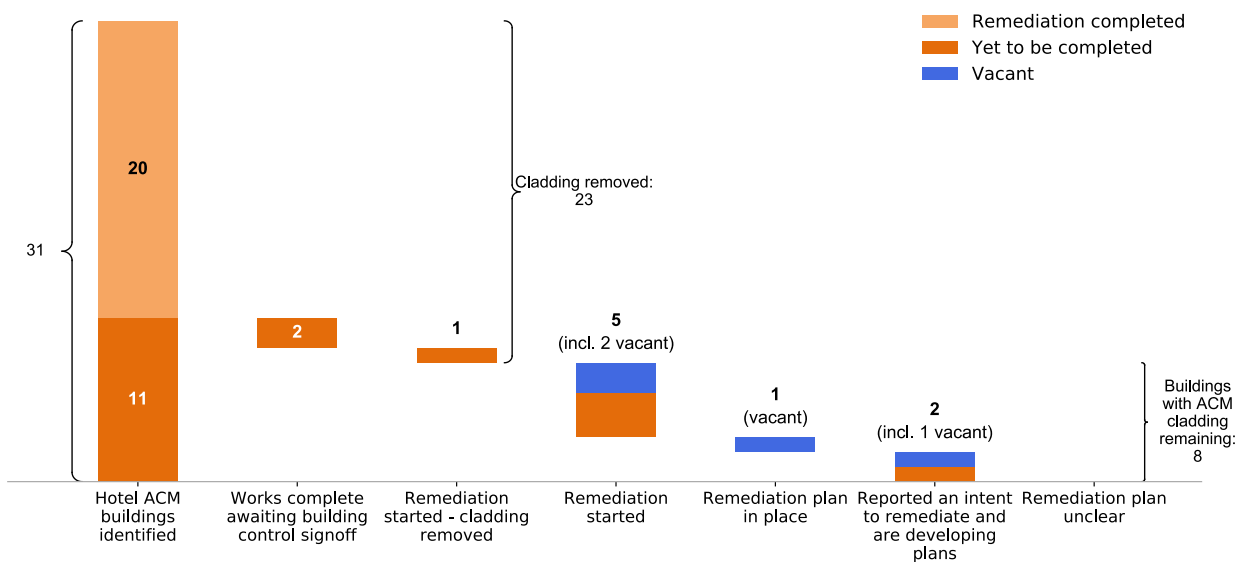
2.6 Hotel remediation

There are 31 high-rise hotels identified with ACM cladding systems unlikely to meet Building Regulations, no change since the end of January. 20 (65%) of these buildings have fully completed remediation, no change since the end of January.

Eight hotels have started remediation. Of these hotels, two have completed works and are awaiting building control sign off and one is known to have had its ACM cladding removed. Overall, 23 hotels have completed remediation or had their ACM cladding systems removed (74% of hotels) – no change since the end of January.

Of the three buildings that are yet to start remediation, latest intelligence is that two buildings are known to be vacant.

Figure 9: 90% of the 31 hotels with ACM cladding have started or completed remediation, with 74% having had their ACM cladding removed.

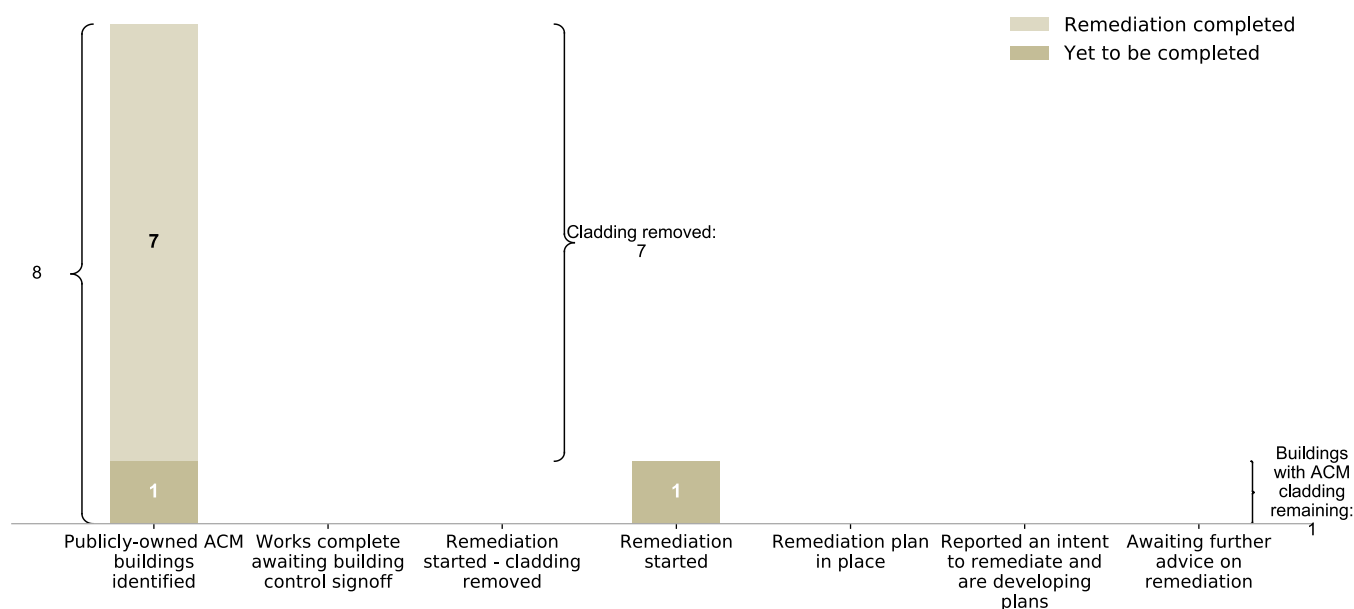


2.7 Publicly owned buildings remediation

There are eight publicly-owned buildings (publicly owned schools and health buildings) identified with ACM cladding systems unlikely to meet Building Regulations, no change since the end of January. Seven of the eight publicly owned buildings have completed remediation works, no change since the end of January. These buildings comprise one school and six health buildings.

Overall, seven publicly owned buildings have completed remediation or had their ACM cladding systems removed (88% of publicly owned buildings). One further publicly-owned building has started remediation.

Figure 10: 100% of the eight publicly-owned buildings with ACM cladding have started or completed remediation.



The Department for Health and Social Care and Department for Education are working with building owners on appropriate remediation work whilst considering building users' needs.

2.8 Remediation by area

Figure 11 shows remediation progress for the areas of London, Greater Manchester and the Rest of England¹⁴. This breakdown has been provided for London and Greater Manchester as both areas contain large clusters of high-rise residential and publicly owned buildings with ACM cladding systems unlikely to meet Building Regulations and both have a cross-local authority approach to high-rise building safety.

Overall, there are 268 high-rise residential and publicly owned buildings identified with ACM cladding systems unlikely to meet Building Regulations in London, 72 in Greater Manchester and 141 in the Rest of England. Remediation is complete for 151 buildings in London (56% of all buildings identified in London), 45 buildings in Greater Manchester (63%), and 113 buildings in the Rest of England (80%).

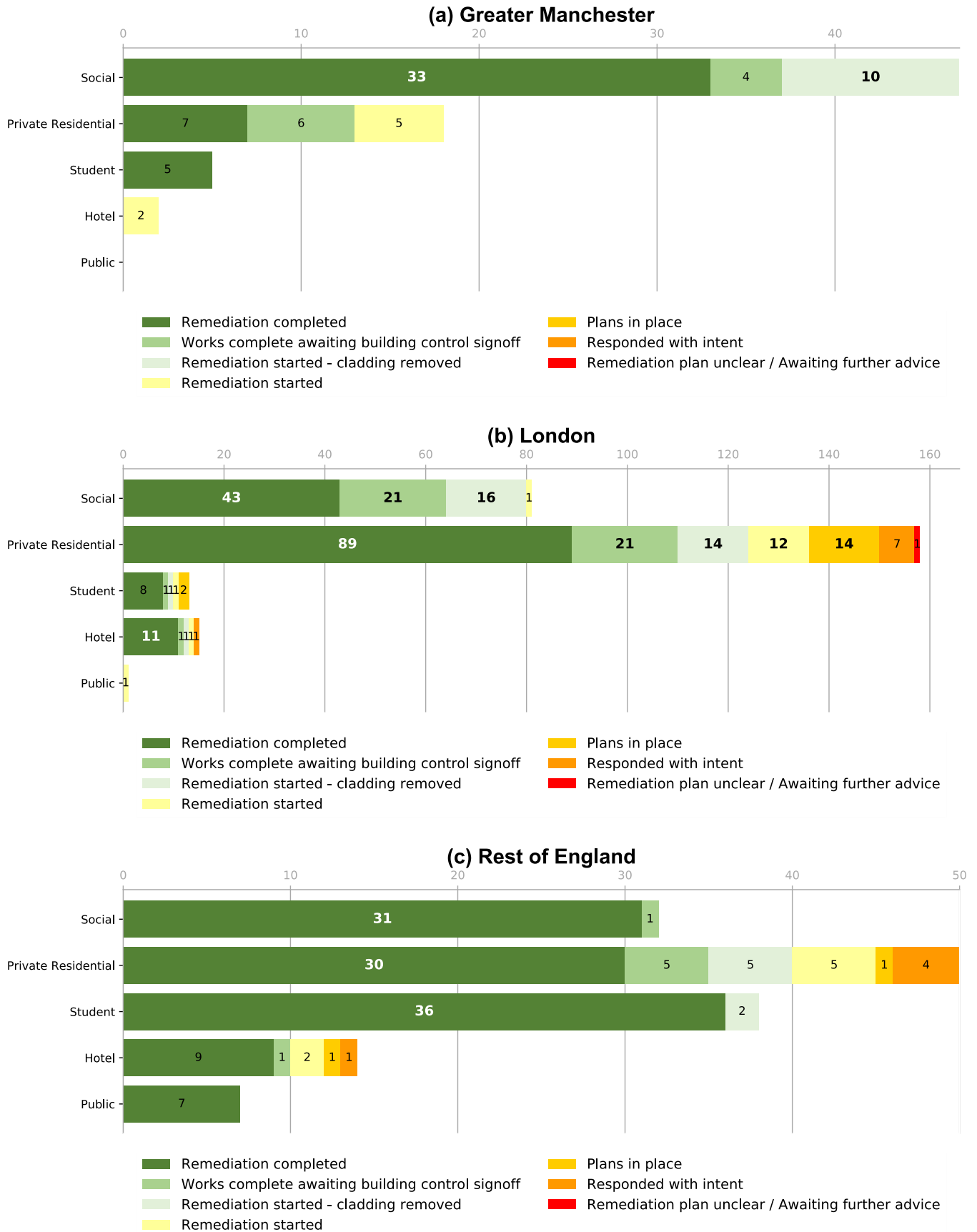
92 buildings in London have started to be remediated (34%). Of these, 32 are known to have had their ACM cladding removed, though remediation is not yet complete, and a further 44 have completed works and are awaiting building control sign off. In Greater Manchester, 27 buildings have started remediation (38%). Of these, 10 have had their ACM cladding removed, though remediation is not yet complete, and 10 further buildings have completed works and are awaiting building control sign off. In the Rest of England, 21 buildings have started remediation (15%). Of these, seven buildings have had their ACM cladding removed, though remediation is not yet complete, and a further seven have completed works and are awaiting building control sign off.

The tenure profile of the buildings varies across the three areas. These differences should be considered when comparing remediation progress between areas. [WebTable 6](#) shows remediation progress by tenure for Greater Manchester, London and the Rest of England.

Information on the remediation progress in local authorities is available in [WebTable 3](#) published alongside this release. This table excludes local authorities with fewer than 10 high-rise residential buildings, regardless of whether they have cladding, and groups local authority figures into bands. These disclosure control measures are in place to prevent the identification of one or more buildings with ACM cladding systems unlikely to meet Building Regulations in these areas.

¹⁴ The analysis for London incorporates the 32 London boroughs and the City of London: Barking and Dagenham, Barnet, Bexley, Brent, Bromley, Camden, City of London, Croydon, Ealing, Enfield, Greenwich, Hackney, Hammersmith and Fulham, Haringey, Harrow, Havering, Hillingdon, Hounslow, Islington, Kensington and Chelsea, Kingston upon Thames, Lambeth, Lewisham, Merton, Newham, Redbridge, Richmond upon Thames, Southwark, Sutton, Tower Hamlets, Waltham Forest, Wandsworth and Westminster.

Figure 11: 56% of all buildings identified in London have completed remediation compared to 63% in Greater Manchester and 80% in the Rest of England.



3. Remediation Funding and Interventions

3.1 Remediation Intervention Overview

DLUHC has taken a series of measures to ensure that remediation occurs quickly and safely. This has included £600 million in funding for ACM remediation projects; £400 million for the remediation of social sector residential buildings and £200 million for private sector residential buildings. The funding ensures that leaseholders in private sector buildings, as well as any in social sector buildings, are protected from the costs of ACM remediation. The Department also provides expert construction advice for entities responsible for remediation; engages with building owners, local authorities and Fire and Rescue Services to ensure the pace of remediation is as quick as possible; and provides support for enforcement action against buildings slow to remediate unsafe ACM cladding. Further information and data on these interventions is set out in the sections below.

As at 28 February 2022, 255 buildings had their ACM remediation funded by government¹⁵, 187 buildings had benefitted from expert construction advice and at least 65 enforcement actions had been taken against buildings with ACM cladding systems unlikely to meet Building Regulations. Many of these buildings have received multiple interventions implemented.

The government has also made £35 million available to pay for the costs of installing an alarm system in high-rise buildings with unsafe cladding through the [Waking Watch Relief Fund](#). Further information and data on this fund is set out in Section 3.5. A further £27 million has been made available to replace Waking Watch measures in all buildings where a Waking Watch is in place at cost to leaseholders through the [Waking Watch Replacement Fund](#). Data will be published in a future publication once ready.

3.2 Funding ACM Remediation

The government has made £600 million available for the remediation of unsafe ACM on social and private sector residential buildings 18 metres or over through the Social and Private Sector ACM Cladding Remediation Funds.¹⁶ 253 buildings are receiving or have received funding for their remediation from these funds. We estimate that around 13,500 leasehold dwellings will receive support through these funds. The information below includes the amount of funding approved by both funds as well as fund expenditure.

Social Sector Remediation Funding

The government has made £400 million available for the remediation of unsafe ACM on social sector residential buildings 18 metres or over. Funding for the remediation of 143 of the 160 social sector buildings is provided from the government's Social Sector ACM Cladding Remediation

¹⁵ This includes two buildings funded through the Building Safety Fund.

¹⁶ This includes a 30cm tolerance so buildings between 17.7m and 18m in height are eligible to apply for funding.

Fund (launched on 16 May 2018 to help remediate social sector residential buildings). As of 28 February 2022, the Social Sector ACM Cladding Remediation Fund has approved £277 million of funding for the removal and replacement of unsafe ACM.¹⁷ As of 31 December 2021 the Social Sector ACM Remediation Fund's expenditure stood at £170 million.¹⁸

Remediation works for the remaining 17 buildings are being funded through a combination of existing funds and litigation action – [WebTables](#) 4 and 5 provide further information on the funding of ACM remediation.

Private Sector Remediation Funding

Remediation works for almost half of private sector residential buildings are being paid for by building owners or other industry funding solutions. Developers or freeholders have committed to pay for the remediation of 89 buildings and 21 were accepted under a warranty claim. To protect leaseholders from the costs of remediation, the Private Sector Remediation Fund has made £200 million of funding available to ensure buildings lacking a funding solution could be quickly remediated. DLUHC is working closely with those responsible for the remediation of the remaining four buildings without a funding solution in place to progress remediation and protect leaseholders from costs.

On 9 May 2019, the government [announced](#) its commitment to fund the remediation of high-rise private sector residential buildings with ACM cladding systems unlikely to meet Building Regulations, where a funding solution was not already in place, and [published](#) guidance in July 2019. The private sector remediation fund will help protect leaseholders from bearing the costs of ACM remediation. As of 12 September 2019, eligible private sector building owners were able to formally submit their applications for funding for ACM remediation.

Applications may be one of the following types:

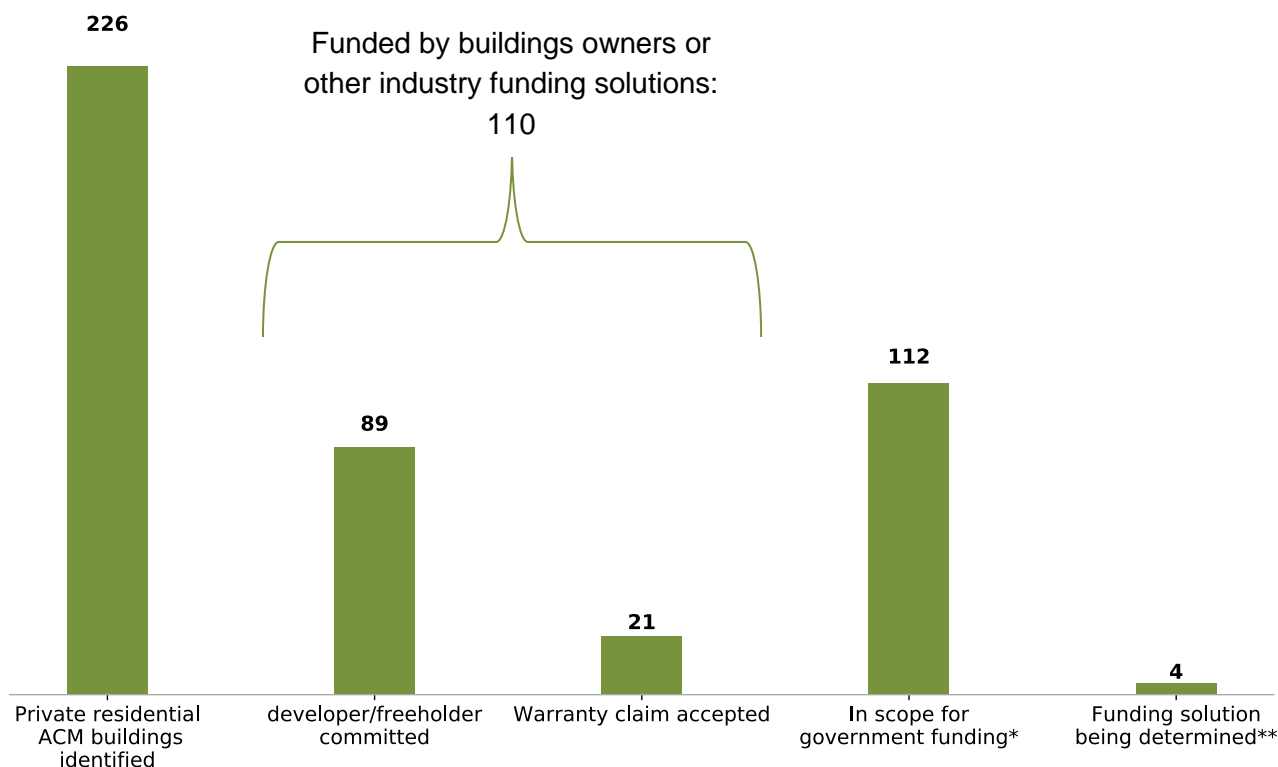
- Eligibility applications: applicants may provide information to confirm that the building will be eligible for funding. Fuller information on costs will be provided in the following application stages.
- Pre-contract costs applications: in some cases applicants may require initial funding to allow them to tender for the ACM remediation work and submit a full cost application.
- Full-cost applications: this includes the full cost of ACM remediation work once the applicant has completed a tendering exercise.

Pre-contract and full-cost applications do not require a separate eligibility application. Once an application of any type is received, the information is reviewed, and due diligence undertaken, before the application is approved.

¹⁷ The approved figure for the Private and Social Sector funds incorporates tendering support for applicants and approved project cost overrun.

¹⁸ Social Sector ACM Cladding Remediation Fund expenditure will be updated on a quarterly basis.

Figure 12: 98% of the 226 private sector residential buildings have a funding solution in place with almost half of all private sector buildings funded by building owners or other industry funding solutions.



*This includes buildings funded through the Private Sector Remediation Fund and the Building Safety Fund.

**The Department continues to work with those responsible for these buildings to progress remediation and to protect leaseholders from the cost of remediation.

As of 28 February 2022, 110 buildings were in scope for the Private Sector Remediation Fund, no change since the end of January. Of these, 105 have submitted an application and five buildings are preparing an application.¹⁹ 96 applications have been approved for funding of full costs (no change since the end of January). A further five applications have been approved for funding of pre-contract support but are yet to submit an application for full costs.²⁰ Overall, there have been 37 applications approved for pre-contract support.

The government has made £200 million available for the remediation of unsafe ACM on private sector residential buildings 18 metres or over. As of 28 February 2022, the Private Sector ACM Cladding Remediation Fund has approved £187 million²¹ for the removal and replacement of

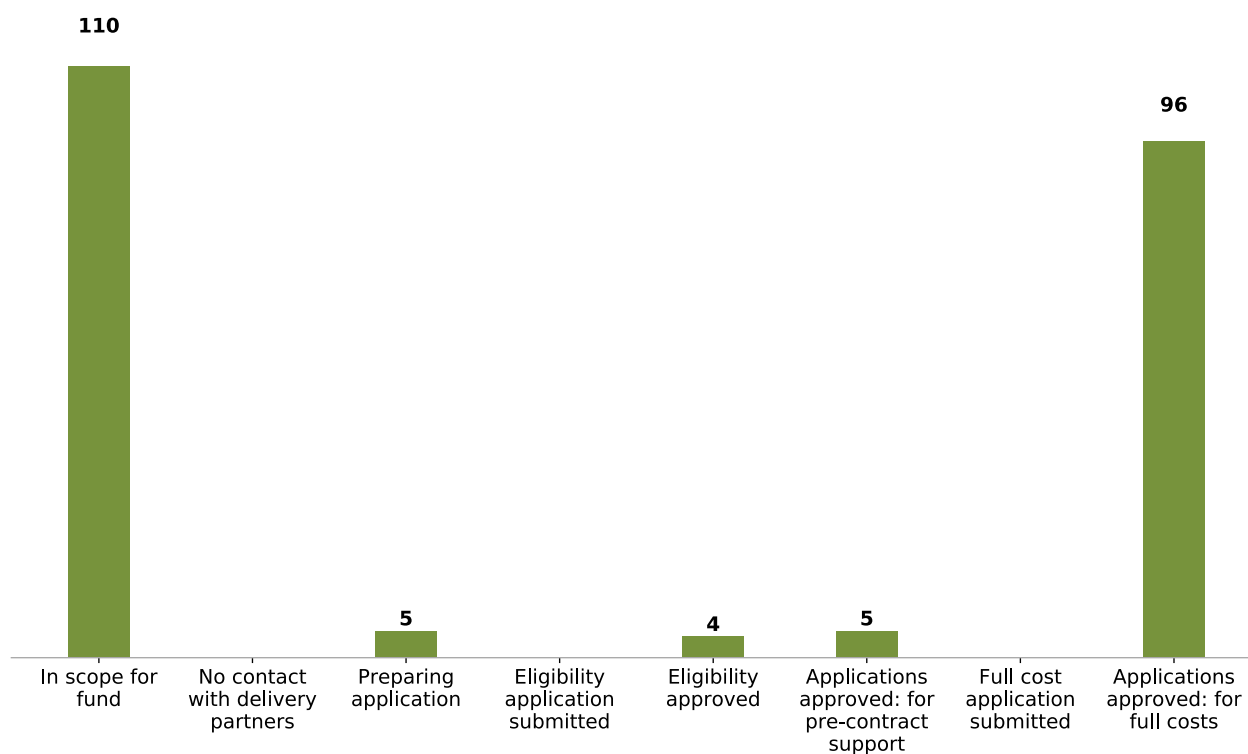
¹⁹ Delivery partners provide weekly updates on buildings applying to and approved for the Private Sector Cladding Remediation Fund. The information used for the monthly data release is from the latest update at the point of production.

²⁰ Due to changes in reporting, private sector funding categories presented in Figure 13 are not comparable with those published prior to the June 2020 data release.

²¹ The amount of funding approved by the Private Sector Cladding Remediation Fund has decreased from £188 million as at 31 January 2022 due to the re-apportionment of funding for non-ACM remediation works to the Building Safety Fund for one building.

unsafe ACM.²² As of 31 December 2021, the Private Sector ACM Remediation Fund's expenditure stood at £119 million.²³ This figure includes spend for non-ACM works on buildings with unsafe ACM cladding funded through the Private Sector ACM Remediation Fund.

Figure 13: Of the 110 buildings in scope for the Private Sector Remediation Fund, 87% have a full cost application submitted or approved.²⁴



Of the 112 private sector buildings in scope for government funding, including those receiving funding for ACM remediation works through the Building Safety Fund, 90 buildings have started or completed remediation (80% of all buildings in scope for government funding). Of these buildings, 34 have fully completed remediation and 40 further buildings have had their ACM cladding systems removed, including 24 buildings that have completed works and are awaiting building control sign off.

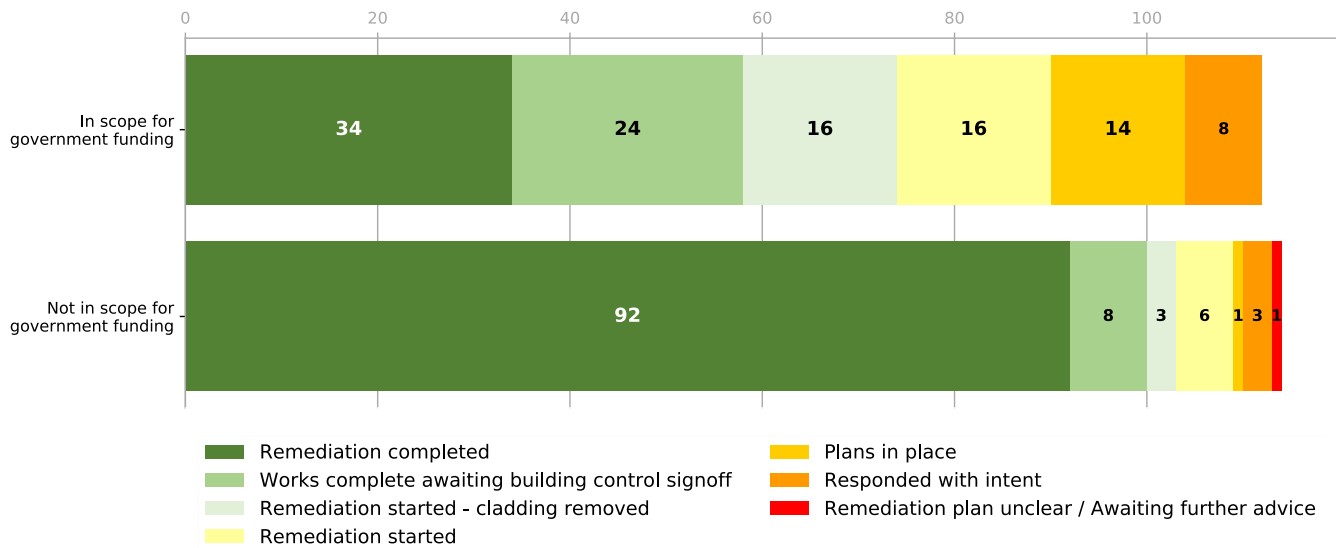
Of the 114 private sector buildings not in scope for government funding, 109 buildings have started or completed remediation (96% of all private buildings not in scope for government funding). Of these, 92 have fully completed remediation and a further 11 have had their ACM cladding systems removed, including eight buildings that have completed works and are awaiting building control sign off.

[WebTables 4 and 5](#) provide further information on the funding of ACM remediation

²² The approved figure for the Private and Social Sector funds incorporates tendering support for applicants and approved project cost overrun. This figure reflects funding for the costs of remediation of unsafe ACM cladding only. Statistics on Non-ACM cladding remediation funding are now being reported separately and are available [here](#).

²³ Private Sector ACM Cladding Remediation Fund expenditure will be updated on a quarterly basis.

Figure 14: Of the 114 (50%) private sector buildings not having their remediation funded by government, 96% have started or completed remediation.



3.3 Expert Construction Advice

Within the ACM remediation programme 187 buildings have received, or are receiving, dedicated expert construction advice from the firm Faithful and Gould. The expert construction advice provides additional expert capability to help oversee remediation progress by identifying and overcoming obstacles in a building's individual remediation process. Each building supported by Faithful and Gould is allocated a remediation advisor who provides guidance and assistance to the entity responsible for remediation. Faithful and Gould's support has helped increase the pace of remediation and ensure that remediation is started and completed as swiftly as possible.

3.4 Enforcement

The Government supports local authorities and fire and rescue services in the use of their enforcement powers against buildings with unsafe cladding systems. Enforcement action has been, or is being, taken against at least 65 buildings with unsafe ACM cladding (and, in many other cases, the threat of enforcement action has been effective in triggering building owners to act). 16 of the 65 cases of enforcement are against buildings currently yet to start remediation.

Local Authorities' Enforcement Powers

Local Authorities have powers, under the Housing Act 2004, to calculate the seriousness of certain hazards and take enforcement action against building owners or landlords based on their assessment. The Housing Health and Safety Rating System (HHSRS) is a risk-based assessment evaluation tool to help local authorities identify and protect against potential risks and hazards to health and safety from any deficiencies identified in residential premises. The HHSRS assesses 29 categories of housing hazard— including fire – on the potential for harm that may result from exposure to the hazard. Each hazard has a weighting which will help determine whether the property is rated as having risks which are either category 1 or category 2. Where a risk is deemed to be category 1, a local authority has a duty to take enforcement action; where a risk is deemed to be category 2, an authority has the power to take action. In 2018, the Department laid an addendum to the HHSRS Operating Guidance to provide guidance on the assessment of high-rise residential buildings with unsafe cladding.

Local Authorities' Enforcement Actions

Enforcement action has been, or is being, taken under the Housing Act against 43 buildings with unsafe ACM cladding by 20 local authorities. This includes 23 buildings with Joint Inspection Team support. The Joint Inspection Team was set up by the department, and is hosted by the Local Government Association, to provide expert advice to local authorities on enforcement on buildings with unsafe cladding. Of the 43 buildings where a local authority had undertaken an inspection, we are aware that 22 had a Category 1 HHSRS rating and 19 buildings had a Category 2 HHSRS rating. Of the 43 cases, we are aware that at least 26 improvement notices and 8 hazard awareness notices have been served to date. We understand that 6 of the 26 improvement notices have been subject to appeals.

Escalation

The department engages with building owners, local authorities, and fire and rescue services, to press them to accelerate pace of remediation. London has a large number of buildings with ACM cladding systems unlikely to meet Building Regulations so Ministerial-led London Summits have been convened with the Mayor and key local authority Leaders and the Commissioner of the London Fire Brigade to agree an action plan for accelerating the remediation of buildings. Alongside

these Summits, the department also holds case conferences to discuss specific buildings of greatest concern with the relevant local authorities and fire and rescue services to agree action plans for these buildings.

Corporate entities yet to start remediation works

The department publishes a list of corporate entities that have indicated to the department that they are responsible for the remediation of unsafe aluminium composite material (ACM) cladding, but where remediation works have not started on at least one of their buildings. The entities are the department's main contact for the remediation of a specific building, or we understand that they are the decision makers on remediation (though they may have other entities working on their behalf).

The following corporate entities have yet to start on site remediation works:

- Adriatic Land 5 Limited
- Betterpride Limited
- HEB Apartments Limited
- HEB Commercial Limited
- Old House Group Limited
- Rockwell (FC100) Limited
- Rocquefort Properties Limited
- Tonenest Limited

This [list](#) is updated periodically.

28 corporate entities in total have been named throughout the Building Safety Programme.

3.5 Waking Watch Relief Fund

The government has made £35 million available to pay for the costs of installing an alarm system in buildings with unsafe cladding through the [Waking Watch Relief Fund](#). Common alarm systems will enable costly Waking Watch measures to be replaced in buildings waiting to have unsafe cladding removed. The first tranche of the Waking Watch Relief Fund opened from 31 January 2021 to 14 March 2021, or from 18 March 2021 to 30 April 2021 for applications administered by the Greater London Authority (GLA). The second tranche opened on 26 May 2021 and closed on 24 June 2021. The third tranche opened on 16 September 2021 and closed on 10 December 2021. Prior to the inclusion of Waking Watch Relief Fund information in the October 2021 data release, this information was published monthly alongside the [Waking Watch Relief Fund guidance](#).

As of 28 February 2022, £27.5 million of funding has been approved across all three tranches of the Waking Watch Relief Fund. 330 applications have been received covering 469 buildings. Of these, 216 applications have been approved which will enable Waking Watch measures to be replaced with an alarm system in 324 buildings, or an estimated 25,100 leasehold dwellings. On average Waking Watch measures in buildings with approved applications have a mean cost of £167 per month per dwelling or a median cost of £104 per month per dwelling.²⁵

A further 96 applications have been rejected and 16 applications have been withdrawn. The remaining two applications are currently awaiting a decision.

Table 7: 330 applications have been received across all tranches of the Waking Watch Relief Fund, of which 216 are approved.
England, 28 February 2022

Application status	1 st Tranche ²⁶	2 nd Tranche	3 rd Tranche	Total
Approved	155	27	34	216
Rejected	50	32	14	96
Withdrawn	14	1	1	16
Pending	1	0	1	2
Total	220	60	50	330

Table 8: £27.5 million of funding has been approved across all tranches of the Waking Watch Relief Fund, covering 324 buildings.
England, 28 February 2022

	Total for all tranches
Number of buildings	469
Number of approved buildings	324
Amount of funding approved (£ million)	£27.5
Number of completed alarm installations for approved buildings	201

Further information on Waking Watch Relief Fund applications, buildings and approved funding by tranche is available in [WebTable 8](#).

The first tranche of the Waking Watch Relief Fund was administered by eight local/combined authorities alongside DLUHC. Further information on funding allocations by administering authority is available in the [Waking Watch Relief Fund guidance](#). Table 9 shows the progress of

²⁵ Within the data provided there is a large range of Waking Watch costs with some high outliers. Therefore, both the mean and median are reported as large outliers can skew the mean but have little impact on the median. There is some missing data for the Greater London Authority (GLA), Greater Manchester and the second and third tranches administered by DLUHC. Further information is available in the technical note.

²⁶ Two applications for the Greater London Authority (GLA) which were initially approved have now been rejected following further information received. The two rejected applications cover five buildings in total. One further rejected application has been removed from the 1st tranche and it has been re-submitted to the 3rd tranche.

applications by administering authority. Further information on applications administered by each local authority is available in [WebTable 9](#).

**Table 9: Waking Watch Relief Fund applications by administering authority
England, 28 February 2022**

Adminis- tering Authority	Applications	Approved Applications	Rejected Applications	Withdrawn Applications	Pending Applications	Approved funding (£ million)
Birmingham	9	8	1	0	0	£1.6
Bristol	3	2	0	0	1	£0.1
Greater London Authority	110	70	28	12	0	£8.7
Greater Manchester Combined Authority	25	20	5	0	0	£2.5
Leeds	10	9	0	1	0	£1.8
Liverpool	18	17	1	0	0	£1.7
Newcastle	3	3	0	0	0	£0.3
Sheffield	6	5	0	1	0	£0.5
DLUHC (1st tranche)	36	21	15	0	0	£2.7
DLUHC (2nd tranche)	60	27	32	1	0	£3.8
DLUHC (3rd tranche)	50	34	14	1	1	£3.8
Total	330	216	96	16	2	£27.5 ^a

Notes: ^a This figure may not sum due to rounding.

Further information on Waking Watch Relief Fund data quality and methodology is available in the Technical Notes.

Waking Watch Replacement Fund

On 10 January 2022 the government announced a further £27m to fund alarms to replace costly Waking Watch measures in all buildings where a Waking Watch is in place at cost to leaseholders. The Waking Watch Replacement Fund opened for all applicants on 27 January and will close on 28 March 2022. Information of the progress of the Waking Watch Replacement Fund will be published in a future publication.

Accompanying tables

DLUHC publishes [nine data tables](#) to accompany this Data Release:

- Table 1 Number of buildings identified with ACM cladding systems unlikely to meet Building Regulations, by tenure
- Table 2 Remediation status of buildings with ACM cladding systems unlikely to meet Building Regulations, by tenure
- Table 3 ACM remediation progress by local authority
- Table 4 ACM remediation progress by sources of funding
- Table 5 Remediation of ACM buildings funded by the Private Sector Remediation Fund within and outside of London.
- Table 6 ACM remediation progress by tenure for Greater Manchester, London and the Rest of England.
- Table 7 ACM remediation progress by date identified with unsafe ACM cladding and tenure
- Table 8 Waking Watch Relief Fund applications, buildings and approved funding by tranche
- Table 9 Waking Watch Relief Fund applications, buildings and approved funding by administering authority

Previously, DLUHC published a [table](#) on samples received by BRE for testing which has been discontinued as of October 2019 (see Technical Notes). The data [table](#) of descriptions of large-scale system tests undertaken by the BRE and the number of buildings with similar cladding systems was discontinued in November 2020.

Please see the accompanying technical notes document for further details. This can be found at <https://www.gov.uk/government/publications/building-safety-programme-monthly-data-release-february-2022>

Information on Official Statistics is available via the UK Statistics Authority website: <https://www.statisticsauthority.gov.uk/>

Information about statistics at DLUHC is available via the Department's website: <https://www.gov.uk/government/organisations/department-for-levelling-up-housing-and-communities/about/statistics>



© Crown copyright, 2022

Copyright in the typographical arrangement rests with the Crown.

You may re-use this information (not including logos) free of charge in any format or medium, under the terms of the Open Government Licence. To view this licence visit <http://www.nationalarchives.gov.uk/doc/open-government-licence/version/3/>

This document/publication is also available on our website at <http://www.gov.uk/dluhc>

If you have any enquiries regarding this document/publication, complete the form at <http://forms.communities.gov.uk/> or write to us at:

Department for Levelling Up, Housing and Communities
Fry Building
2 Marsham Street
London
SW1P 4DF
Telephone: 030 3444 0000

For all our latest news and updates follow us on Twitter: <https://twitter.com/luhc>
March 2022