

Freedom of Information Statistics in Central Government for Q2 2021

This bulletin presents headline statistics for Freedom of Information (FOI) requests in central government for April to June 2021 (Q2), including key breakdowns by monitored body.

Key statistics:

From April to June 2021 there were **12,983 FOI requests received** across all monitored bodies*. This is an increase of 3,778 (+41.0%) from the same quarter in 2020 and represents the largest number of FOI requests received in Q2 since recording began in 2005.

Across all monitored bodies, **87% of requests were responded to in time**, up from 84% in Q2 2020.

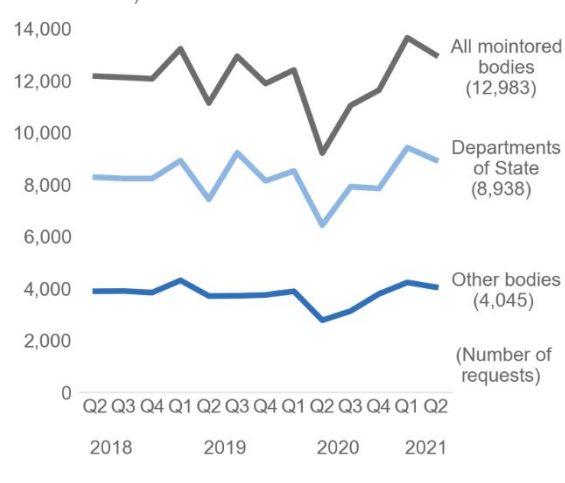
Of the 12,983 FOI requests received, 9,605 were resolvable. Of these, **38% were granted in full**, up from 37% from the same period in 2020 and **37% were withheld in full**, up from 36% from the same period in 2020. The remaining resolvable requests were not yet processed or were partially withheld.

Of the 4,891 requests withheld in full or in part, 30% were withheld due to the cost of response exceeding the limit, 4% were withheld as vexatious or repeated, and the remaining 66% fell under other exemptions.

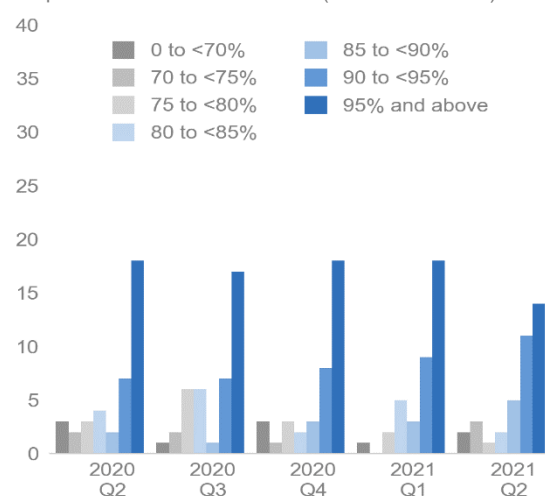
Coronavirus (COVID-19)

Quarterly data over the last year are affected by the coronavirus (COVID-19) pandemic in the UK. Use caution when interpreting more recent data and comparing with pre-pandemic time periods. More information is available in the notes section on page 11.

Volume of FOI requests by quarter since Q2 2018 (see Worksheet 2)



Number of monitored bodies by their percentage of responses to requests in time since Q2 2020 (see Worksheet 4)



Cabinet Office



Q2 April to June 2021

Published 15 September 2021

Revised 15 December 2021

Next publication in December 2021

Contacts

Lead Statistician: George Ball

Email: foistatistics@cabinetoffice.gov.uk

Press enquiries: Josh Mines

Tel: 079 3551 8461

Email: josh.mines@cabinetoffice.gov.uk

Contents

Introduction 2

Volume of requests 3

Timeliness of response 4

Outcomes of requests 5-7

Use of exemptions 8

Scope of monitoring 9

Notes 10-11



* A full list of monitored bodies included in these statistics is provided on page 9

Introduction

The FOI Act 2000¹ and the associated Environmental Information Regulations² 2004 allow individuals to request information from public bodies.

This bulletin presents FOI statistics for 38 central government bodies, including all major Departments of State, and a number of other bodies with significant regulatory, policy-making or information handling functions. A listing of all monitored bodies and associated acronyms is included in the section on scope at the end of this bulletin.

The quarterly statistics report on:

- The initial handling of FOI requests
- The number received during the quarter
- The timeliness of issuing a substantive response
- The rates of disclosure of requested information
- The exemptions applied when withholding information

Corrections and Revisions

Monitored bodies review the figures provided in the quarterly monitoring, and may make internal revisions to the statistics after publication. The revised figures are then included in the annual end of year monitoring. As a result, the quarter to quarter statistics will not always sum to the annual figures. Where departments have made revisions to quarterly figures these will be noted in the statistical tables published in the annual report.

Further analysis and methodology

Summary information on the scope and methodology of monitoring is available at the end of this bulletin, with full details available in the quality and methodology information document³ published on the gov.uk website, along with previous versions of this bulletin: <https://www.gov.uk/government/collections/government-foi-statistics>

National Statistics

Freedom of Information statistics are designated National Statistics in accordance with the Statistics and Registration Service Act 2007. National Statistics status means that official statistics meet the highest standards of trustworthiness, quality, and public value.

All official statistics should comply with the Code of Practice for Official Statistics⁴. They are awarded National Statistics status following an assessment by the UK Statistics Authority's regulatory arm. The Authority considers whether the statistics meet the highest standards of Code compliance, including the value they add to public decisions and debate. FOI statistics were most recently assessed by the Authority during 2016, with continuing designation granted in June 2017.

Request for Feedback

We always welcome user feedback on our publications. We can be contacted at: foistatistics@cabinetoffice.gov.uk

¹ Full text of the FOI Act:
www.legislation.gov.uk/ukpga/2000/36/contents

² Full text of the EIR regulations:
www.legislation.gov.uk/uksi/2004/3391/made

³ Quality and Methodology Information Document:
https://assets.publishing.service.gov.uk/government/uploads/system/uploads/attachment_data/file/609515/FOI_Statistics_Quality_and_Methodology_Information_document.pdf

⁴ Code of Practice for Official Statistics:
<https://code.statisticsauthority.gov.uk/>

Volumes

See Tables 1, 2

From April to June 2021 there were **12,983 FOI requests received** across all monitored bodies. This is an increase of 3,778 (+41.0%) from the same quarter in 2020 and represents the largest number of FOI requests received in Q2 since recording began in 2005.

The majority (8,938) of these requests were at Departments of State, with the remaining 4,045 being received by other monitored bodies.

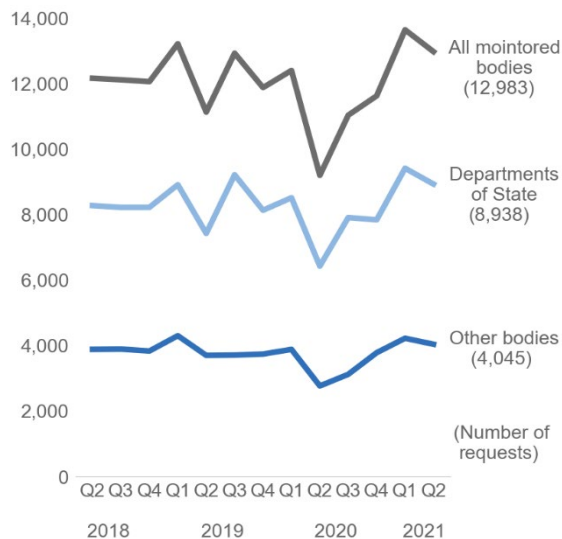
The Department for Health and Social Care, the Ministry of Defence, the Ministry of Justice, and the Home Office accounted for just under half (48%) of requests to Departments of State; while the Health and Safety Executive, National Archives and HM Revenue & Customs accounted for 61% of requests to other monitored bodies.

The National Archives had the largest increase in requests (+398) amongst all monitored bodies compared to the same period in 2020, followed by the Ministry of Defence (+393). Six of the monitored bodies recorded fewer requests than in Q2 2020, with Rural Payments Agency (-15) recording the largest decrease.


Statistical Note

Comparisons are made to the same period in the previous year rather than the previous quarter due to consistent differences in the volume of requests per quarter each year.

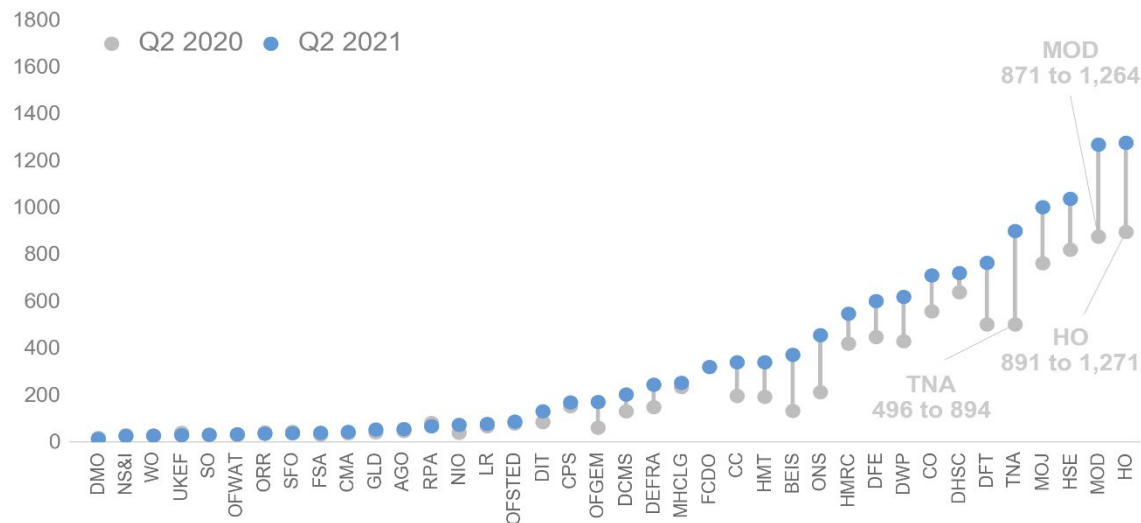
Volume of FOI requests by quarter since Q2 2018 (see Worksheet 2)



Proportion of FOI requests across all monitored bodies in Q2 April to June 2021 (see Worksheet 1)



Volume of FOI requests across all monitored bodies in Q2 April to June 2021 compared to in Q2 April to June 2020 (see Worksheet 2)



Timeliness

See Tables 3, 4

Timeliness

The FOI Act requires public bodies to respond to requests for information in a timely manner.

'In time' responses are those processed within the statutory deadline (20 working days) or subject to a permitted deadline extension, including:

- Additional time for public interest tests under the FOI act.
- Extensions under the Environmental Information Regulations for complex requests.
- 10 additional working days for archival records from the National Archives.

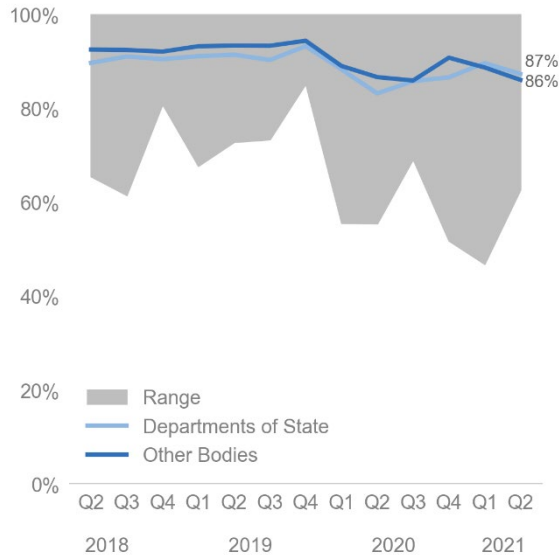
Across all monitored bodies, **87% of requests were responded to in time**, up from 84% in Q2 2020.

- Across all Departments of State, 87% of requests were responded to in time, up from 83% from the same period in 2020.
- Across all other monitored bodies 86% of requests were responded to in time, down from 87% from the same period in 2020.

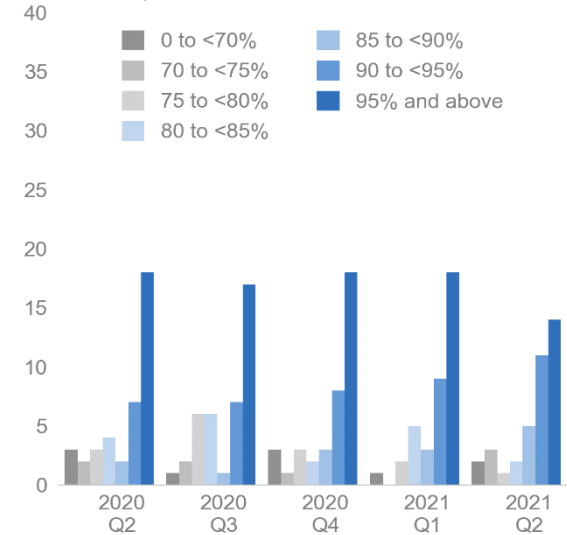
Statistical Note

Where monitored bodies only receive a small number of requests they can demonstrate higher variability in their quarterly statistics.

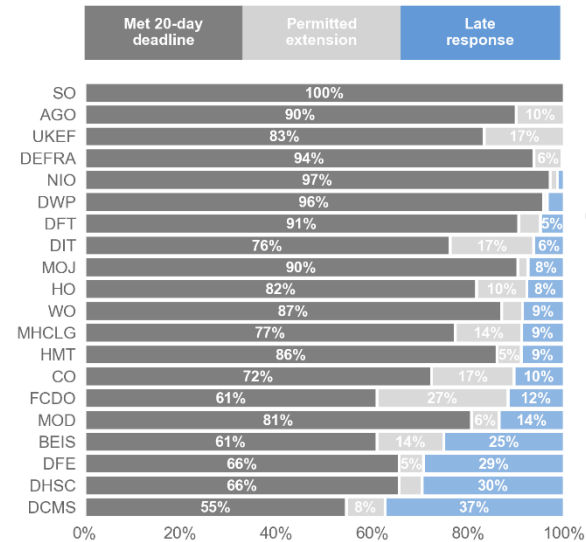
Percentage of responses to FOI requests in time across all monitored bodies since Q2 2018



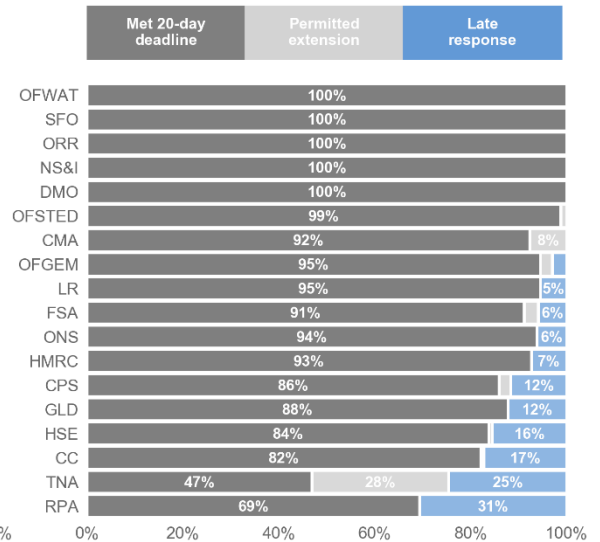
Number of monitored bodies by their percentage of responses to requests in time since Q2 2020 (see Worksheet 4)



Departments of State: Timeliness of response to FOI requests (see Worksheet 3)



Other monitored bodies: Timeliness of response to FOI requests (see Worksheet 3)





Outcomes of FOI requests

Important Note: Additional measures for FOI outcomes

This bulletin provides additional statistics on FOI request outcomes.

Prior to the Q4 2018 bulletin only the headline measure was presented where 'procedural refusals' within the statistics are classified as resolvable requests that have been fully withheld. 'Resolvable requests' are defined as all those where it is possible to make a substantive decision on whether to release the requested information. They exclude requests which are lapsed or 'on-hold', where the information is not held, and where it was necessary to provide advice and assistance, since, in each of these cases, it would not have been possible to resolve the request in the form it was asked.

FOI requests that have been refused for being vexatious or repeated, along with those refused on cost grounds are treated and included in these statistics as resolvable requests that have been 'fully-withheld'. These types of refusals are referred to as 'procedural refusals' in these statistics.

To better understand the impact on the statistics of classifying 'procedural refusals' as resolvable requests that have been 'fully-withheld', additional statistics are now presented on page 7 that excludes 'procedural refusals' from resolvable requests and requests that have been 'fully-withheld'.

The headline statistics for 'resolvable' requests and their outcomes continues to include 'procedural refusals' as requests that have been 'fully-withheld'.

Outcomes

See Table 5, and dataset

12,983 "non-routine"^{**} requests were received in April to June 2021. Of these:

9,605 (74%) were resolvable.

Resolvable requests are those where it was possible to give a substantive decision on whether to release the requested information.

Of these:

- 3,654 were granted in full.
- 4,891 were withheld in full^{**} or in part, where:
 - 163 were vexatious, as defined in Section 14 of the Act.
 - 44 were repeated, as defined in Section 14 of the Act.
 - 1,463 had a cost of response which exceeded the limit as defined in Section 12 of the Act.
 - 3,221 involved information subject to one of the exemptions and exceptions listed under Sections 22-44.
 - 1,060 were not yet processed.

3,373 (26%) requests were not resolvable.

Of these:

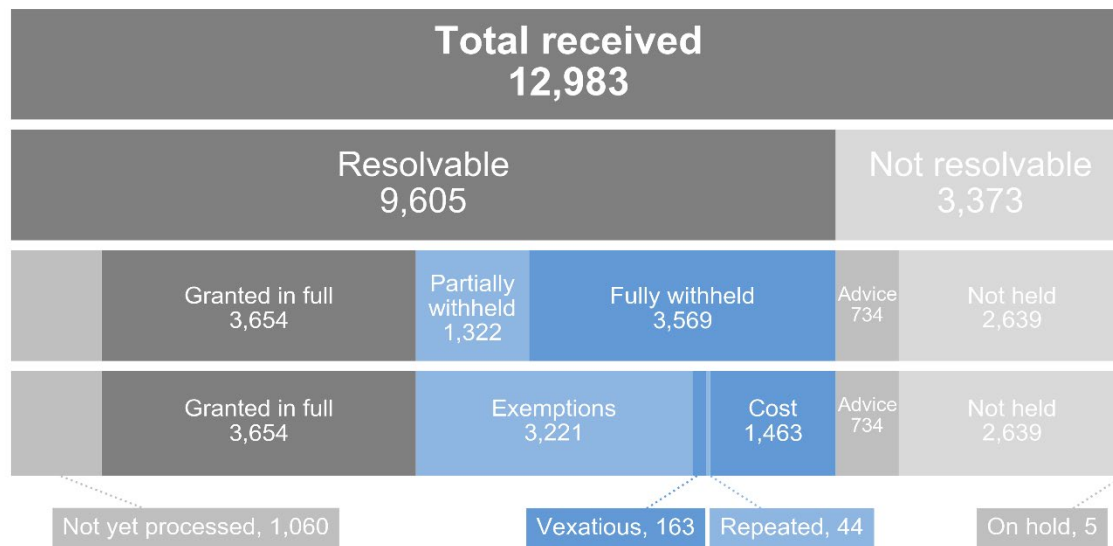
- 734 requests required further clarification prior to responding, and monitored bodies provided "advice and assistance" on how to reformulate the request.
- 2,639 involved information not held by the responding body.

5 (0.0%) were on hold at the time of monitoring.

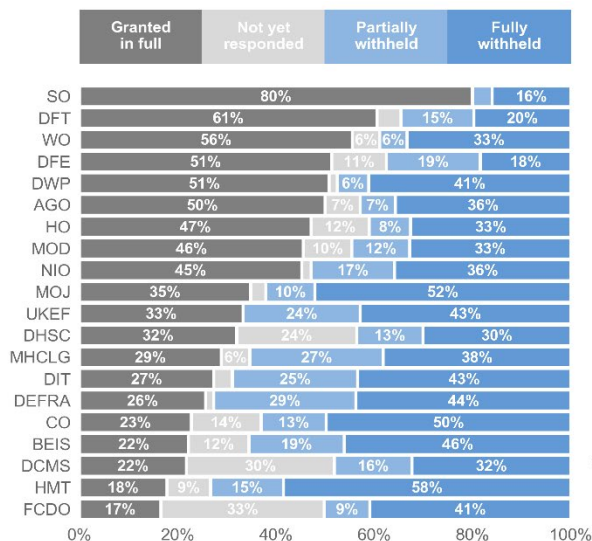
* See definition on page 10

** Fully withheld requests^{*} includes requests which were refused because it was estimated that the cost of complying with the request would exceed the appropriate limit or because the request was considered vexatious or repeated. Please note that requests refused on these grounds may include refusals where information is not held.

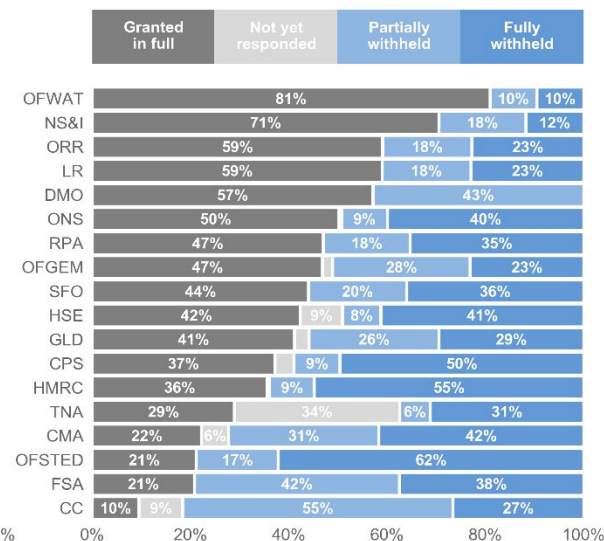
Outcomes of FOI requests received in Q2 April to June 2021 (see Worksheet 5 and dataset)



Departments of State: Outcomes of FOI requests as a percentage of resolvable requests (see Worksheet 5)



Other monitored bodies: Outcomes of FOI requests as a percentage of resolvable requests (see Worksheet 5)



Outcomes

See Table 5, and dataset

12,983 "non-routine"* requests were received in April to June 2021. Of these:

7,935 (61%) were resolvable excluding procedural refusals.

Of these:

- 3,654 were granted in full.
- 3,221 were withheld in full or in part, involving information subject to one of the exemptions and exceptions listed under Sections 22-44.
- 1,060 were not yet processed.

1,670 (13%) were procedural refusals.

Of these:

- 163 were vexatious, as defined in Section 14 of the Act.
- 44 were repeated, as defined in Section 14 of the Act.
- 1,463 had a cost of response which exceeded the limit as defined in Section 12 of the Act.

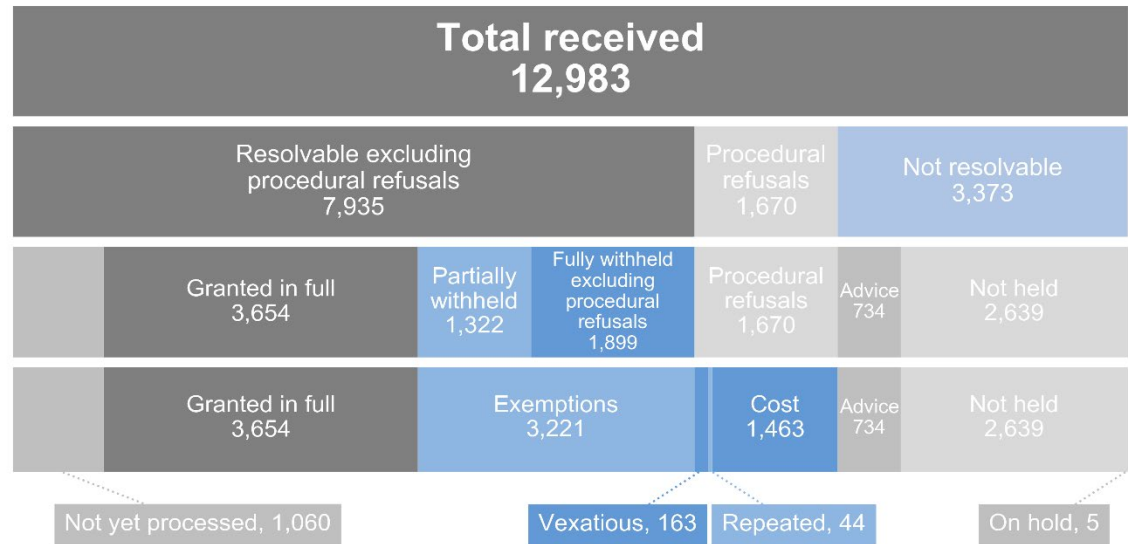
3,373 (26%) requests were not resolvable.

Of these:

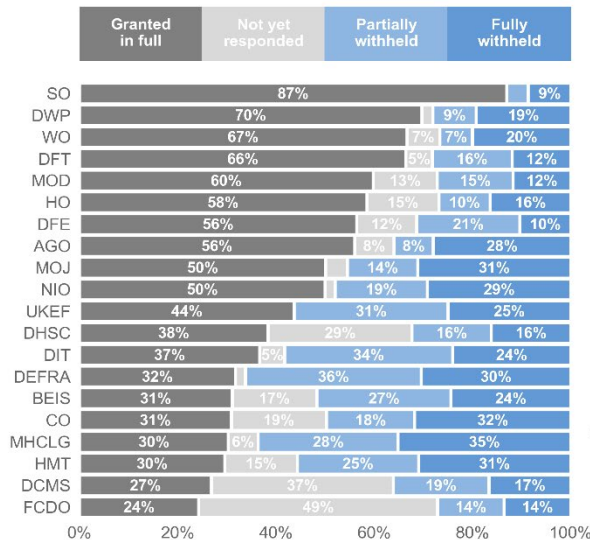
- 734 requests required further clarification prior to responding, and monitored bodies provided "advice and assistance" on how to reformulate the request.
- 2,639 involved information not held by the responding body.

5 (0.0%) were on hold at the time of monitoring.

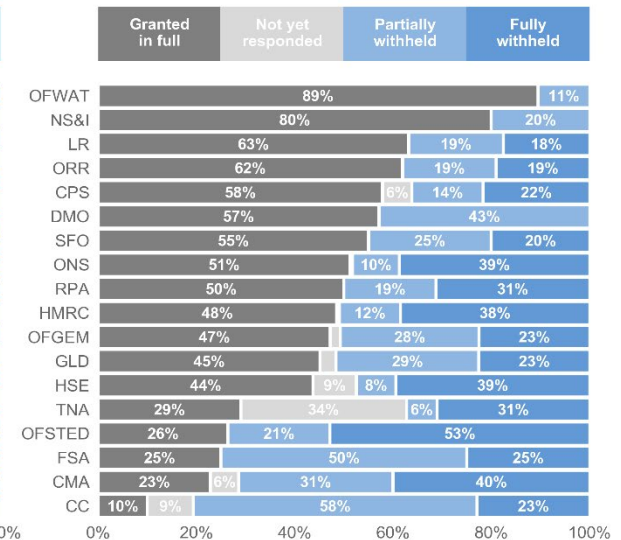
Outcomes of FOI requests received in Q2 April to June 2021 (see Worksheet 6 and dataset)



Departments of State: Outcomes of FOI requests as a percentage of resolvable requests (see Worksheet 6)



Other monitored bodies: Outcomes of FOI requests as a percentage of resolvable requests (see Worksheet 6)



* See definition on page 10

Exemptions

See Table 8 and dataset

Exemptions

Under the FOI Act, public bodies can only refuse to provide requested information that they hold if the information falls under one of the specific exemptions within the Act.

Of the 4,891 requests withheld in full or in part, **30% were withheld due to the cost of response** exceeding the statutory limit, 4% as vexatious or repeated, and the remaining 66% concerned exempt information. Of these, **Section 40 (covering personal information) was by far the most commonly cited**, as in previous quarters.

Section 21

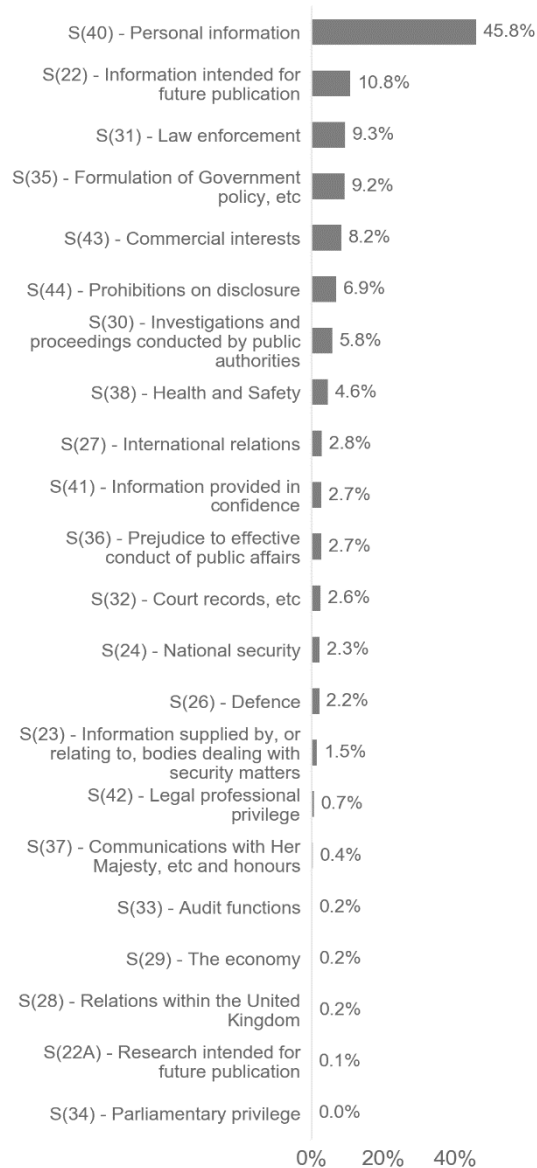
A Section 21 exemption can be used under the FOI Act when information is reasonably available by other means. Requests where a Section 21 exemption was the sole exemption used are reported separately because the FOI Act is not meant to act as a means to access data in the public domain.

Across all monitored bodies 710 requests subject to a Section 21 exemption were reported.

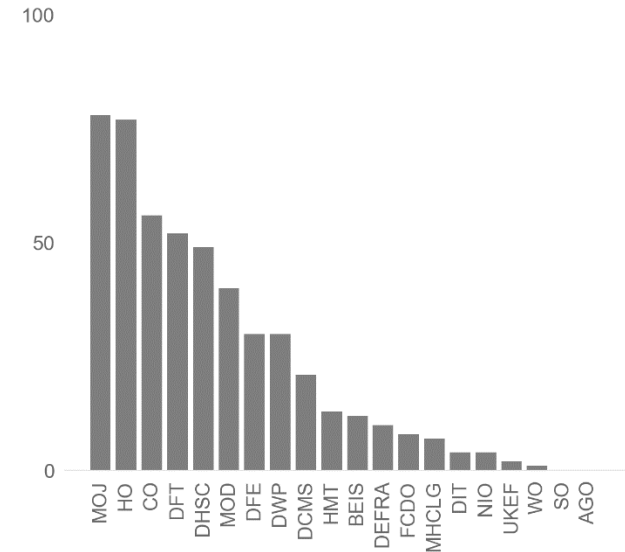
Statistical Notes

Percentages for exemptions may sum to more than 100 as each request may cite multiple exemptions. Requests exempted under Section 21 are not counted in any other figures.

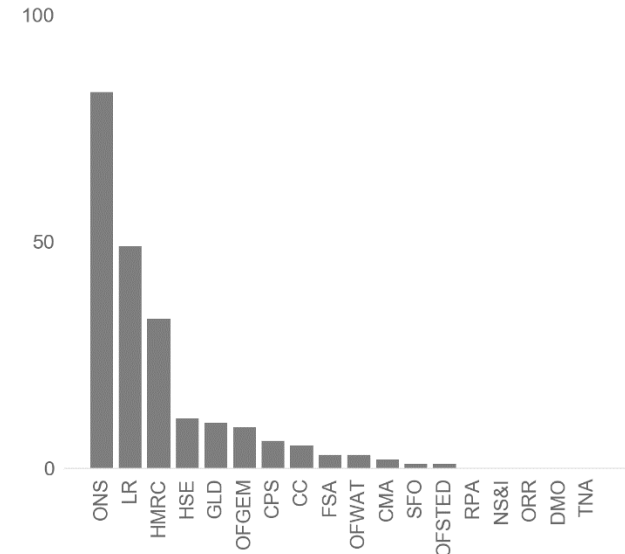
Use of exemptions¹ in Q2 April to June 2021, as a percentage of all exempted requests (see dataset)



Departments of State: Volume of requests subject to a Section 21 exemption in Q2 April to June 2021 (see Worksheet 11)



Other monitored bodies: Volume of requests subject to a Section 21 exemption in Q2 April to June 2021 (see Worksheet 11)



¹ Note that exceptions under EIRs are not included here

Scope of monitoring

Bodies included in centrally monitored statistics

Key					
Departments of State (N=22)	Bodies included in monitoring by parent department (N=23)	Department for Environment Food and Rural Affairs (DEFRA)	Rural Payments Agency (RPA)	Ministry of Defence (MOD)	Defence Electronics and Components Agency
Other Monitored bodies (N=13)	Bodies monitored seperately from parent department (N=5)		Animal and Plant Health Agency		Defence Equipment and Support
	Unmonitored bodies (N=22)	Centre for Environment, Fisheries and Rural Affairs	Defence Science and Technology Laboratory		
Attorney General's Office (AGO)	Crown Prosecution Service (CPS)	Veterinary Medicines Directorate	Submarine Delivery Agency		
	Serious Fraud Office (SFO)	Department for International Trade (DIT)	UK Hydrographic Office		
Business, Energy and Industrial Strategy (BEIS)	Crown Prosecution Service Inspectorate	Department for Transport (DFT)	Driver and Vehicle Licensing Agency	Ministry of Justice (MOJ)	HM Courts and Tribunals Service
	Advisory Conciliation and Arbitration Service		Driver and Vehicle Standards Agency		Legal Aid Agency
	Companies House		Maritime and Coastguard Agency		HM Prison and Probation Service
	Insolvency Service		Vehicle Certification Agency		The Office of the Public Guardian
	Met Office		Health and Safety Executive (HSE)	Criminal Injuries Compensation Authority	
Cabinet Office (CO)	UK Intellectual Property Office	Department for Work and Pensions (DWP)	Northern Ireland Office (NIO)		
	UK Space Agency	Department for Health and Social Care (DHSC)	UK Export Finance (UKEF)		
		Medicines and Healthcare Products Regulatory Authority	Scotland Office (SO)		
Ministry of Housing, Communities and Local Government (MHCLG)	Crown Commercial Service	UK Health Security Agency	Wales Office (WO)		
	Government Equalities Office	Foreign, Commonwealth and Development Office (FCDO)	HM Revenue and Customs (HMRC)	Valuation Office	
Department for Digital, Culture Media and Sport (DCMS)	Government Property Agency		Charity Commission (CC)	Competitions and Marketing Authority (CMA)	
	Planning Inspectorate		Food Standards Agency (FSA)	Government Legal Department (GLD)	
Department for Education (DFE)	Queen Elizabeth II Conference Centre		The National Archives (TNA)	Office for National Statistics (ONS)	
	Education and Skills Funding Agency		Office for Standards in Education, Children's Service and Skills (OFSTED)	Office of Gas and Electricity Markets (OFGEM)	
	Standards and Testing Agency		Office of Rail and Road (ORR)	Land Registry (LR)	
	Teaching Regulation Agency		Water Services Regulation Authority (OFWAT)	National Savings and Investments (NS&I)	
	Institute for Apprenticeships and Technical Education	HM Treasury (HMT)			
		Debt Management Office (DMO)			
		Office for Budget Responsibility			
		Government Internal Audit Agency			
		National Infrastructure Commission			

Notes

See the quality and methodology information document¹ for further detail

Defining the scope of FOI monitoring

Section 1 of the Freedom of Information Act 2000² states that (subject to certain conditions):

'Any person making a request for information to a public authority is entitled—

- (a) to be informed in writing by the public authority whether it holds information of the description specified in the request, and
- (b) if that is the case, to have that information communicated to him'

Regulation 5 of the Environmental Information Regulations 2004³ states that (subject to certain conditions):

'A public authority that holds environmental information shall make it available on request.'

Following their introduction on 1 April 2005, the above provisions apply to all relevant requests for information made to public authorities, no matter how routine and straightforward they may be.

Government departments supply large amounts of information, both on request and proactively, as an established and routine part of their business. This includes information released in the form of leaflets, correspondence exchanges, reports and other published material, and through websites and departmental FOI Publication Schemes. All information released on request is covered by the Freedom of Information Act, however it would be both uninformative and fundamentally unfeasible to count all such activity in departmental FOI monitoring returns.

The statistics in this bulletin therefore relate to all 'non-routine' information requests that government departments have received, and those routine information requests that are handled under Section 21. Essentially, this means that departments' statistics should only count those requests where:

1. It was necessary to take a considered view on how to handle the request under the terms of the Freedom of Information Act, and
2. Departmental Freedom of Information officer(s) were informed of the request and logged it in their case management systems.

More information can be found in our quality and methodology information document:

<https://www.gov.uk/government/statistics/foi-statistics-supporting-documents>

Defining a request

The full definition of an 'information request' for the purposes of inclusion in the Cabinet Office's monitoring returns is shown below:

'[An information request for monitoring purposes is one ...]

1. Which meets the criteria in section 8 of the Freedom of Information Act and if the request falls under the Environmental Information Regulations it includes requests made in any form or context, including oral requests; and
2. Which is a request for information that is not already reasonably accessible to the applicant by other means; and
 - (i) Which results in the release of one or more documents (in any media) or inclusion of extracts of documents in the information released; or
 - (ii) Results in information being withheld under an exemption or exception from the right of access (either the Freedom of Information Act or the Environmental Information Regulations); or
 - (iii) The request is not processed because the department estimates the cost of complying would exceed the appropriate limit in accordance with section 12 of the Freedom of Information Act; or
 - (iv) The request is not processed because the department is relying on the provisions of section 14 of the Freedom of Information Act; or
 - (v) Where a search is made for information sought in the request and it is found that none is held.'

Consistency of the statistics

The definition shown above has been widely disseminated to FOI officers in government. It is necessary to apply a definition of this sort to set a clear boundary to the coverage of our monitoring, and thereby obtain meaningful information from the process.

However there is considerable variation in the way these bodies are structured and managed, and in the mechanisms that they have put in place to meet their

¹ Quality and Methodology Information Document: https://assets.publishing.service.gov.uk/government/uploads/system/uploads/attachment_data/file/609515/FOI_Statistics_Quality_and_Methodology_Information_document.pdf

² Full text of the FOI Act: www.legislation.gov.uk/ukpga/2000/36/contents

³ Full text of the EIR regulations: <http://www.legislation.gov.uk/uksi/2004/3391/made>

Notes (continued)

See the [quality and methodology information document¹](#) for further detail

obligations under the FOI Act. For example, some bodies operate a centralised Freedom of Information secretariat that co-ordinates responses to all information requests received. Others give a greater degree of autonomy to individual work areas in the handling of information requests.

Because of these differences, there could be a degree of inconsistency in the way in which bodies have interpreted and applied the definition of an 'information request' for monitoring purposes. However, the statistics effectively count those requests which have been dealt with by each monitored body formally under the FOI Act. As such, the statistics report on how many such requests for information each monitored body has received and how they have implemented the Act's requirements in providing responses. Direct comparisons between the statistics for different monitored bodies can therefore be made on this basis.

In summary:

- (i) These statistics cover both 'non-routine' information requests, and 'routine' information requests which are answered under a Section 21 exemption. This does not give a representative picture of all requests for information received in government.
- (ii) There is likely to be a degree of inconsistency between monitored bodies' interpretations of the definition of an 'information request' for monitoring purposes. This should be borne in mind when using these statistics.

Coverage

The statistics in this bulletin have been derived from monitoring returns completed by Freedom of Information officers in government departments during August 2021.

The formal monitoring work covers a total of 38 central government bodies, including major Departments of State. The monitored bodies which are not Departments of State nonetheless have significant policy-making, regulatory or information-handling functions.

The Freedom of Information Act 2000 applies in England and Wales, Northern Ireland and Scotland (with exceptions, see below).

The Freedom of Information (Scotland) Act 2002 applies to public bodies over which the Scottish Parliament has devolved jurisdiction, and as such lies outside the scope of the monitoring work on which this bulletin is based. However, Scottish parts of UK-wide bodies which are ordinarily under the remit of the Scottish Parliament act (such as the Forestry Commission) are subject to the UK-wide 2000 act rather than Scottish Government's 2002 Act. A full list of the bodies covered by the monitoring statistics in 2019 can be found on page 8.

The Northern Ireland Office, Scotland Office and the Wales Office are included in these statistics as they fall under the jurisdiction of the UK-wide 2000 act. However, data is not collected from the Welsh Government or Northern Ireland Executive.

Statistics on FOI requests made to the Scottish Government can be found here: <http://www.gov.scot/About/Information/FOI/Reporting>. Note that there are several differences in the UK and Scottish FOI Acts which mean that the figures are not directly comparable.

Users and uses of the statistics

The main users of these statistics are departmental FOI teams responsible for coordinating responses and requests, Ministers and officials with responsibility for developing information access policy, and other non-governmental bodies and individuals with an interest in the accessibility of government information. The statistics are used to monitor the implementation of the FOI Act by central government, both as a whole and by each individual body included in the figures

Coronavirus (COVID-19)

The impact of the coronavirus (COVID-19) pandemic will have affected a number of the statistics presented for each quarter since Q1 2020 and in particular those on 'Timeliness' and 'Volumes'. These impacts will vary by organisation and over time. Caution is advised when interpreting these statistics and in comparing them with pre-pandemic time periods.

Revisions

The underlying times series data for the chart on slides 1 and 3 entitled 'Volume of FOI requests by quarter since Q2 2018' have been revised to correct for an error for the period Q2 2018 to Q3 2020. This revision affects this chart only and does not affect any other figures or numbers contained elsewhere in this bulletin or in any of the associated data tables.

¹ Quality and Methodology Information Document: https://assets.publishing.service.gov.uk/government/uploads/system/uploads/attachment_data/file/609515/FOI_Statistics_Quality_and_Methodology_Information_document.pdf