

# The Island

---

Luminaire Schedule

P2161-B20-ZZ-XX-SH-E-0000



BOX TWENTY

Reference: 2161-B20-XX-XX-SH-E-0000 - Luminaire Schedule

Project Title: The Island

Project No: P2161

Checked: DM









Issue: Tender Issue



Revision: T02

Date: 14/09/2020

Sheet: 1 of 1

Ref	Description	Location	Manufacturer	Model	Light Source	Fitting Colour	IP/K Rating	Image
A	Recessed IP54 LED downlighter with cast aluminium 200Ø body, white aluminium bezel and integral LED light engine. Driver included as standard.	Various throughout	Whitecroft Lighting	COMPACT R6 CPH114K	LED 4000K 12w 1100 lumens	White	IP54	
A1	Recessed IP54 LED downlighter with cast aluminium 200Ø body, white aluminium bezel and integral LED light engine. Driver included as standard.	Various throughout	Whitecroft Lighting	COMPACT R6 CPH204K	LED 4000K 21w 2073 lumens	White	IP54	
B	Wall mounted IP44 LED with 367 x 117mm body. Integral driver as standard.	Various throughout	Whitecroft Lighting	Horizon 360 HZH24K	LED 4000K 15.4w 1775 lumens	White / Silver	IP44	
C	Slim-line suspended linear LED luminaire. 750mm wide with micropolymer diffuser. Direct/indirect light distribution	Stairwells, Lobby	Whitecroft Lighting	Oculus OMMY54KW	LED 4000K 41W 6025 lumens	Silver	IP20	
C1	Slim-line suspended linear LED luminaire. 500mm wide with micropolymer diffuser. Direct/indirect light distribution	Stairwells, Lobby	Whitecroft Lighting	Oculus OMMY14KW	LED 4000K 18W 2492 lumens	Silver	IP20	
D	600 x 600mm slim surface LED tile diffused, Surface mounted to acoustic tiles in directors office.	Office spaces	Whitecroft Lighting	Tegan Slim Surface TMELPH34KXT	LED 4000K 36w 4088 lumens	White	IP20	
E	Suspended LED linear luminaire with direct / indirect lighting ratio of 65/35 and a quadraprism optic.	Break out meeting space Open Office	Whitecroft Lighting	Selene surface SNSH121W	LED 4000K 24w 2646 lumens	Silver	IP20	

F	Surface mounted, 1200mm pressed steel bodied, IP54 linear luminaire with a clear polycarbonate diffuser for glare control.	Teaching spaces	Whitecroft Lighting	Stylus Comfort SUSH2	LED 4000K 37w 3476 lumens	White	IP54	
F1	Surface mounted, 600mm pressed steel bodied, IP54 linear luminaire with a clear polycarbonate diffuser for glare control.	Teaching spaces	Whitecroft Lighting	Stylus Comfort SUSH1	LED 4000K 19w 1668 lumens	White	IP54	
G	Wall mounted IP44 LED with 560 x 117mm body. Integral driver as standard.	OT suite	Whitecroft Lighting	Convor LED CVLPH14K	LED 4000K 40w 4651 lumens	White / Silver	IP44	
J	Wall mounted IP44 with polycarbonate body. Integral driver as standard and PIR detector	External	JCC Lighting	Centurion L65 CENLH14KEM	LED 4000K 12w 890 lumens	Black	IP44	
H	LED Ground Mounted Bollard. Root mounted to ground.	External	Whitecroft Lighting	Kolo BLY224KARB	LED 3000K 9w 703 lumens	Black	IP65	
I	Pole top amenity luminaire with aluminium cast body and spigot adaptor. Specifically made for bat conservation areas. UV stabilised polycarbonate cover rated IP66 and IK10. Integral high quality LED driver. Asymmetrical optic.	Car Park	Innolumis	Nicole Bat Lamp	LED 2700K 50w 2700 lumens	Silver / Clear	IP67	
I1	Pole top amenity luminaire with aluminium cast body and spigot adaptor. UV stabilised polycarbonate cover rated IP66 and IK10. Integral high quality LED driver. Symmetrical version.	Car Park	Thorlux Lighting	Juno B JUN19200	LED 4000K 44w 5155 lumens	Silver / Clear	IP66	
K	Recessed wall mounted LED bricklight	Path to willow unit	Whitecroft Lighting	Broadwalk Quad BQS14K	LED 4000K 3.3w 171 lumens	Grey	IP54	

-	<i>Desk Lamp made of milled anodised aluminium with adjustable arm. LED intergral driver with touch dimming to 1%</i>	<i>Desk task lamp</i>	<i>atelje-lyktan</i>	<i>Birdie table 204305</i>	<i>LED 3000K 7w 511 lumens</i>	<i>White or Black</i>	<i>IP20</i>	
<i>Exit</i>	<i>Surface or suspended LED exit luminaire with 15 long life LEDs, Non maintained with 3 Hour intergral battery pack.</i>	<i>Exit signs</i>	<i>Whitecroft Lighting</i>	<i>CONCERT EXIS</i>	<i>4.5w</i>	<i>Silver</i>	<i>IP20</i>	

Notes

1. This schedule shall be read in-conjunction with the specifications and drawings.
2. The code letter and/or number of each luminaire type is as indicated on the drawings.
3. The letter "E" generally represents a 3 hr emergency conversion version of the regular fitting, shown in purple.
4. The contractor shall contact the specialist lighting manufacturer to confirm the required order code and appropriate mounting accessories.
5. Recessed fittings shall be mounted at ceiling height as defined by the Architectural RCP drawings, where fittings are suspended the elevations have been shown on layouts.

# Box Twenty

mail@boxtwenty.co.uk  
accounts@boxtwenty.co.uk

+44 (0) 117 363 7221

2nd Floor, Mariner House  
62 Prince Street, Bristol  
BS1 4QD

boxtwenty.co.uk



-  
Creating bespoke low carbon environmental  
solutions for our clients