



UK Health
Security
Agency

National Norovirus and Rotavirus Bulletin

Routine norovirus and rotavirus surveillance in England, 2021 to 2022 season

Week 46 report: data to week 44 (7 November 2021)

Contents

Main messages.....	3
Data summary	4
Laboratory data.....	5
Outbreak data	7
Data sources, notes and caveats.....	10
Data sources	10
Data notes and caveats.....	10
Further information	11
Acknowledgements.....	11

Main messages

1. The UK Health Security Agency (UKHSA, previously Public Health England) first launched this National Norovirus and Rotavirus Bulletin in December 2020 to provide an overview of activity in England and temporarily replace the suspended [Official Statistics national norovirus and rotavirus](#) report. This weekly bulletin covers the 2 week period between 25 October and 7 November 2021 (reporting weeks 43 to 44).
2. In England, decreased activity across all surveillance indicators continued through the first half of 2021, particularly for norovirus. The reasons for these reductions are considered to be multifactorial. The coronavirus (COVID-19) pandemic has led to many changes which have likely had a negative impact on surveillance indicators, but which have likely also resulted in reduced norovirus and rotavirus transmission.
3. Although norovirus laboratory reports have been increasing since week 25 of 2021, reports in recent weeks have stabilised and during weeks 43 and 44 were lower than the 5-season average for the corresponding week pre-COVID-19 (2014/2015 to 2018/2019). The total number of reported enteric virus (EV) outbreaks has also increased since week 14 2021 and, although the cumulative number of EV outbreaks reported up to week 44 of the 2021/22 season is 8% higher than the average of the previous 5 seasons prior to the emergence of COVID-19, EV outbreak reports have been decreasing since week 38. So far throughout the 2021/2022 season EV outbreaks reported in educational settings have been much more common than the same period in the 5 previous seasons pre-COVID-19. However, they have decreased in recent weeks and during weeks 43 and 44 the majority of EV outbreaks were reported in care home settings (59%).
4. UKHSA's [Enteric Virus Unit](#) (EVU) provides a [norovirus characterisation service](#) to support national surveillance and monitor the diversity of circulating strains. To enable effective molecular surveillance during this period it is crucial that samples are obtained from suspected norovirus cases or outbreaks for laboratory confirmation and then norovirus-positive samples are referred on to EVU for characterisation.

Data summary

Data reported here provides a summary of norovirus and rotavirus activity (including EV outbreaks) in England up to reporting week 44 of the 2021/2022 season.

While reported norovirus activity remained low throughout the 2020/2021 season ([Figure 1](#)), activity increased during the 2021/2022 season until week 40 to levels comparable or higher than the same period in the 5 seasons prior to the emergence of COVID-19 (2014/2015 to 2018/2019). However, reported activity in recent weeks has subsequently decreased. Total norovirus laboratory reports in week 43 and 44 (135 laboratory reports) were 39% lower than the 5 season average (220 laboratory reports) for the same 2 week period, with reports falling below the 5-year minimum in both weeks 43 and 44.

Rotavirus laboratory reports have remained lower than the 5-season average of the same period throughout the 2020/2021 season and this trend continues into the 2021/2022 season. ([Figure 2](#)). Overall activity for the 2 week period of weeks 43 and 44, 2021 (28 laboratory reports) was 43% lower than the 5 season average (49 laboratory reports) for the same period.

During the 2020/2021 season the number of reported EV outbreaks was lower than the 5 season average calculated from 2014/2015 to 2018/2019 until week 25 (83% lower over the entire 2020/21 season, [Figure 3](#)). Although the cumulative total of EV outbreaks across the 2021/2022 season to week 44 has been higher than the 5-season average (8%), reports of EV outbreaks have decreased since week 38 and the total number of EV outbreaks in weeks 43 and 44 was 48% lower than the 5-season average for the same 2 week period.

During weeks 43 and 44, 2021 the majority of reported EV outbreaks (all suspected or confirmed as norovirus) have occurred in care home and educational settings, 59% and 35% respectively ([Figure 4](#)). The overall reduction in reported outbreaks during this 2 week period (78 outbreaks) compared to 5-season average (149 outbreaks) is due to a decrease in outbreaks reported in educational settings during week 43 to week 44. This decrease coincides with the October school half term holiday in England.

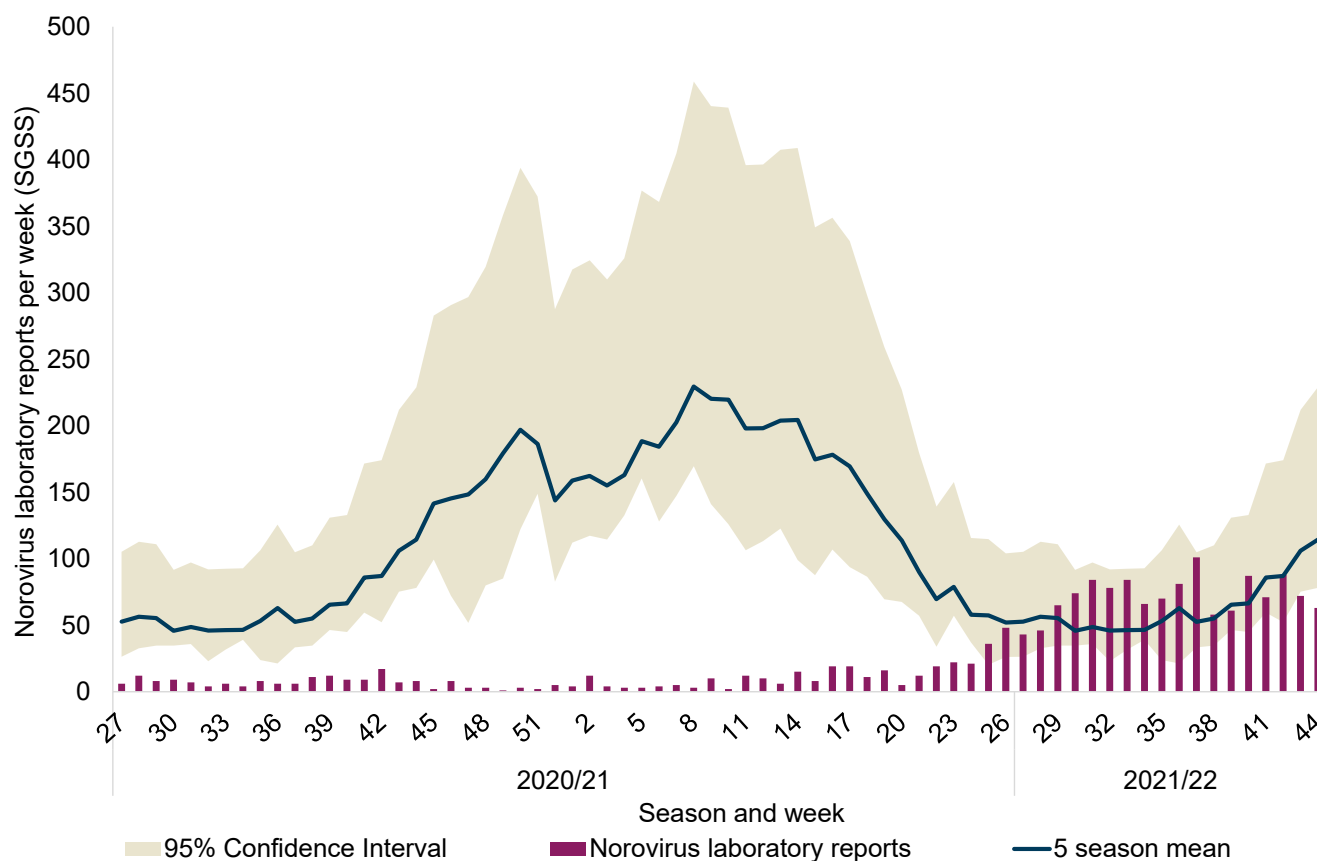
Throughout the 2020/2021 and 2021/2022 seasons to date, reports of suspected and confirmed norovirus outbreaks in hospitals have been substantially lower than the 5-season average (cumulative total to week 44 in 2021/2022 season is 63% lower, [Figure 5](#)).

Due to the low number of samples submitted for characterisation we are unable to comment on the diversity of norovirus strains currently circulating.

Laboratory data

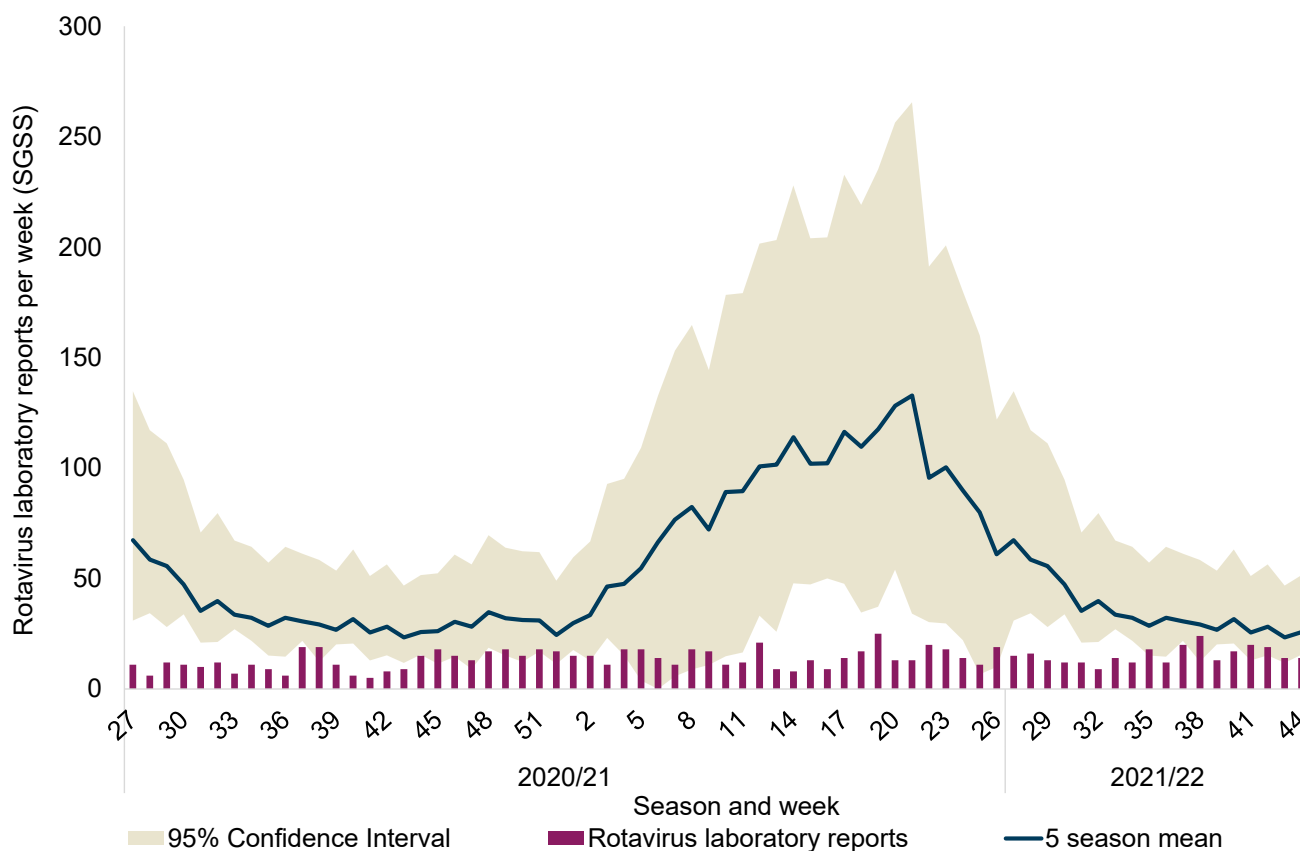
Please see [data sources and caveats section](#) for more information and for guidance on interpretation of trends and the impact of COVID-19.

Figure 1. Norovirus laboratory reports in England by week during 2020/2021 and 2021/2022 seasons, compared to 5-season average*



* Week number is calculated from specimen date. Data is based on laboratory geography and is faecal and lower GI tract specimen types only.

Figure 2. Rotavirus laboratory reports in England by week during 2020/2021 and 2021/2022 seasons, compared to 5-season average*

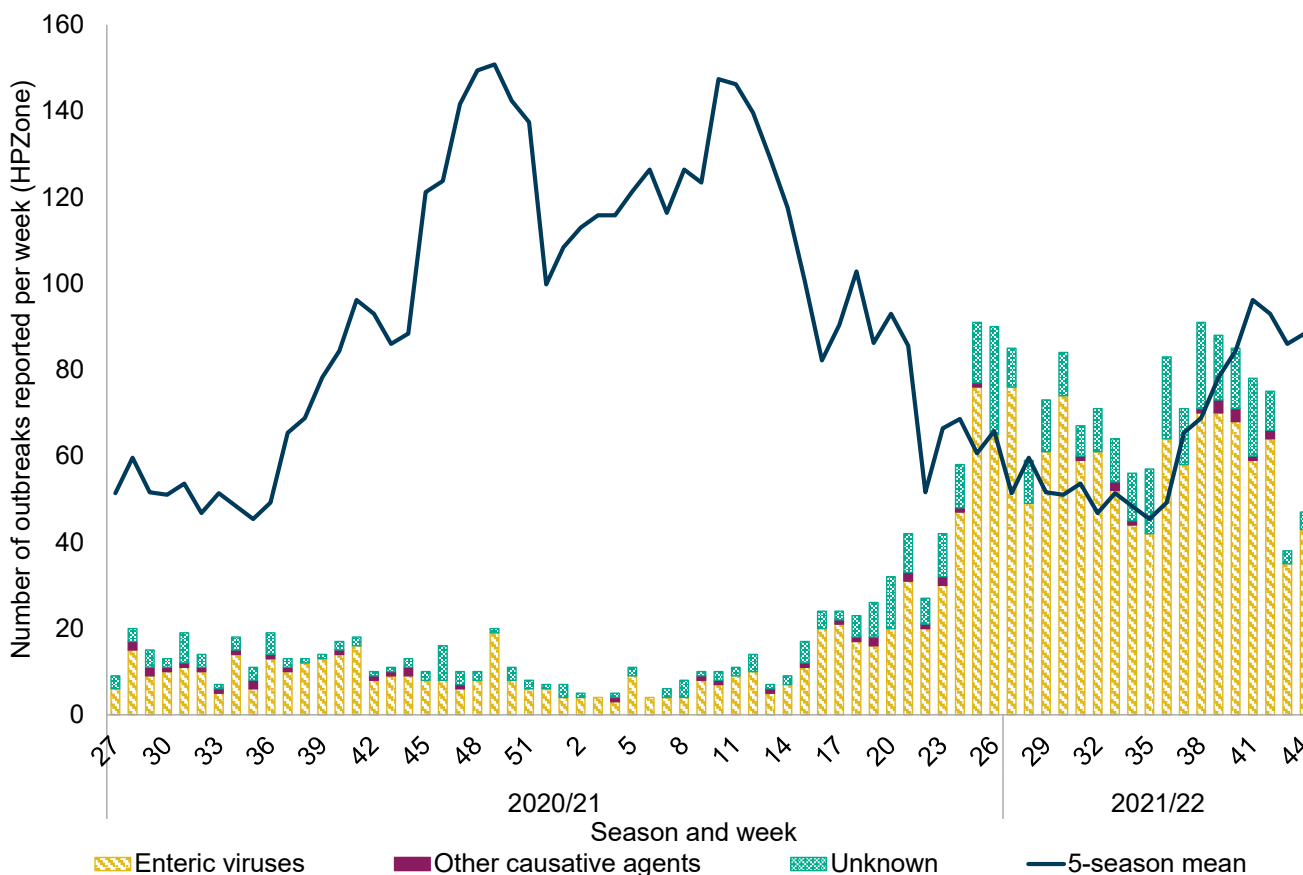


* Week number is calculated from specimen date for SGSS data. Data is based on laboratory geography. Following the introduction of the rotavirus vaccine into the routine childhood immunisation schedule in July 2013, the total number of laboratory-confirmed rotavirus infections each season has remained low compared to the pre-vaccine period.

Outbreak data

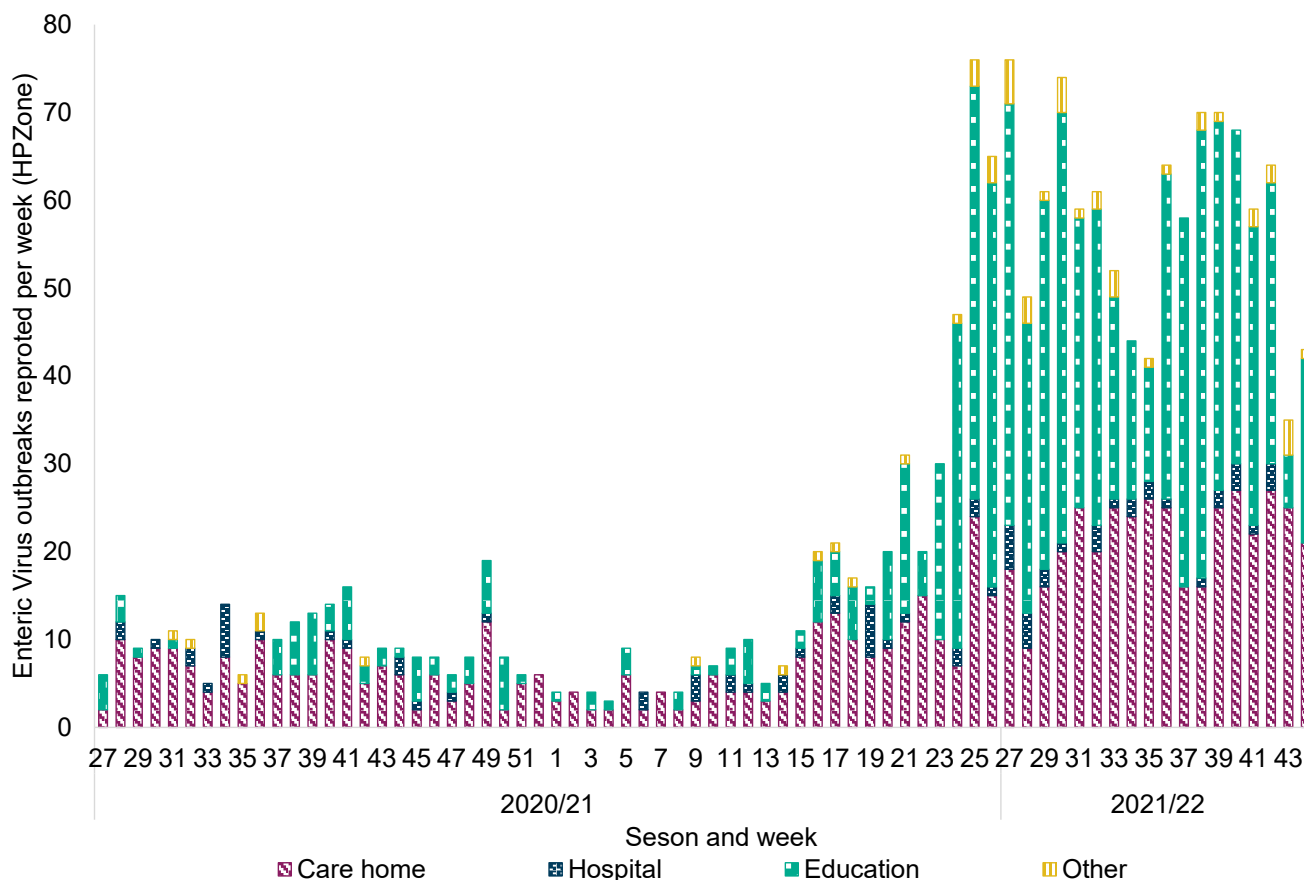
Please see [data sources and caveats section](#) for more information and for guidance on interpretation of trends and the impact of COVID-19.

Figure 3. Gastroenteritis outbreak reports by causative agent and week of declaration in England, 2020/2021 and 2021/2022 seasons compared to the 5-season average of total reported outbreaks*



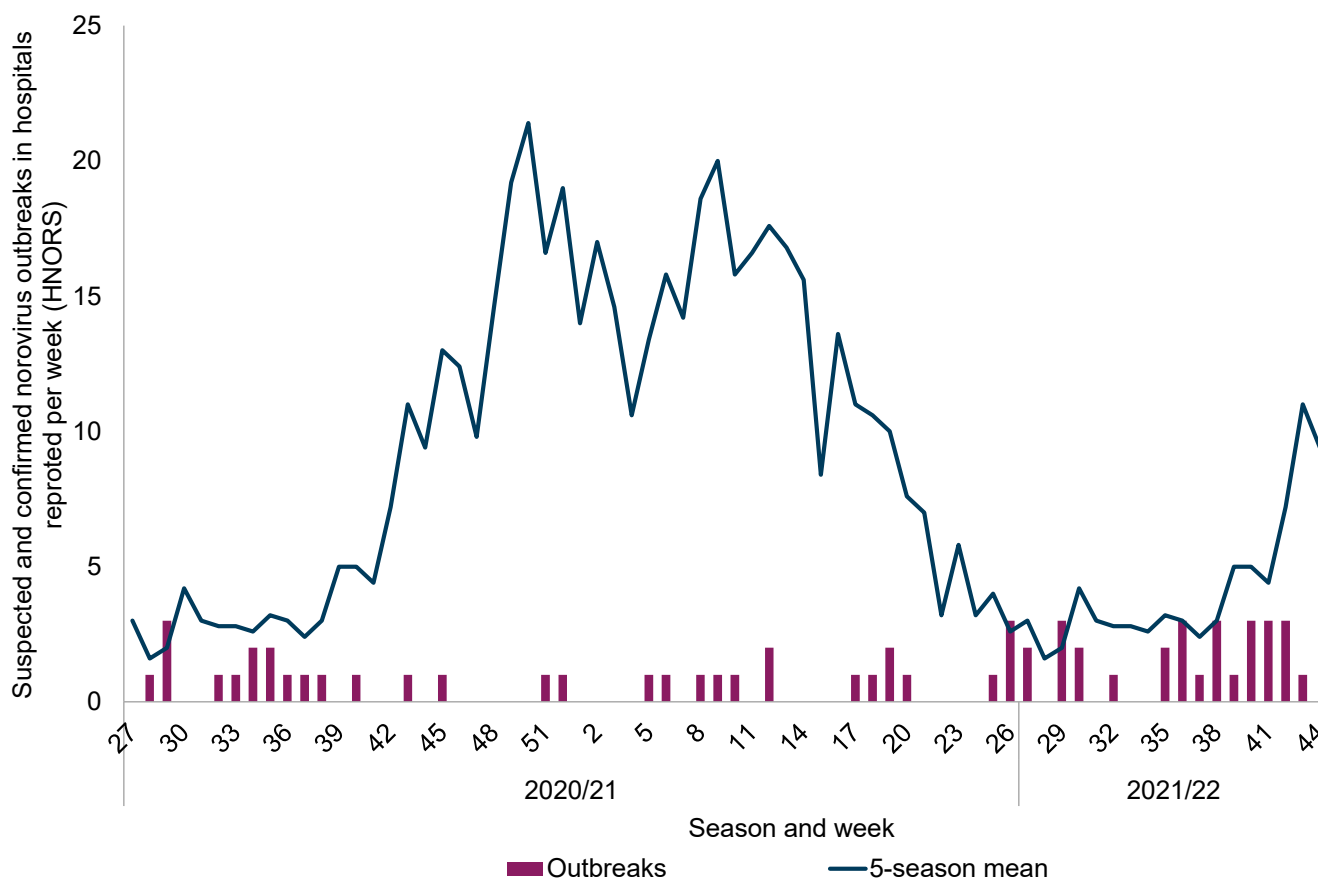
* Week number is calculated from date of outbreak declaration on UKHSA's case management system HPZone. Over the 5 seasons prior to the emergence of COVID-19 (2014/2015 to 2018/2019) an average of 86.1% of gastroenteritis outbreaks reported to HPZone were attributed to EVs (norovirus, rotavirus, sapovirus and astrovirus), 1.8% to other causative agents and 12.0% were of unknown cause. Of the outbreaks attributed to EVs, 98.4% were reported as suspected and confirmed norovirus outbreaks.

Figure 4. Enteric virus outbreaks reported to HPZone in England by setting during the 2020/2021 and 2021/2022 seasons (to week 44, 2021)*



* During the previous 5 seasons (2014/2015 to 2018/2019) 62.7% of all reported outbreaks attributed to EVs (norovirus, rotavirus, sapovirus and astrovirus), occurred in care home settings, 18.7% in educational settings, 13.0% in hospital settings and 5.6% in 'other' settings. Of the outbreaks attributed to EVs, 98.4% were reported as suspected and confirmed norovirus outbreaks. Only 13.7% of reported EV outbreaks were laboratory confirmed as norovirus during the previous 5 seasons.

Figure 5. Suspected and confirmed norovirus outbreaks reported to HNORS in England by week of occurrence during the 2020/2021 and 2021/2022 seasons compared to the 5-season average*



* Week number is calculated from date of first case onset for HNORS data. During the 5 seasons prior to the emergence of COVID-19 (2014/2015 to 2018/2019) 73.6% of outbreaks reported to HNORS were laboratory confirmed as norovirus.

Data sources, notes and caveats

Data sources

1. The Second-Generation Surveillance System (SGSS) is the national laboratory reporting system, recording positive reports of norovirus and rotavirus.
2. The [Hospital Norovirus Outbreak Reporting System](#) (HNORS) is a web-based scheme for reporting suspected and confirmed norovirus outbreaks in Acute NHS Trust hospitals, and captures information on the disruptive impact these outbreaks have in hospital settings.
3. HPZone is a web-based case and outbreak management system used by Health Protection Teams (HPTs) to record outbreaks they are notified of and investigate. In England, suspected and confirmed Enteric Virus (EV) outbreaks (norovirus, rotavirus, astrovirus and sapovirus) are reported as 'Gastroenteritis' outbreaks.
4. Norovirus characterisation data is produced by the Enteric Virus Unit and is used to monitor the diversity of circulating strains of norovirus in England.

Data notes and caveats

In order to capture the winter peak of activity in the reporting period the norovirus and rotavirus season runs from week 27 in year 1 to week 26 in year 2, that is, week 27 2020 to week 26 2021, July to June. The 2020/2021 and 2021/2022 seasons are compared to the 5-season average calculated from the 5-season period of 2014/2015 to 2018/2019. The 2019/2020 season is not included in this calculation due to the adverse impact of the emergence of COVID-19 on surveillance part way through the 2019/2020 season. In years with a week 53 (2015 and 2020) data is combined with week 52 data to avoid distortion of the figure.

Trends for the 2020/2021 season should be interpreted with caution. It is likely that the interventions implemented to control COVID-19 have led to a reduction in enteric virus transmission. However, when considering the surveillance data reported here, the magnitude of the reduction is unlikely to be wholly attributable to these control measures alone. It will include other factors such as, but not limited to, changes in ascertainment, access to health care services and capacity for testing.

Under-ascertainment is a recognised challenge in enteric virus surveillance with sampling, testing and reporting criteria known to vary by region. In addition, samples for microbiological confirmation are collected in a small proportion of community outbreaks. Therefore, this report

provides an overview of enteric virus activity across England and data should be interpreted with caution.

All surveillance data included in this report is extracted from live reporting systems, is subject to a reporting delay, and the number reported in the most recent weeks may rise further as more reports are received. Therefore, data pertaining to the most recent 2 weeks is not included.

HNORS reporting is voluntary and variations may reflect differences in ascertainment or reporting criteria by region. National guidance recommends closure of the smallest possible unit in hospitals. Therefore, not all outbreaks reported to HNORS result in whole ward closure (some closures are restricted to bays only) and not all suspected cases are tested.

From May to October 2019 and during February 2020 the HNORS website was temporarily offline. The reliance on manual data collation during this period may have negatively impacted ascertainment so trends should be interpreted with caution.

Further information

Official Statistics 'National norovirus and rotavirus reports' can be found at [Norovirus and rotavirus: summary of surveillance reports](#).

Further information about norovirus surveillance can be found at [Norovirus: guidance, data and analysis](#).

Further information about rotavirus surveillance can be found at [Rotavirus: guidance, data and analysis](#).

Acknowledgements

We are grateful to all who provided data used in this report, including NHS Infection Control and Prevention staff (HNORS users), UKHSA local (HPTs) and UKHSA regional teams (Field Services) and UKHSA Regional Public Health and Collaborating Laboratories.

This report was produced by the Gastrointestinal Pathogens Unit, UKHSA, any queries or comments can be directed to NoroOBK@phe.gov.uk

About the UK Health Security Agency

The [UK Health Security Agency](#) is an executive agency, sponsored by the [Department of Health and Social Care](#).

© Crown copyright 2021

Prepared by: Gastrointestinal Pathogens Unit, UKHSA Colindale
For queries relating to this document, please contact NoroOBK@phe.gov.uk

Published: November 2021
Publishing reference: GOV-10442



You may re-use this information (excluding logos) free of charge in any format or medium, under the terms of the Open Government Licence v3.0. To view this licence, visit [OGL](#). Where we have identified any third party copyright information you will need to obtain permission from the copyright holders concerned.



UKHSA supports the UN
Sustainable Development Goals

