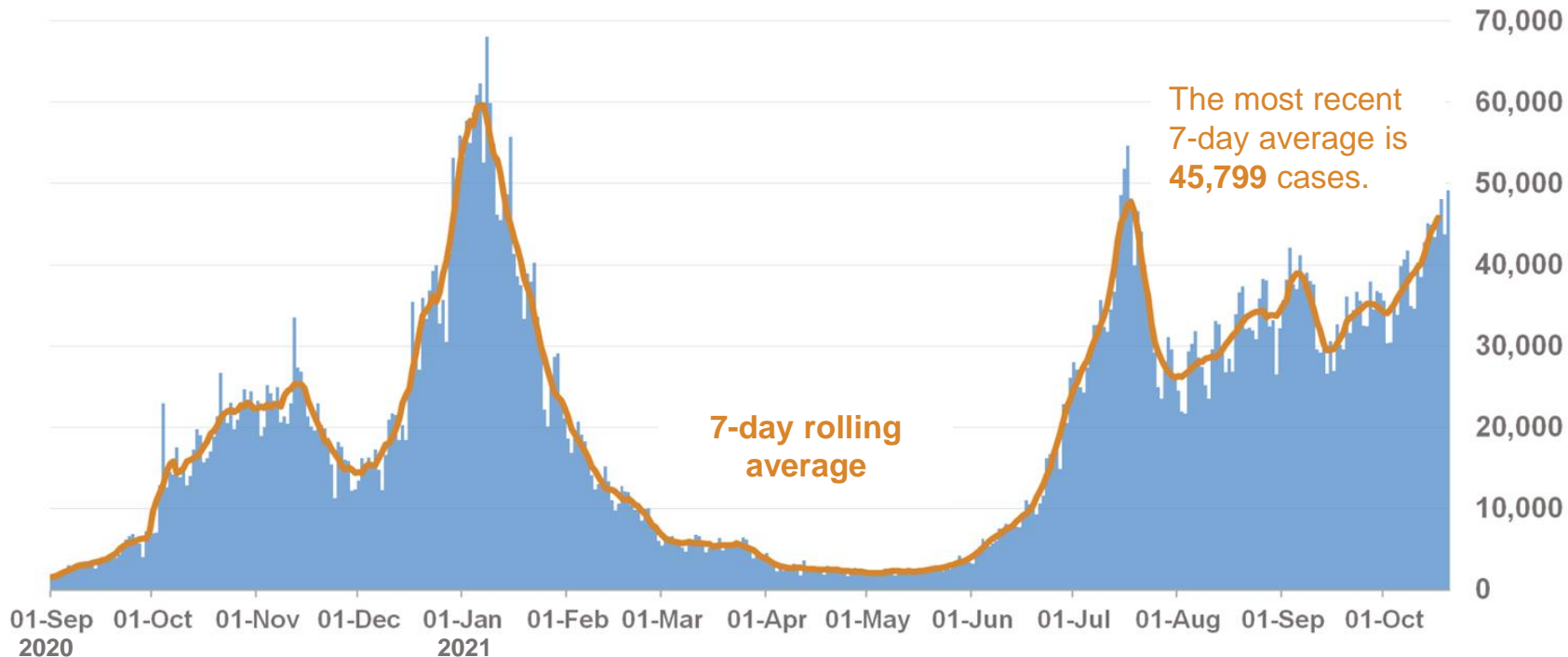


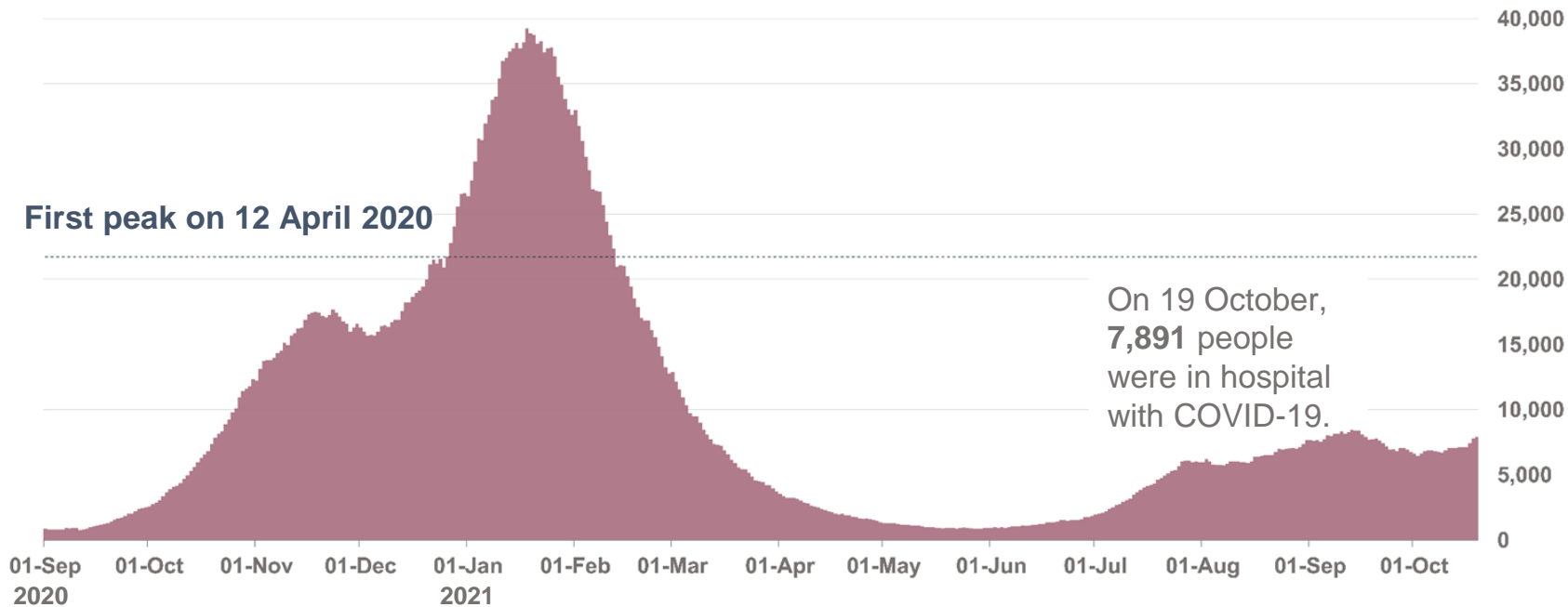
# The number of people testing positive for COVID-19 in the UK

Number of cases each day, by date reported, up to 20 October



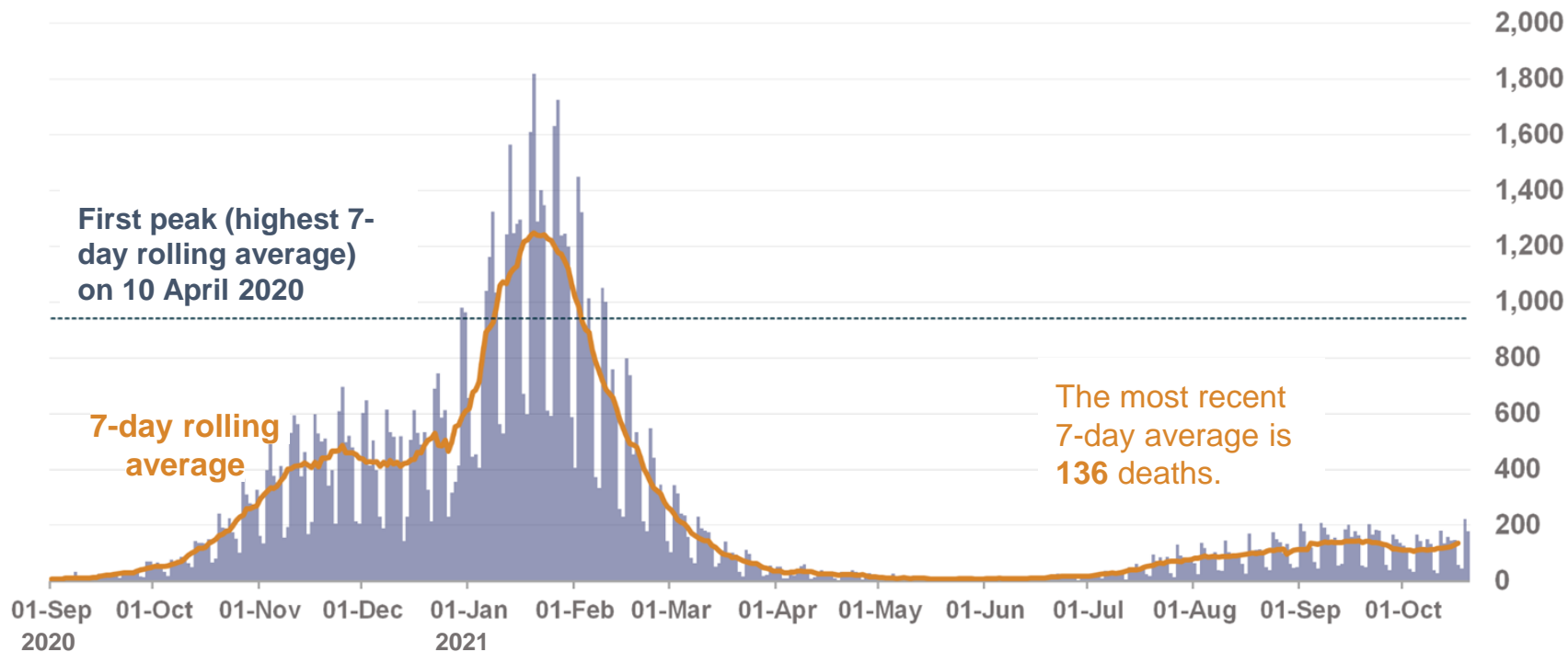
# The number of people in hospital with COVID-19 in the UK

Number of people in hospital each day, up to 19 October



# The number of deaths of people who had a positive test result for COVID-19 in the UK

Number of deaths each day, by date reported, up to 20 October



# The number of people aged 12 and over who have received a vaccination for COVID-19 in the UK

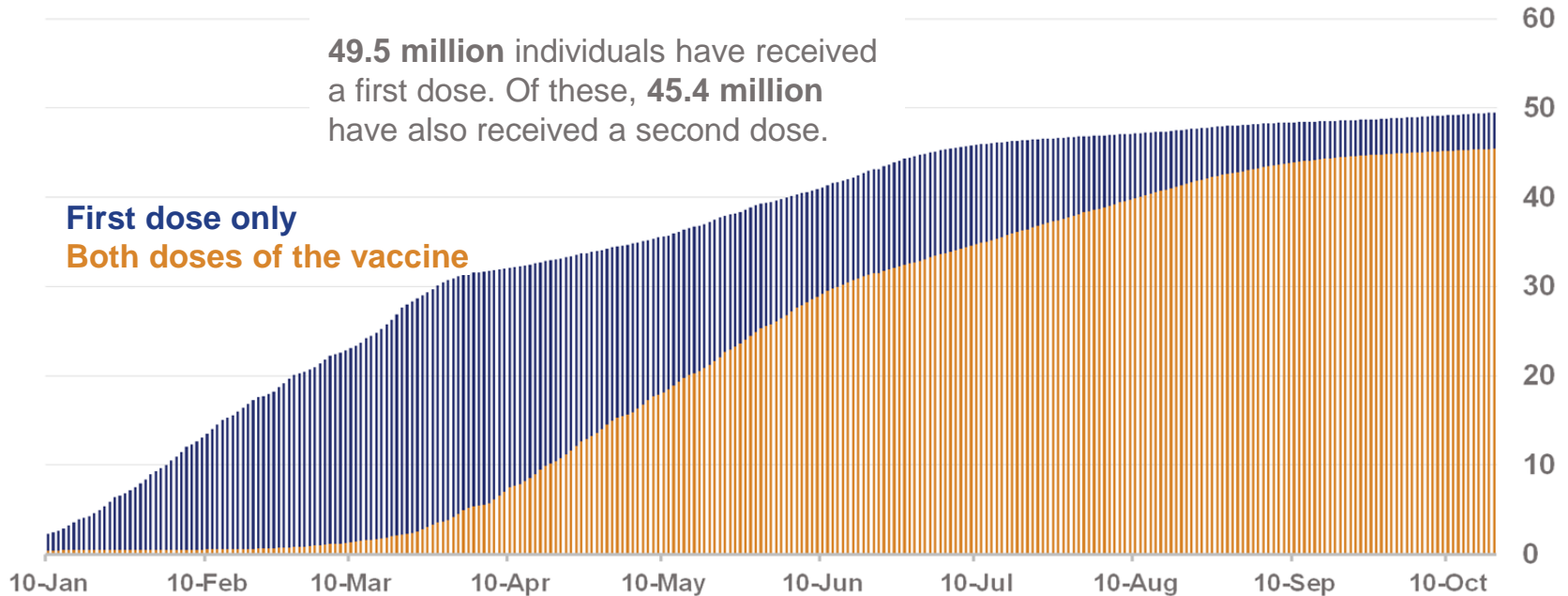
Cumulative number of people who have received a COVID-19 vaccination, by date reported, up to 19 October

Millions

**49.5 million** individuals have received a first dose. Of these, **45.4 million** have also received a second dose.

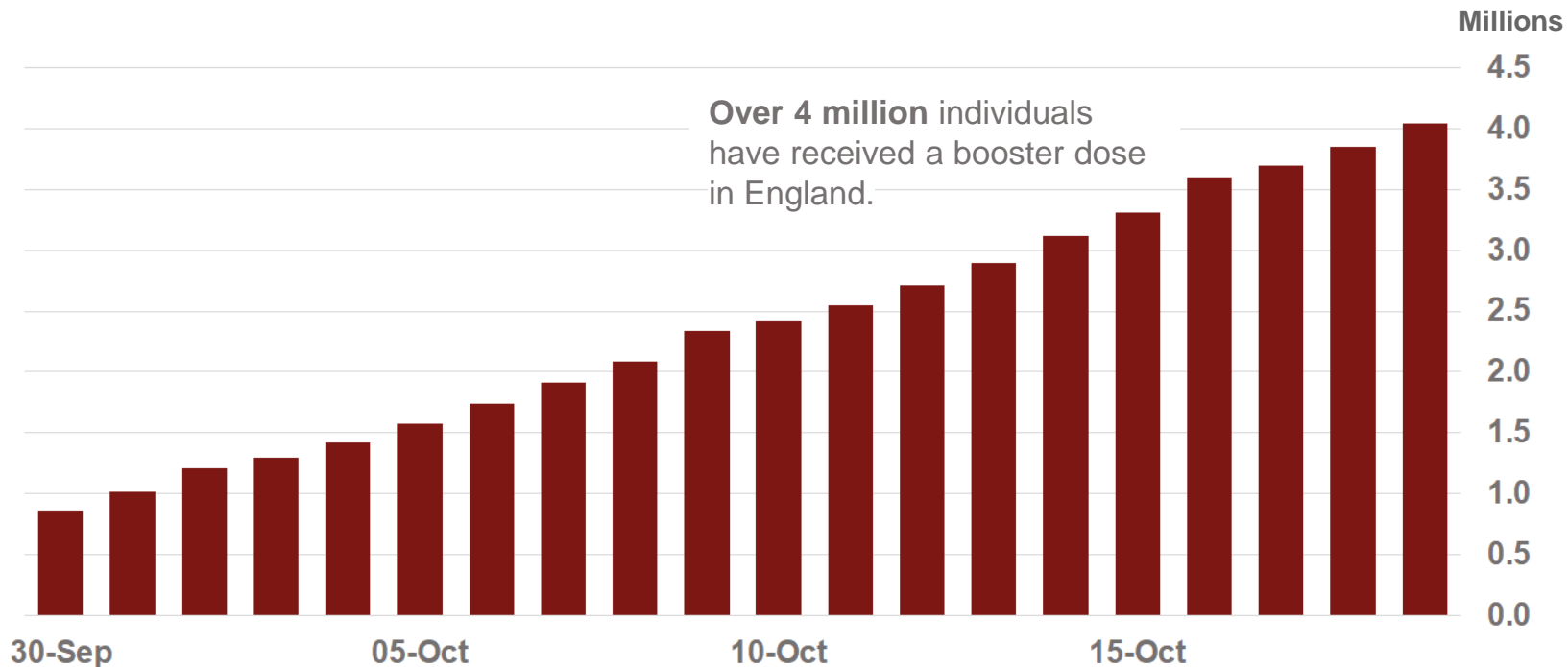
**First dose only**

**Both doses of the vaccine**

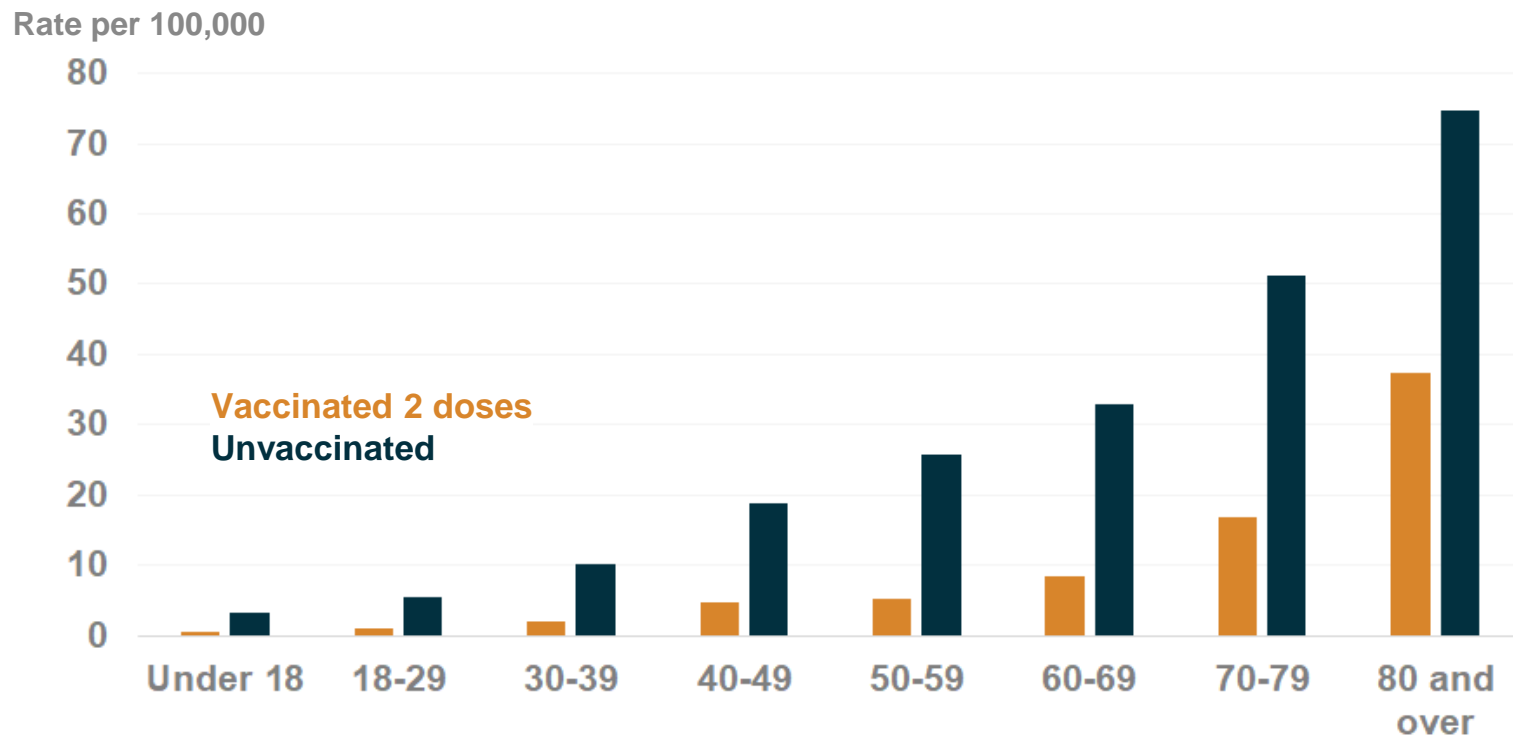


# The number of people who have received a booster vaccination for COVID-19 in England

Cumulative number of people who have received a COVID-19 booster vaccination, by date reported, up to 19 October



# COVID-19 cases coming to emergency care within 28 days of a positive test, that resulted in an overnight inpatient admission, by vaccination status, England, between 13 September and 10 October 2021



# Statistical notes

## **Number of daily cases, UK:**

Number of people who have had at least one positive COVID-19 test result, either lab-reported or lateral flow device (England only), by date reported - the date the case was first included in the published totals. COVID-19 cases are identified by taking specimens from people and testing them for the presence of the SARS-CoV-2 virus. If the test is positive, this is referred to as a case. Positive rapid lateral flow test results can be confirmed with Polymerase Chain Reaction (PCR) tests taken within 72 hours. If these PCR test results are negative, these are not reported as cases. People tested positive more than once are only counted once. The 7-day rolling mean average of daily cases is plotted on the chart on the middle day of each seven day period.

As of 9 April 2021, the way cases are reported has changed. Cases that have been identified through a positive rapid lateral flow test are now removed for people who took PCR tests within 3 days that were all negative. Cases of this type that were previously reported have been removed from the cumulative total, reducing the total by 8,010. Newly reported numbers of cases for the UK and England were unaffected by the removal of these. Historical published date totals have not been changed.

## **People in hospital with COVID-19, UK:**

Total number of people in hospital with COVID-19 in the UK. Definitions are not always consistent between the four nations. England data now covers all Acute Trusts, Mental Health Trusts and the Independent Sector and are reported daily by trusts to NHS England and NHS Improvement. Welsh data include confirmed COVID-19 patients in acute hospitals only, including those recovering.

## **COVID-19 daily deaths within 28 days of a positive test, UK:**

Number of deaths of people who had a positive test result for COVID-19 and died within 28 days of the first positive test. Data from the four nations are not directly comparable as methodologies and inclusion criteria vary. The 7-day rolling mean average of daily deaths is plotted on the chart on the middle day of each seven day period. Data presented is by date reported rather than date of death or registered.

## **Number of people who have received a vaccination for COVID-19, UK:**

Number of people who have received a first dose or both a first and a second dose of a vaccination for COVID-19, by day on which the vaccine was reported. Data are reported daily, and include all vaccination events that are entered on the relevant system at the time of extract. This includes reported vaccines that were administered up to and including the date shown. England data includes vaccinations reported in the National Immunisation Management Service which is the system of record for the vaccination programme in England, including both hospital hubs and local vaccination services. Data are extracted at midnight on the date of report. Welsh data includes vaccinations reported in the Welsh Immunisation System. Data is extracted at 10pm on the date of report. Scottish data includes vaccinations reported in the Vaccination Management Tool. Data is extracted at 8:30am on the day following the date of report. Northern Ireland data are extracted at the end of day of the date of report.

# Statistical notes

## Number of booster doses, England:

Data is taken from [NHS England](#). The data includes all vaccinations administered in England, even if individuals are resident outside of England, do not have an NHS number or are no longer alive. This includes vaccinations administered as part of clinical trials.

Not everyone who has received a 2nd dose is eligible for a booster dose. Individuals are eligible for a booster dose if they were vaccinated in Phase 1 of the COVID-19 vaccination programme and received their 2nd dose at least 6 months ago. This includes: residents of older adult care homes, frontline health and social care workers, all adults aged 50 and over, all adults aged 16-49 with underlying health conditions that put them at higher risk of severe COVID-19, adult carers, and adult household contacts of immunosuppressed individuals.

The number of booster doses currently includes some 3rd primary doses. Individuals who are severely immunosuppressed are being offered a 3rd primary dose, which differs from a booster dose. The small number of 3rd primary doses that are currently counted as booster doses will be reclassified when the appropriate data is available.

## COVID-19 cases coming to emergency care within 28 days of a positive test, that resulted in an overnight inpatient admission, by vaccination status, England, between 13 September and 10 October 2021:

COVID-19 cases and deaths identified through routine collection from the Second Generation Surveillance System and from UKHSA EpiCell's deaths data, were linked to the National Immunisation Management System to derive vaccination status, using an individual's NHS number as the unique identifier. Attendance to emergency care at NHS trusts was derived from the Emergency Care DataSet (ECDS) managed by NHS Digital. The same data source was used to identify COVID-19 cases where the attendance to emergency care resulted in admission to an NHS trust. ECDS is updated weekly, and cases are linked to these data twice weekly. Data from ECDS are subject to reporting delays. Data from ECDS only report on cases who have been presented to emergency care and had a related overnight patient admission. These data will not show cases who were directly admitted as inpatients without presenting to emergency care. They cannot be used as an indicator of the number of people in hospital with COVID-19. The outcome of overnight inpatient admission following presentation to emergency care was limited to those occurring within 28 days of the earliest specimen date for a COVID-19 case. The rate of COVID-19 cases in fully vaccinated and unvaccinated groups was calculated using vaccine coverage data for each age group extracted from the National Immunisation Management Service.

## Further information and data:

UK - [COVID-19 in the UK](#); for further information contact [coronavirus-tracker@phe.gov.uk](mailto:coronavirus-tracker@phe.gov.uk)

Welsh Government - [NHS activity and capacity during the COVID-19 pandemic](#)

Scottish Government - [COVID-19 daily data for Scotland](#)

Northern Ireland - [COVID-19 statistics](#)