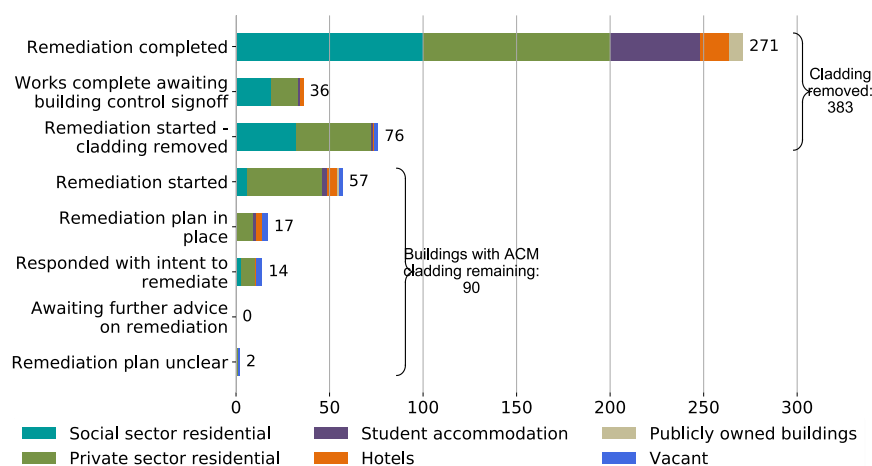




Building Safety Programme Monthly Data Release, England: 31 July 2021

Headlines:

- At the end of July 2021, 93% (440) of all identified high-rise residential and publicly owned buildings in England had either completed or started remediation work to remove and replace unsafe Aluminium Composite Material (ACM) cladding (96% of buildings identified at 31 December 2019) – an increase of one building since the end of June.
- 383 buildings (81% of all identified buildings) no longer have unsafe ACM cladding systems – an increase of four since the end of June. 271 (57% of all buildings) have fully completed remediation – an increase of four since the end of June.
- Of those with ACM cladding remaining, 57 have started remediation. Of the 33 (7%) buildings yet to start, 7 are vacant (1% of all identified buildings), so do not represent a risk to resident safety, and 18 additional buildings were identified after 31 December 2019.
- 98% (157) of **social sector buildings** have either completed or started remediation. Of these, 151 (94%) have had their ACM cladding removed.
- 90% (196) of **private sector buildings** have either completed or started remediation. Of these, 155 (71%) have had their ACM cladding removed.



Release date: 12 August 2021

Date of next release: 9:30am on 16 September 2021

Contact: Kim Leather BuildingSafetyData2@communities.gov.uk

Media enquiries: 0303 444 1209 NewsDesk@communities.gov.uk

Table of contents

Headlines:	1
Table of contents	2
Introduction	5
1. Overview and updates	8
1.1 Buildings Identified with ACM cladding	8
1.2 High-rise Residential Buildings in England	9
1.3 Residential Buildings between 11 metres and 18 metres in height in England	10
1.4 Residents and dwellings in residential buildings over 11 metres in England	10
1.5 Non-residential Buildings in England	14
2. Progress in remediating buildings	16
2.1 Annual Progress	16
2.2 Overall remediation	17
2.3 Social sector residential remediation	20
2.4 Private sector residential remediation	21
2.5 Student accommodation remediation	22
2.6 Hotel remediation	23
2.7 Publicly owned buildings remediation	24
2.8 Remediation by area	25
Section 3: Remediation Interventions	27
3.1 Remediation Intervention Overview	27
3.2 Funding ACM Remediation	27
3.3 Expert Construction Advice	31
3.4 Enforcement	31
Accompanying tables	33
Technical Notes	33

Figure 1: Remediation has progressed for buildings with ACM cladding systems across all sectors since August 2020 with all publicly owned buildings having started remediation works

England, 31 July 2021

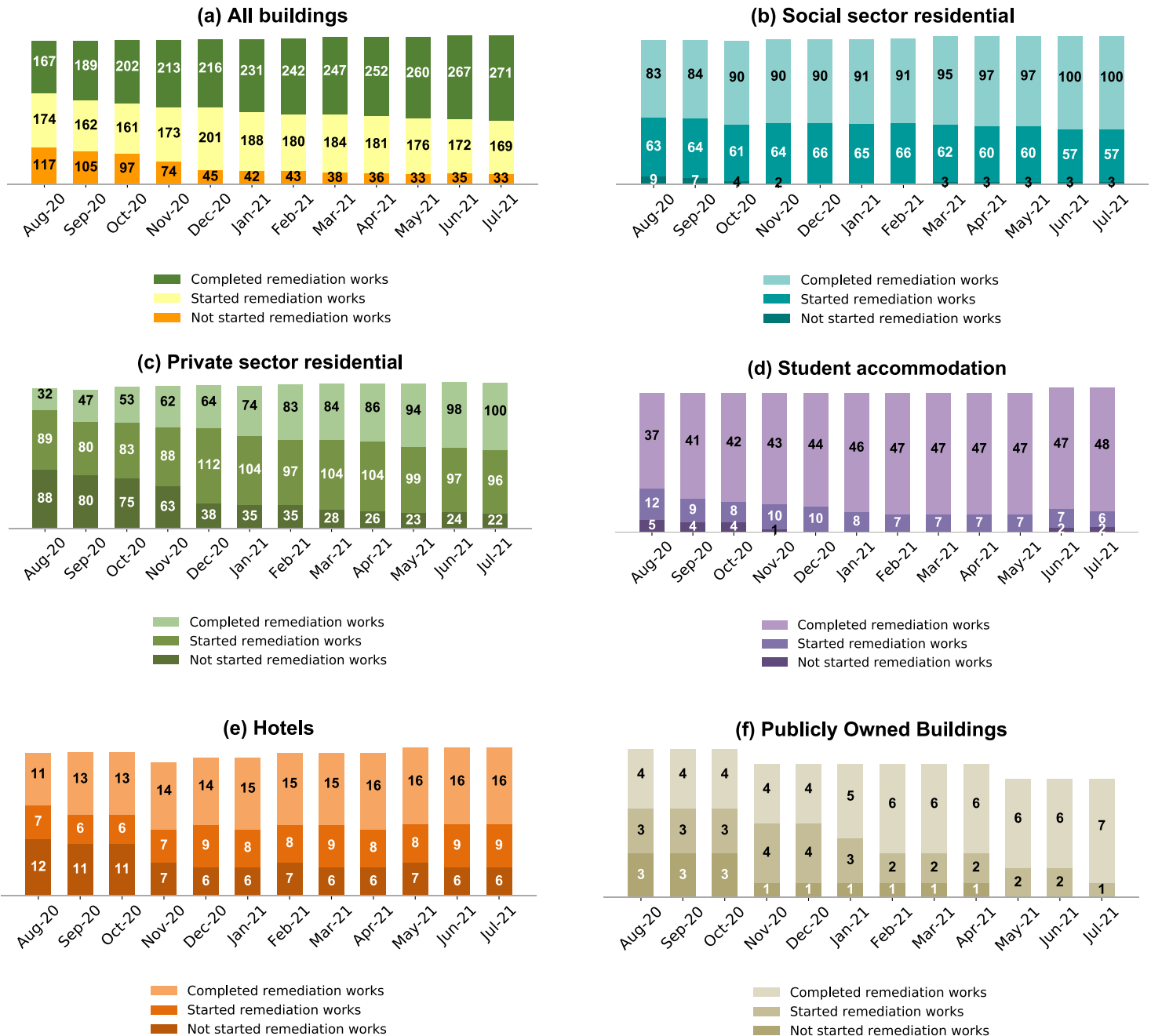
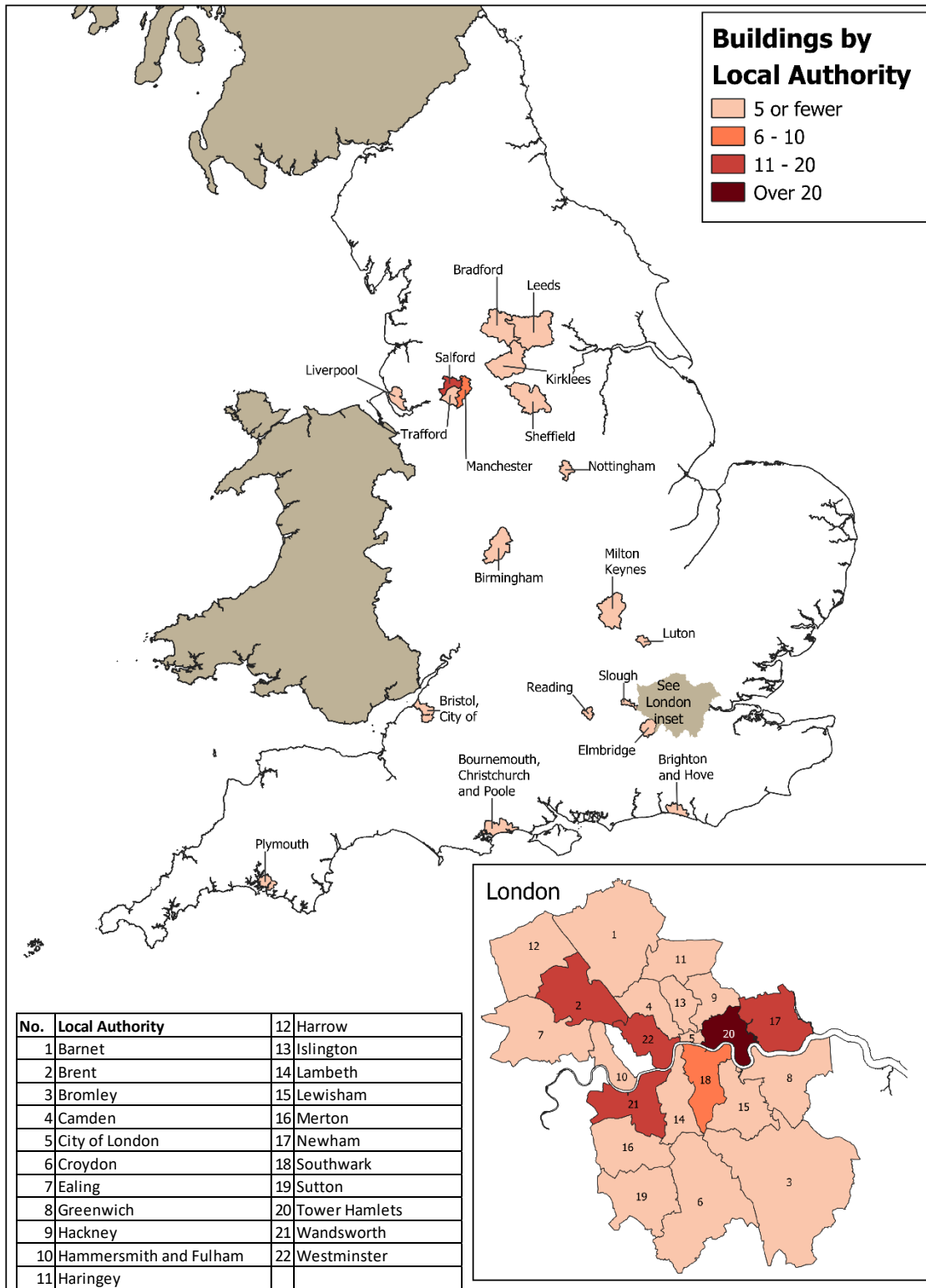


Figure 2: Most high-rise buildings with ACM cladding systems unlikely to meet Building Regulations yet to be remediated are concentrated around urbanised areas in England, notably Manchester and Greater London

England, 31 July 2021



Note: Local authorities with fewer than ten high-rise residential buildings (regardless of whether or not they have cladding) have been removed from the map above, as their inclusion could lead to the identification of one or more buildings with ACM cladding systems unlikely to meet Building Regulations in these areas. Local authority data is available in WebTable 3 published alongside the release.

Introduction

Following the Grenfell Tower tragedy, the government established a Building Safety Programme to ensure that residents of high-rise residential buildings are safe, and feel safe from the risk of fire, now and in the future. An independent Expert Panel was appointed to advise the Secretary of State for Housing, Communities and Local Government on building safety measures.

This Data Release provides data on:

- 1) The total number of high-rise residential multi-occupied buildings in England;
- 1) high-rise (over 18 metres) residential buildings (including student accommodation and hotels) and publicly owned buildings identified with Aluminium Composite Material (ACM) cladding systems unlikely to meet Building Regulations;¹ and
- 2) progress with remediation of buildings with ACM cladding systems unlikely to meet Building Regulations, and the number of buildings yet to be remediated, in social and private residential, student accommodation, hotels and publicly owned buildings.

The Data Release uses data from several sources (see [Technical Notes](#)):

- **Building Research Establishment (BRE) tests;**
- **Local authority confirmation** – following local authorities working with building owners and agents to identify any cladding issues;
- **Housing Association confirmation** – following housing association work with social sector buildings and where they act as head lessors in the private sector;
- **Discussions with responsible stakeholders** – including building owners, developers and agents;
- **Valuation Office Agency property attribute data** – to validate the number of dwellings in high-rise residential buildings; and
- **Greater London Authority and Homes England data** – on social and private sector remediation funds.
- **Data provided by the Ordnance Survey® and Domestic Energy Performance Certificate Data** – to calculate the number and characteristics of all high-rise residential multi-occupied buildings in England.
- **Care Quality Commission (CQC) Data** – contains a complete list of the places in England where care is regulated by CQC.

The government's independent Expert Panel advised that the clearest way of ensuring an external wall system adequately resists external fire spread is for all the relevant elements of the wall to be of limited combustibility, or to use an external wall system which can be shown to have passed a large-scale system test as specified in British Standard BS8414.

¹ The Data Release does not provide data on 3 hotels with ACM cladding. Further information on these 3 hotels and their exclusion from the programme can be found in Section 2.6 of the [November 2020 Data Release](#).

In the summer of 2017, the government commissioned a series of large-scale system tests to assess how different ACM panels with different insulation types behave in a fire. Seven tests were undertaken so urgent advice could be provided to building owners.

The Expert Panel has issued a number of advice notes for building owners on the measures they should take to ensure their buildings are safe. [Building safety advice for building owners, including fire doors](#) brings these documents together.

On 17 October 2018, the Ministry of Housing, Communities and Local Government (MHCLG) [announced](#) the release of funding to remediate high-rise social sector residential buildings with ACM cladding unlikely to meet Building Regulations. On 9 May 2019, the government [announced](#) its commitment to fund the remediation of high-rise private sector residential buildings with ACM cladding systems unlikely to meet Building Regulations. The private sector remediation fund application guidance including eligibility and evidence criteria was [published](#) in July 2019. As of 12 September 2019, eligible private sector building owners were able formally to submit their applications for funding for ACM removal and replacement. The eligibility of new applications to the fund is decided on a case-by-case basis.

The government placed a ban on combustible materials on new high-rise homes, implemented through the Building (Amendment) Regulations 2018 (laid on 29 November 2018). The regulations came into force on 21 December 2018. The Government committed to review the effectiveness of the ban after one year. In January 2020, the government launched a [consultation](#) on proposed amendments to the ban.

The ban does not apply to existing buildings where no building work is being carried out. In these instances, we consider that a case-by-case risk-based approach to fire safety in existing buildings is most appropriate in line with the advice already issued by the Department and the Expert Panel.

MHCLG is collecting data on all external wall systems on residential buildings 18 metres and above in height and will publish appropriate information from the data collection in the monthly data release when ready.

On 11 March 2020, the Chancellor announced in the Budget a £1 billion fund in 2020/21 to fund the removal and replacement of unsafe non-ACM cladding systems. The [prospectus](#) for the Building Safety Fund was published in May 2020. Registrations for the Fund opened on 1 June and closed on 31 July 2020. Eligible applicants will be given access to the relevant application portal following completion of technical due diligence at registration. Statistics on the most recent registrations to the Building Safety Fund are available [here](#).

MHCLG has published [guidance](#) on building safety, remediation and COVID-19, reflecting the government's view that remediation of unsafe ACM cladding remains a priority.

On 16 October 2020, MHCLG published information on [Waking Watch costs](#) based on data collected through a range of external stakeholders from June to September 2020. From 15 July

2021, MHCLG started to publish [Waking Watch Relief Fund data](#). This data will be regularly updated.

On 21 November 2020, MHCLG published information on estimates of [EWS1 requirements on residential buildings in England](#), including indicative analysis on the cladding coverage of residential buildings and the number of leasehold dwellings in those buildings. This analysis was updated on 8 March 2021 due to a further publication of guidance notes by the Royal Institution of Chartered Surveyors.

On 10 February 2021, MHCLG [announced a five-point plan](#) to bring an end to unsafe cladding, including further grant funding of £3.5 billion to fully fund the removal of unsafe cladding for leaseholders in all residential buildings 18 metres and over in England.

On 5 July 2021 the [Building Safety Bill](#) was introduced to the House of Commons. The Bill will strengthen the whole of the building safety system and delivers on the recommendations made in Dame Judith Hackitt's [Independent Review of Building Regulations and Fire Safety](#). It will create a new robust regulatory system for higher-risk buildings, setting out clear duties and responsibilities on those who commission, design, construct and refurbish higher-risk buildings as well as those responsible for ensuring buildings are safely managed when occupied.

The figures in this publication are correct as at the specified dates, but work is ongoing to remove and replace ACM cladding systems unlikely to meet Building Regulations. This means that the figures may include some buildings that have since removed and replaced ACM cladding systems.

The Ministry of Housing, Communities and Local Government will publish further data releases on:

- 16 September 2021
- 14 October 2021
- 11 November 2021

These will refer to the situation at the end of the previous calendar month.

1. Overview and updates

1.1 Buildings Identified with ACM cladding

Number of high-rise residential and publicly owned buildings identified with ACM cladding systems unlikely to meet Building Regulations

MHCLG uses data from several sources to confirm whether a high-rise building has an Aluminium Composite Material (ACM) cladding system unlikely to meet Building Regulations (see [Technical Notes](#)), including:

- **Building Research Establishment (BRE) tests;**
- **Local authority confirmation** – following local authorities working with building owners and agents to identify any cladding issues;
- **Discussions with responsible stakeholders** – including building owners, developers and agents.

MHCLG has identified a total of 473 high-rise residential buildings and publicly owned buildings as having ACM cladding systems unlikely to meet Building Regulations, a decrease of one since the end of June 2021. Buildings may move out of scope of the Building Safety Programme if confirmed as being less than 18 metres tall or the ACM cladding systems comply with Building Regulations.

Table 1: The total number of buildings identified with ACM cladding systems unlikely to meet Building Regulations is 473, a decrease of one from last month. England, 31 July 2021

	31 July 2021	30 June 2021	Monthly change
Social sector residential	160	160	0
Private sector residential	218	219	-1
Student accommodation	56	56	0
Hotels	31	31	0
Publicly owned buildings	8	8	0
Total	473	474	-1

There are 23 buildings for which the cladding status is awaiting confirmation. We are in touch with named contacts for all these buildings, many of whom have come to light in recent months, who are either pursuing testing action or providing further details on these buildings.

Once buildings with ACM cladding systems are identified, local authorities work with fire and rescue services to ensure that interim safety measures are in place and to ensure that the

buildings are remediated to comply with Building Regulations.

1.2 High-rise Residential Buildings in England

Total number of high-rise residential multi-occupied buildings of 18 metres or more in height, or more than six storeys (whichever is reached first)

The total number of high-rise residential multi-occupied buildings of 18 metres or more in height, or more than six storeys (whichever is reached first) in England is estimated as of April 2020 to be 12,500².

- Of which 6,500 (52%) are private sector buildings (private residential buildings and student accommodation) and 6,000 (48%) are social sector buildings.
- Over 95% of buildings, approximately 12,000, were identified as flat dwellings, with the remaining proportioned across houses in multiple occupation, residential education and sheltered accommodation.
- We have identified 1,500 (12%) buildings above six storeys and under 18 metres, 7,000 (56%) buildings between 18 metres to 29 metres and the remaining 4,000 (32%) buildings greater than and equal to 30 metres.

The Government's [response](#) to the Building a Safer Future consultation published in April 2020 proposed that the new building safety regime would apply to multi-occupied residential buildings of 18m or more, or more than six storeys. The above buildings are proposed to be "higher-risk buildings" as published in the [Building Safety Bill](#) and draft regulations: The Higher-Risk Buildings (Descriptions and Supplementary Provisions) Regulations.

The characteristics of the buildings are slightly different from those we report on in this Data Release regarding the remediation of ACM cladding materials – most notably hotels and publicly owned buildings are covered in the ACM sections of this release.

The central estimate of 12,500 buildings does contain an element of uncertainty mainly due to data quality issues identified in the OS ® Buildings Height Attribute Data. Further information on the methodology is available in the Data Collection section in the Technical Note.

Crown Buildings

The Crown Estates estimate there are approximately 70 Crown buildings which are over 18 metres tall and with at least 2 residential dwellings.

² Multi-occupied residential buildings are defined as social and private residential and student accommodation, and exclude hotels. This figure was estimated as of April 2020 and will only be updated in this series of monthly data releases if the number or methodology changes substantially.

1.3 Residential Buildings between 11 metres and 18 metres in height in England

Total number of residential buildings between 11 metres and 18 metres in height

The total number of residential buildings between 11 metres and 18 metres in height in England is estimated as of September 2020 to be 77,500³.

- Over 98% of buildings, approximately 76,000, were identified as residential dwellings/flats, with the remaining proportioned across residential education and sheltered accommodation.
- MHCLG identified 57,800 (75%) buildings between 11 metres to 13 metres, 16,600 (21%) buildings between 14 metres to 16 metres and the remaining 3,100 (4%) buildings between 17 metres to 18 metres.

The central estimate of 77,500 buildings does contain an element of uncertainty mainly due to data quality issues identified in the Ordnance Survey (OS) ® Building Height Attribute Data, the property classifications which determine whether the building is residential or not and the number of unique property reference number (UPRN) recorded for each building. This could have an impact on our data coverage and therefore overstate or understate the number of buildings in scope.

MHCLG analysts and Ordnance Survey are investigating these data quality issues to review MHCLG's methodology for estimating the number of residential buildings between 11 metres and 18 metres in height in England. An interim finding of this review was referenced in a [Written Ministerial Statement](#) on 21 July 2021. This estimate is a working estimate and is subject to change due to further ongoing revisions to the methodology. When the methodology has been finalised and quality assured a revised estimate of the number of residential buildings between 11 metres and 18 metres in height will be published.

1.4 Residents and dwellings in residential buildings over 11 metres in England

Estimated number of dwellings in high-rise residential multi-occupied buildings of 18 metres or more in height, or more than six storeys (whichever is reached first)

The total number of dwellings in high-rise residential buildings in England is estimated as of December 2020 to be 691,000.⁴ This represents approximately 3% of the total dwellings stock in

³ This figure was estimated as of September 2020 and will only be updated in this series of monthly data releases if the number or methodology changes substantially.

⁴ Figures in Section 1.4 were estimated as of November 2020, unless stated otherwise, and will only be updated in this series of monthly data releases if the number or methodology changes substantially.

England⁵. Since 95% of high-rise buildings have been identified as containing flat dwellings, this means that the total number of dwellings is estimated from 12,000 high-rise residential buildings.

The average number of dwellings per high-rise building is estimated to be 58, with an estimated 57 dwellings per social sector residential building and 58 dwellings per private sector residential building. Therefore, approximately 50% are social sector dwellings and 50% are private sector dwellings, with a marginally higher number of private sector dwellings.

Table 2: Estimated numbers of dwellings in high-rise residential buildings by tenure. England, November 2020

	Dwellings	Buildings	Dwellings per building
Social sector residential	344,000	6,000	57
Private sector residential	347,000	6,000	58
Total	691,000	12,000	58

Since taller buildings are likely to contain more dwellings, we have estimated the average dwellings for high-rise buildings in different height brackets according to the number of buildings estimates in Section 1.2. The average number of dwellings per buildings above six storeys and under 18 metres is 44, for buildings between 18 metres to 29 metres is 52, and for buildings greater than and equal to 30 metres is 81. These estimates align with the expectation that the number of dwellings is higher in taller high-rise buildings. However, these estimates are subject to uncertainty as we do not yet have full data coverage on heights.

The dwellings count of a building can come from several data sources, mainly UPRN counts. Using UPRN counts as an estimate of dwellings contains an element of uncertainty, more information on which can be found in the Data Collection section in the Technical Notes.

Estimated number of dwellings in 11-18m residential buildings

The total number of dwellings in 11-18m buildings in England is estimated as of December 2020 to be 1.42 million. This represents approximately 6% of the total dwellings stock in England⁶. The estimate is based on an average of 19 dwellings per building. The average number of dwellings per building is 15 in buildings between 11 and 13 metres, 26 in buildings between 14 and 16 metres, and 33 in buildings between 17 and 18 metres.

Since 98% of 11-18m residential buildings have been identified as containing flat dwellings, this means that the total number of dwellings estimated come from 76,000 11-18m buildings.

⁵ Source: <https://www.gov.uk/government/statistics/dwelling-stock-estimates-in-england-2020>

⁶ Source: <https://www.gov.uk/government/statistics/dwelling-stock-estimates-in-england-2020>

Table 3: Estimated numbers of dwellings in 11-18m residential buildings by height range. England, November 2020

	Dwellings	Buildings	Dwellings per building
11-13m	882,000	57,000	15
14-16m	417,000	16,000	26
17-18m	101,000	3,000	33
Total	1,420,000	76,000	19

The dwellings count of 11-18m buildings comes from one data source, UPRN counts. This method contains an element of uncertainty, more information on which can be found in the Data Collection section in the Technical Notes.

Estimated number of leasehold dwellings in buildings over 11m

In a recent ad hoc [publication](#), we provided an estimate of the total number of leasehold dwellings in residential buildings over 11m in England of 1.27 million dwellings. This represents approximately 27% of all leasehold dwellings in England and approximately 40% of leasehold dwellings in flats⁷. This figure remains our current best estimate.

For buildings over 18 metres or more than six storeys tall, we have established above that 50% are private sector residential buildings and 50% are social sector residential buildings. Private sector buildings are assumed to contain solely leasehold dwellings whereas 28% of dwellings within social sector buildings are estimated to be private leasehold using data from the English Housing Survey (EHS).

For buildings between 11 and 18 metres, the same split between private and social sector residential buildings over 18 metres in height is applied as a reasonable proxy. Again, private sector buildings are assumed to contain solely leasehold dwellings but 16% of dwellings within social sector buildings are estimated to be private leasehold using data from the EHS. More information can be found in the Data Collection section in the Technical Notes.

⁷ Source: <https://www.gov.uk/government/statistics/leasehold-dwellings-2019-to-2020>

**Table 4: Estimated numbers of leasehold dwellings in private and social sector residential buildings over 11m by height.
England, November 2020**

	Leasehold dwellings in private sector buildings	Leasehold dwellings in social sector buildings	All leasehold dwellings
11-18m	710,000	114,000	824,000
Over 18m or 6 storeys	347,000	96,000	444,000 ^a
All over 11m	1,060,000 ^a	210,000	1,270,000 ^a

Notes: ^a These figures do not sum due to rounding.

Estimated number of residents in buildings over 11m

It is not only important to know about the landscape of residential buildings and leaseholders in England but also about the residents of these buildings to gain a person-level perspective.

We estimate that the total number of residents in residential buildings over 11 metres tall in England is 3.87 million residents as of February 2021. This includes 1.31 million (34%) in buildings over 18 metres or more than six storeys tall and 2.56 million (66%) in buildings between 11 and 18 metres in height. Overall, the proportion of the population of England living in high or mid-rise flats is approximately 7%.

**Table 5: Estimated numbers of residents living in residential buildings over 11m by height.
England, February 2021**

	Estimated dwellings	Total residents
Over 18m or 6 storeys	691,000	1,310,000
11-18m	1,420,000	2,560,000
Total	2,110,000 ^a	3,870,000

Notes: ^a This figure does not sum due to rounding.

These estimates are calculated using average household size data from the English Housing Survey, applying the figure for low-rise flats for 11-18 metre buildings and the figure for high-rise flats to buildings over 18 metres. Please see the Data Collection section in the Technical Notes for more information on the uncertainties of these estimates.

1.5 Non-residential Buildings in England

Total number of care homes

The total number of buildings identified as care homes from the Care Quality Commission (CQC) data in England is estimated as of September 2020 to be 15,700⁸. Of these, an estimated total of 13,500 care homes were identified in the data provided by the Ordnance Survey[®] (OS[®]) and the Domestic Energy Performance Certificate (EPC) data which showed that:

- There are 9,800 residential homes and 3,700 nursing homes.
- We estimate over 98% of care homes are below 11 metres in height, with the remaining at 11 metres and above. Based on limited data coverage, we estimate a maximum of 10 care homes are over 18m.

The central estimate of 13,500 care homes does contain an element of uncertainty mainly due to data quality issues identified in the property classifications and height classifications. This could skew our data coverage and therefore understate or overstate the number of care homes.

Number of Hospital Buildings

The total number of hospital sites in England as of March 2020 was 1,261. This is taken from Estates Returns Information Collection (ERIC) NHS data of individually reported sites, published in January 2021. An individually reported hospital site is defined as an NHS site of either over 500m² or with over 10 inpatient beds.

A proportion of buildings and building heights per site was derived using Ordnance Survey (OS)[®] MasterMap data and applied to the site number from ERIC data. Of buildings on these sites:

- An estimated 274 (5%) buildings on hospital sites are over 18m in height.
- An estimated 440 (8%) buildings on hospital sites are between 11 and 18m in height.
- A total of 714 buildings (14%) on hospital sites are estimated to be over 11m in height.

However, these estimates have important caveats

1. These numbers represent MHCLG's best estimate of the number of buildings on hospital sites over 18m in height, and do not correspond to specific buildings.
2. We have used maximum height, rather than highest occupiable floor.
3. They are likely to be an over-estimate, as not all buildings on hospital sites will have in-patient beds and be 'hospitals'. Further work would be needed at hospital level to determine the exact number and specific addresses of buildings.
4. The methodology used to analyse heights of buildings on hospital sites is at prototype stage. As a result, there are likely to be some data quality issues, and on further

⁸ This figure was estimated as of September 2020 and will only be updated in this series of monthly data releases if the number or methodology changes substantially.

examination there may be some variation in the range or height proportions.

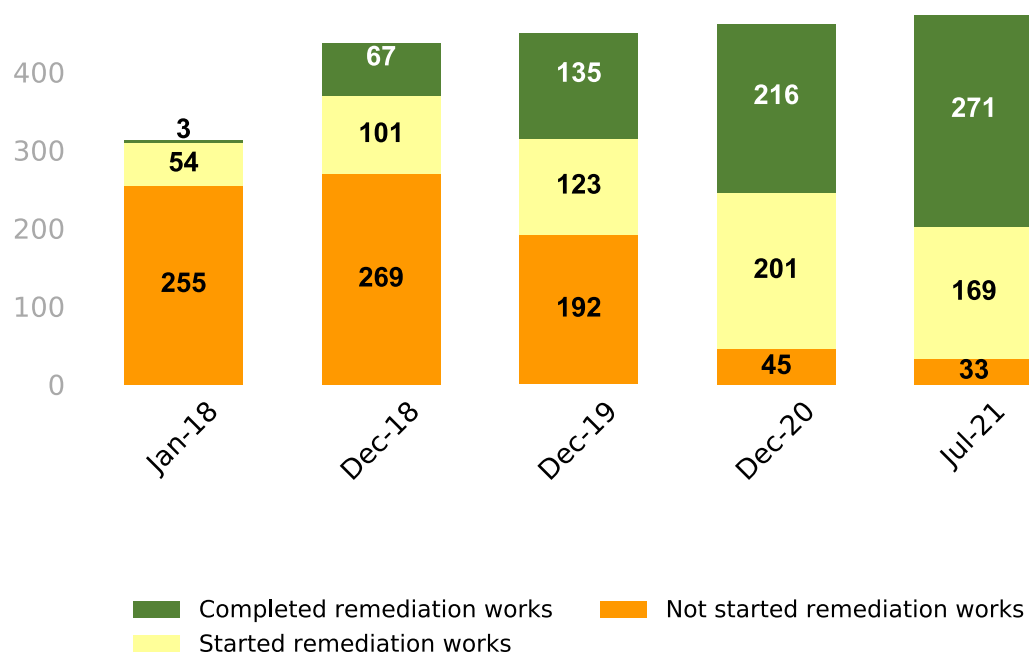
Further information on the methodology is available in the technical notes of this release.

2. Progress in remediating buildings

2.1 Annual Progress

During 2020 the number of high-rise residential and publicly owned buildings identified with ACM cladding systems unlikely to meet Building Regulations that had completed or started remediation works increased by 159 from 258 (57% of identified buildings) at the end of December 2019 to 417 (90%) at the end of December 2020. This compares to an increase of 90 between the end of December 2018 and December 2019 and an increase of 111 between 10 January 2018 and the end of December 2018.⁹ As at 31 July 2021, 440 buildings had completed or started remediation (93% of all identified buildings) – an increase of 23 since the end of December 2020.

Figure 3: 159 further buildings started remediation in 2020, compared to 90 in 2019.¹⁰



216 buildings had fully completed remediation at the end of December 2020 (47% of all identified buildings), an increase of 81 from 135 (30%) at the end of December 2019. This compares to an increase of 68 completions between the end of December 2018 and December 2019. As at 31 July 2021, 271 buildings had fully completed remediation – an increase of 55 since the end of December 2020.

⁹ Data for the private sector was still being collected in January 2018. The total number of buildings identified with ACM cladding systems unlikely to meet Building Regulations at 10 January 2018 was 312 compared to 437 at 31 December 2018 and 462 at 31 December 2020. Remediation progress in January 2018 was collected for social sector buildings only and it is assumed that all other tenures started remediation from 2018 onwards.

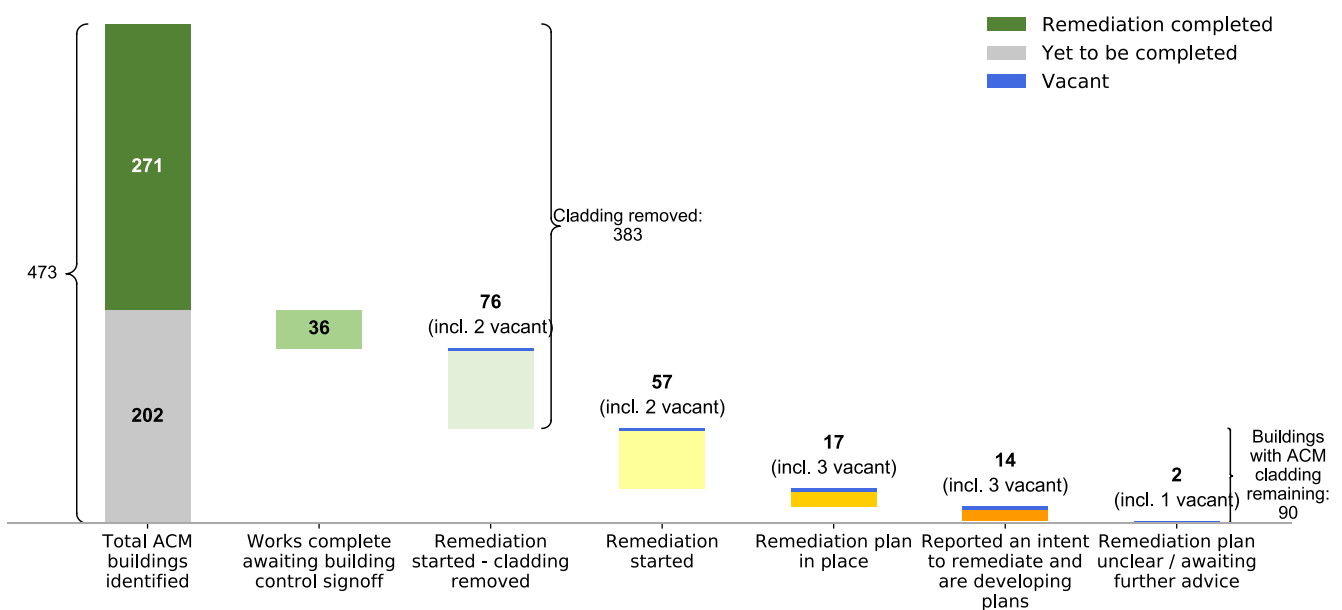
¹⁰ Data for January 2018 is as at 10 January 2018. For all other months, data is as at the last day of the month.

As at 31 December 2020, the number of dwellings in remediated social and private sector residential buildings was approximately 11,400 to 12,400 – an increase of around 5,000 since the end of December 2019. So far in 2021, there are an estimated 15,500 to 16,900 dwellings in remediated social and private sector residential buildings – an increase of around 4,300 since the end of December 2020.

2.2 Overall remediation

As at 31 July 2021, of the 473 high-rise residential and publicly owned buildings identified with ACM cladding systems unlikely to meet Building Regulations, remediation has either completed or started on 440 (93% of all identified buildings, which equates to 96% of those buildings identified at 31 December 2019) – an increase of one since the end of June.

Figure 4: 93% of the 473 ACM clad high-rise buildings have started or completed remediation, with 81% having had their ACM cladding removed.



383 buildings have either completed remediation or have had their ACM cladding systems removed (81% of all identified buildings, equating to 85% of buildings identified at 31 December 2019) – an increase of four since the end of June. Of these, 271 buildings have fully completed remediation (57% of all identified buildings, equating to 62% of buildings identified at 31 December 2019) – an increase of four since the end of June. A further 9 (2%) buildings which haven't yet had their ACM cladding systems removed are vacant.

Overall, 392 buildings (83% of all identified buildings) have had their ACM cladding systems removed (including those that have completed remediation) or are vacant so no longer represent a risk to resident safety.

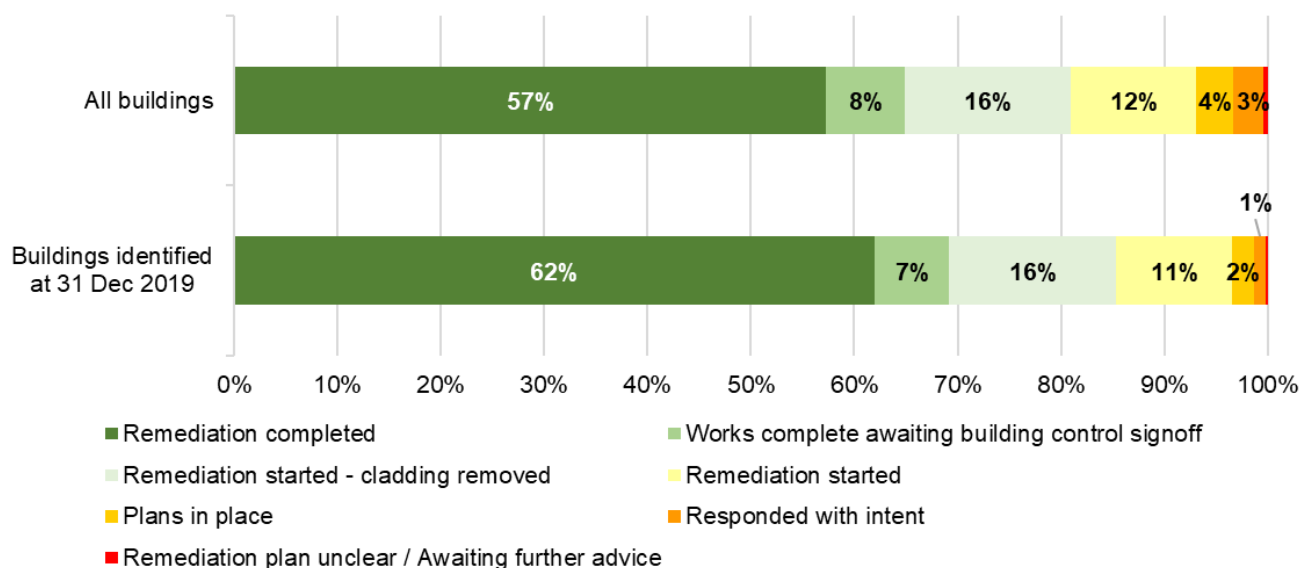
There are 90 high-rise residential and publicly owned buildings still with ACM cladding systems unlikely to meet Building Regulations in England – a decrease of five since the end of June. Of

these, 57 buildings have started remediation and a further seven are vacant. There are 26 occupied buildings yet to start remediation (5%) and 14 of these have remediation plans in place.

The Department continues to prioritise and support the swift remediation of buildings with ACM cladding systems unlikely to meet Building Regulations. Of the 11 occupied buildings currently reporting an intent to remediate (2% of all identified buildings), all are receiving dedicated expert construction advice for their remediation (or will shortly have a dedicated advisor appointed for those newly in scope). Five of these buildings have had or are having enforcement action taken against them, with the Department's Joint Inspection Team supporting local authorities to carry out enforcement action on three of these buildings (additional information on the Department's interventions can be found in Section 3).

Since 31 December 2019, 45 further high-rise residential and publicly owned buildings have been identified with ACM cladding systems unlikely to meet Building Regulations and have moved into scope of the Building Safety Programme¹¹. Remediation can be complex, with the requirements and timelines for remediation work and completion varying from building to building. 96% of buildings identified at 31 December 2019 have started or completed remediation works compared to 93% of all buildings identified, including those identified after 31 December 2019.

Figure 5: 96% of buildings identified at 31 December 2019 have started or completed remediation compared to 93% for all buildings in the programme.



It is currently estimated that, by the end of Q3 2021, 96% of identified high-rise residential and publicly owned buildings with unsafe ACM cladding will have started or completed remediation. Of the 21 buildings not forecast to start remediation by the end of Q3 2021, five are vacant so do not represent a risk to resident safety. Enforcement action has been, or is being, taken against 13 of

¹¹ 22 buildings have also moved out of scope of the programme, so the net increase has been 23 buildings to 473 as at 31 July 2021.

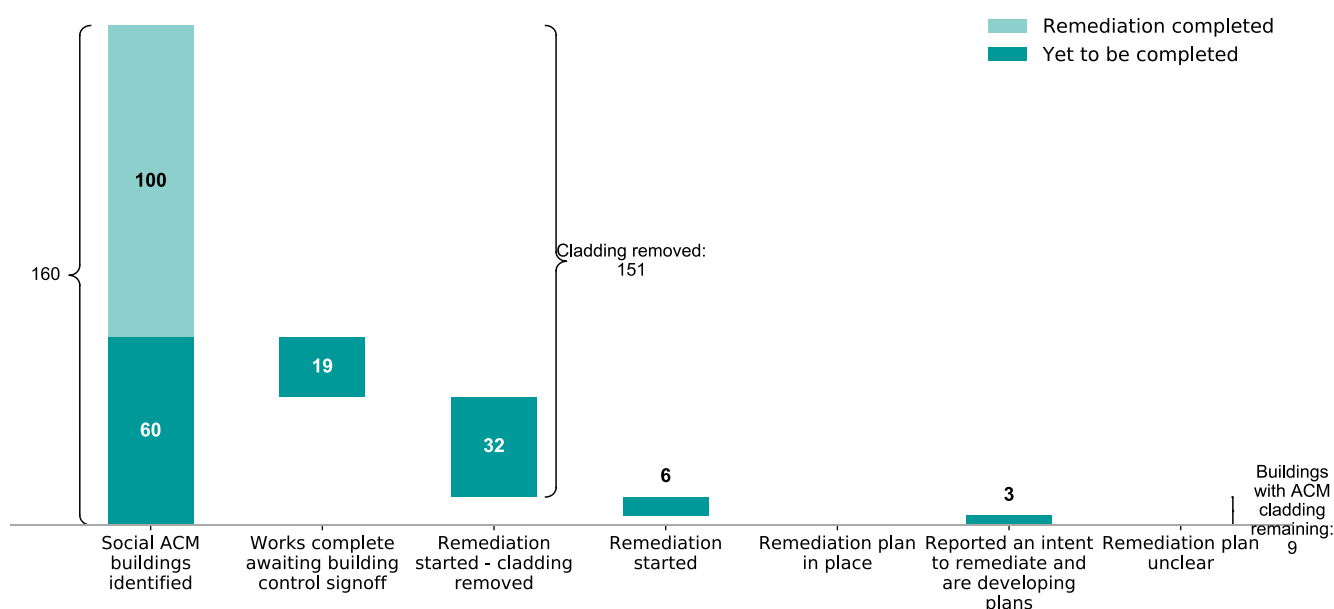
the 21 remaining buildings. Of those buildings identified at 31 December 2019, it is currently estimated that 98% will have started or completed remediation by the end of Q3 2021.

By the end of 2021, it is currently estimated that 92% of identified buildings (434) will have completed ACM remediation works, had their ACM cladding removed or be vacant. The largest group will be those that have completed ACM remediation works (80% or 380 buildings). Of those buildings identified at 31 December 2019, it is currently estimated that by the end of 2021, 96% (410 out of 428) will have completed ACM remediation works, had their ACM cladding removed or be vacant. 84% (360) will have completed ACM remediation works. These estimates are based on information provided by building owners and agents and are expected to change as further information is received. These estimates can also change as a result of buildings being newly identified. The Department continues to engage with building owners to start remediation works on site as soon as possible, and will continue to support local authorities and fire and rescue services in the use of their enforcement powers.

2.3 Social sector residential remediation

As of 31 July 2021, 160 high-rise social sector residential buildings have been identified with ACM cladding systems unlikely to meet Building Regulations, no change since the end of June¹². Of these, 100 buildings have completed remediation (63% of all identified social sector residential buildings) – including receiving sign-off from building control where necessary – no change since the end of June. This includes two buildings that have vacated their residents and removed cladding prior to demolition. The remediated social sector residential buildings account for approximately 7,500 dwellings.

Figure 6: 98% of the 160 social sector residential buildings have started remediation, with 94% having had their ACM cladding removed.



This leaves 60 social sector residential buildings yet to be remediated. Of these, 57 have started remediation. There are approximately 4,400 dwellings in the social sector residential buildings that are yet to be remediated. Of those buildings where remediation has started, 51 are known to have had the cladding removed, 19 of which have completed works and are awaiting building control sign off.

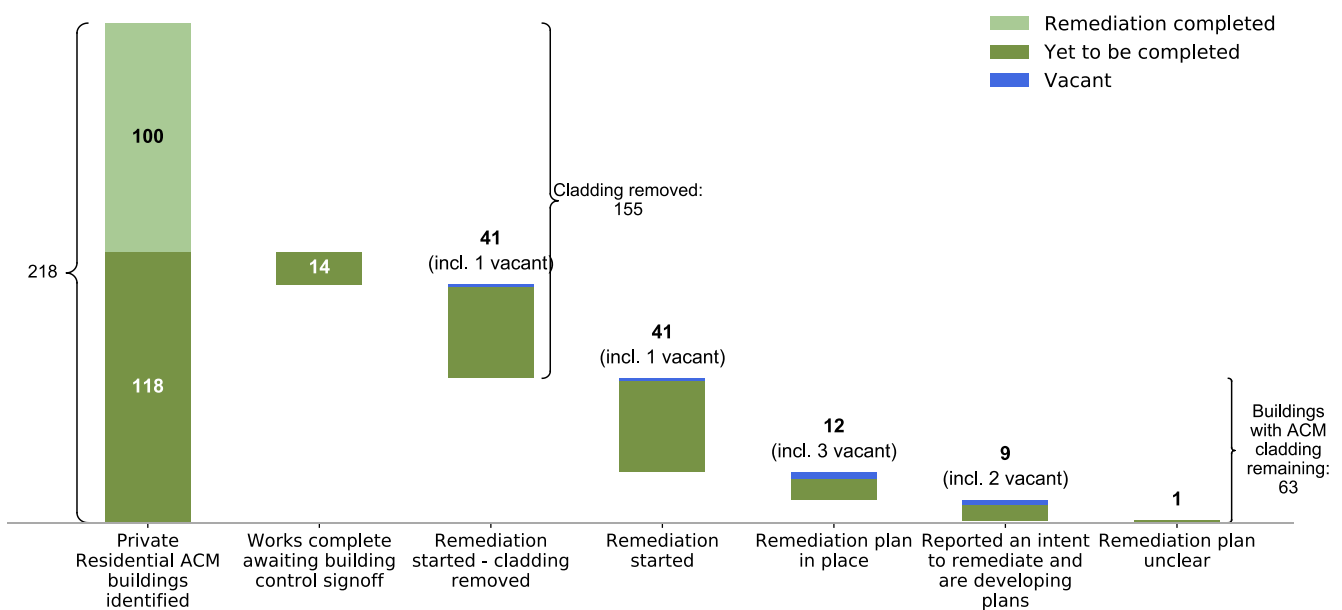
Overall, 151 social sector residential buildings have completed remediation or had their ACM cladding systems removed (94% of social sector buildings, equating to 97% of buildings identified at 31 December 2019) – no change since the end of June. Remediation has either completed or started on 157 social sector residential buildings (98% of social sector buildings, equating to 100% of buildings identified at 31 December 2019).

¹² This includes two buildings that are below 18m in height but have been approved to receive funding from the Social Sector ACM Cladding Remediation Fund due to the introduction of a 30cm tolerance, resulting in buildings between 17.7m and 18m in height being eligible to apply for funding.

2.4 Private sector residential remediation

There are 218 high-rise private sector residential buildings identified with ACM cladding systems unlikely to meet Building Regulations, a decrease of one since the end of June. 100 of these buildings have completed remediation (46% of all identified private sector residential buildings) – an increase of two since the end of June. Remediated private sector residential buildings account for approximately 8,000 to 9,400 dwellings.

Figure 7: 90% of the 218 private sector residential buildings have completed or started remediation with 71% having had their ACM cladding removed.



This leaves 118 private sector residential buildings yet to be remediated. Of these, 96 (44% of all private sector residential buildings) have started remediation and a further five buildings are known to be vacant.

Overall, 196 private sector buildings have either completed or started remediation (90% of all private sector residential buildings, equating to 94% of buildings identified at 31 December 2019).

Of those buildings where remediation has started, 41 buildings are known to have had their ACM cladding removed, though remediation is not yet complete, and 14 further buildings have completed works and are awaiting building control sign off. Overall, 155 private residential buildings have completed remediation or had their ACM cladding systems removed (71% of private residential buildings, equating to 75% of buildings identified at 31 December 2019) – an increase of four since the end of June.

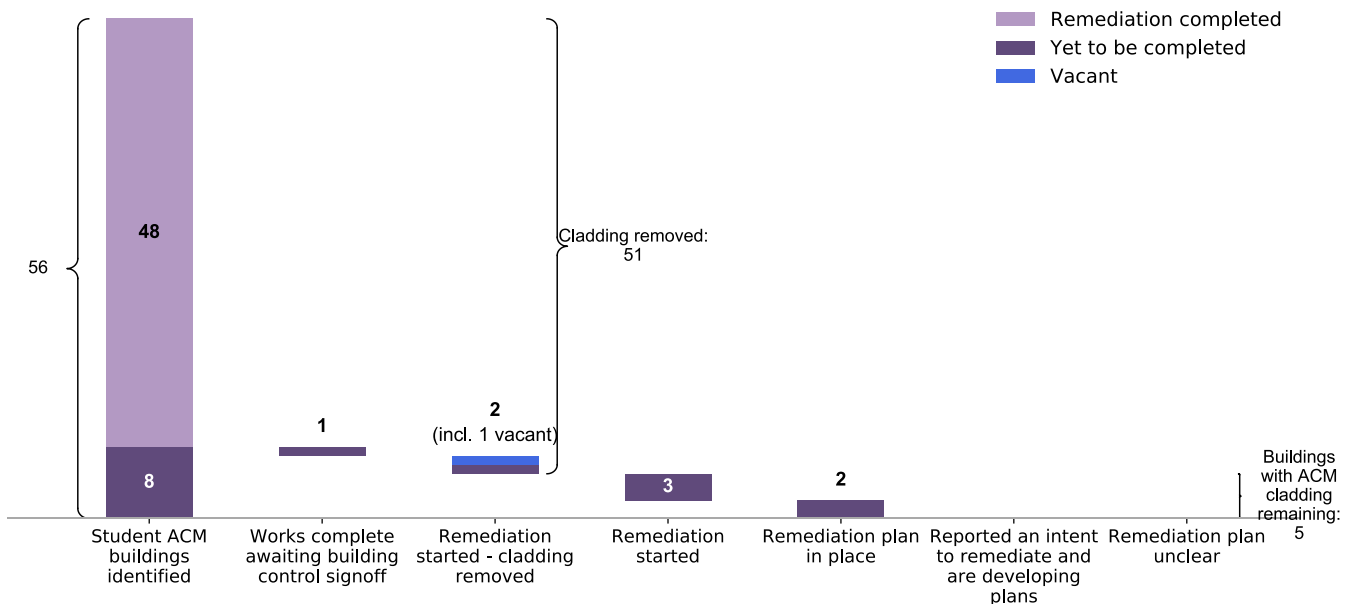
There are approximately 9,400 to 11,400 dwellings in the 111 private sector residential buildings that are occupied and yet to be remediated.

2.5 Student accommodation remediation

There are 56 high-rise student accommodation buildings identified with ACM cladding systems unlikely to meet Building Regulations – no change since the end of June. Of these, 48 (86%) have completed remediation – an increase of one since the end of June. Six of the eight buildings yet to be remediated have started remediation. Of these buildings, one has completed works and is awaiting building control sign off and two are known to have had their ACM cladding systems removed.

Overall, 51 student accommodation buildings have completed remediation or had their ACM cladding systems removed (91% of student accommodation buildings) – no change since the end of June.

Figure 8: 96% of the 56 student accommodation buildings have started remediation, with 91% having had their ACM cladding removed.



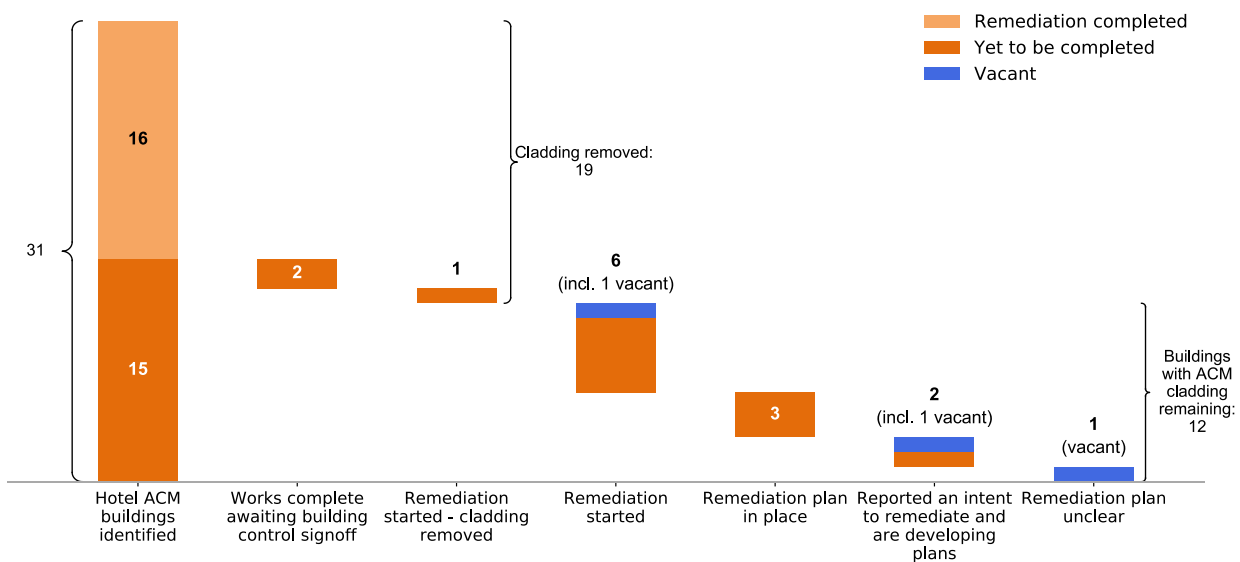
2.6 Hotel remediation

There are 31 high-rise hotels identified with ACM cladding systems unlikely to meet Building Regulations, no change since the end of June. 16 (52%) of these buildings have completed remediation, no change since the end of June.

Nine hotels have started remediation, no change since the end of June. Of these hotels, two have completed works and are awaiting building control sign off and one is known to have had its ACM cladding removed. Overall, 19 hotels have completed remediation or had their ACM cladding systems removed (61% of hotels) – no change since the end of June.

Of the six buildings that are yet to start remediation, latest intelligence is that two buildings are known to be vacant.

Figure 9: 81% of the 31 hotels with ACM cladding have started or completed remediation, with 61% having had their ACM cladding removed.

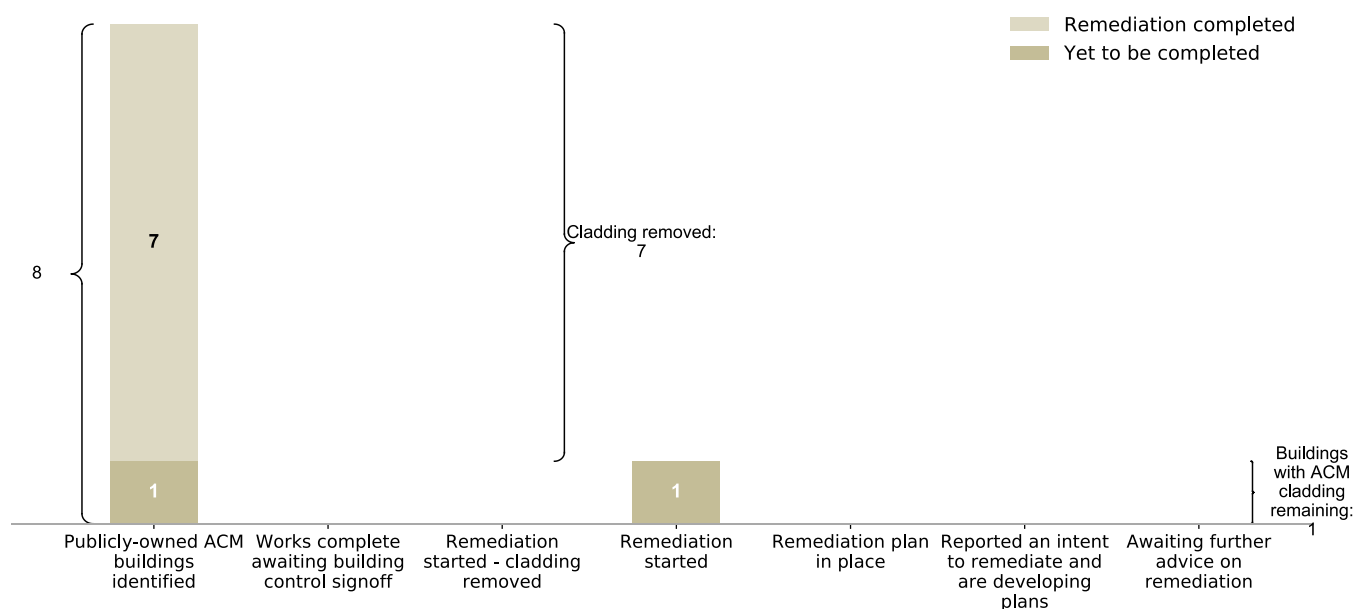


2.7 Publicly owned buildings remediation

There are eight publicly-owned buildings (publicly owned schools and health buildings) identified with ACM cladding systems unlikely to meet Building Regulations, no change since the end of June. Seven of the eight publicly owned buildings have completed remediation works, an increase of one since the end of June. These buildings comprise one school and six health buildings.

Overall, seven publicly owned buildings have completed remediation or had their ACM cladding systems removed (88% of publicly owned buildings). One further publicly-owned building has started remediation.

Figure 10: 100% of the eight publicly-owned buildings with ACM cladding have started or completed remediation.



The Department for Health and Social Care and Department for Education are working with building owners on appropriate remediation work whilst considering building users' needs.

2.8 Remediation by area

Figure 11 shows remediation progress for the areas of London, Greater Manchester and the Rest of England¹³. This breakdown has been provided for London and Greater Manchester as both areas contain large clusters of high-rise residential and publicly owned buildings with ACM cladding systems unlikely to meet Building Regulations and both have a cross-local authority approach to high-rise building safety.

Overall, there are 262 high-rise residential and publicly owned buildings identified with ACM cladding systems unlikely to meet Building Regulations in London, 72 in Greater Manchester and 139 in the Rest of England. Remediation is complete for 121 buildings in London (46% of all buildings identified in London), 44 buildings in Greater Manchester (61%), and 106 buildings in the Rest of England (76%).

119 buildings in London have started to be remediated (45%). Of these, 55 are known to have had their ACM cladding removed, though remediation is not yet complete, and a further 28 have completed works and are awaiting building control sign off. In Greater Manchester, 27 buildings have started remediation (38%). Of these, 15 have had their ACM cladding removed, though remediation is not yet complete, and two further buildings have completed works and are awaiting building control sign off. In the Rest of England, 23 buildings have started remediation (17%). Of these, six buildings have had their ACM cladding removed, though remediation is not yet complete, and a further six have completed works and are awaiting building control sign off.

The tenure profile of the buildings varies across the three areas. These differences should be considered when comparing remediation progress between areas. [WebTable 6](#) shows remediation progress by tenure for Greater Manchester, London and the Rest of England.

Information on the remediation progress in local authorities is available in [WebTable 3](#) published alongside this release. This table excludes local authorities with fewer than 10 high-rise residential buildings, regardless of whether they have cladding, and groups local authority figures into bands. These disclosure control measures are in place to prevent the identification of one or more buildings with ACM cladding systems unlikely to meet Building Regulations in these areas.

¹³ The analysis for London incorporates the 32 London boroughs and the City of London: Barking and Dagenham, Barnet, Bexley, Brent, Bromley, Camden, City of London, Croydon, Ealing, Enfield, Greenwich, Hackney, Hammersmith and Fulham, Haringey, Harrow, Havering, Hillingdon, Hounslow, Islington, Kensington and Chelsea, Kingston upon Thames, Lambeth, Lewisham, Merton, Newham, Redbridge, Richmond upon Thames, Southwark, Sutton, Tower Hamlets, Waltham Forest, Wandsworth and Westminster.

The analysis for Greater Manchester incorporates the ten local authorities that make up Greater Manchester Combined Authority: Bolton, Bury, Manchester, Oldham, Rochdale, Salford, Stockport, Tameside, Trafford and Wigan.

Figure 11: 46% of all buildings identified in London have completed remediation compared to 61% in Greater Manchester and 76% in the Rest of England.



Section 3: Remediation Interventions

3.1 Remediation Intervention Overview

MHCLG has taken a series of measures to ensure that remediation occurs quickly and safely. This has included £600 million in funding for ACM remediation projects; £400 million for the remediation of social sector residential buildings and £200 million for private sector residential buildings. The funding ensures that leaseholders in private sector buildings, as well as any in social sector buildings, are protected from the costs of ACM remediation. The Department also provides expert construction advice for entities responsible for remediation; engages with building owners, local authorities and Fire and Rescue Services to ensure the pace of remediation is as quick as possible; and provides support for enforcement action against buildings slow to remediate unsafe ACM cladding. Further information and data on these interventions is set out in the sections below.

As at 31 July 2021, 247 buildings had their remediation funded by government, 176 buildings had benefitted from expert construction advice and at least 62 enforcement actions had been taken against buildings with ACM cladding systems unlikely to meet Building Regulations. Many of these buildings have received multiple interventions implemented.

3.2 Funding ACM Remediation

The Government has made £600 million available for the remediation of unsafe ACM on social and private sector residential buildings 18 metres or over through the Social and Private Sector ACM Cladding Remediation Funds.¹⁴ 247 buildings are receiving or have received funding for their remediation. We estimate that 13,000 leasehold dwellings will receive support through these funds. The information below includes the amount of funding approved by both funds as well as fund expenditure.

Social Sector Remediation Funding

The government has made £400 million available for the remediation of unsafe ACM on social sector residential buildings 18 metres or over. Funding for the remediation of 144 of the 160 social sector buildings is provided from the government's Social Sector ACM Cladding Remediation Fund (launched on 16 May 2018 to help remediate social sector residential buildings). As of 31 July 2021, the Social Sector ACM Cladding Remediation Fund has approved £277 million of funding for the removal and replacement of unsafe ACM.¹⁵ As of 30 June 2021, the Social Sector ACM Remediation Fund's expenditure stood at £160 million.¹⁶

¹⁴ This includes a 30cm tolerance so buildings between 17.7m and 18m in height are eligible to apply for funding.

¹⁵ The approved figure for the Private and Social Sector funds incorporates tendering support for applicants and approved project cost overrun.

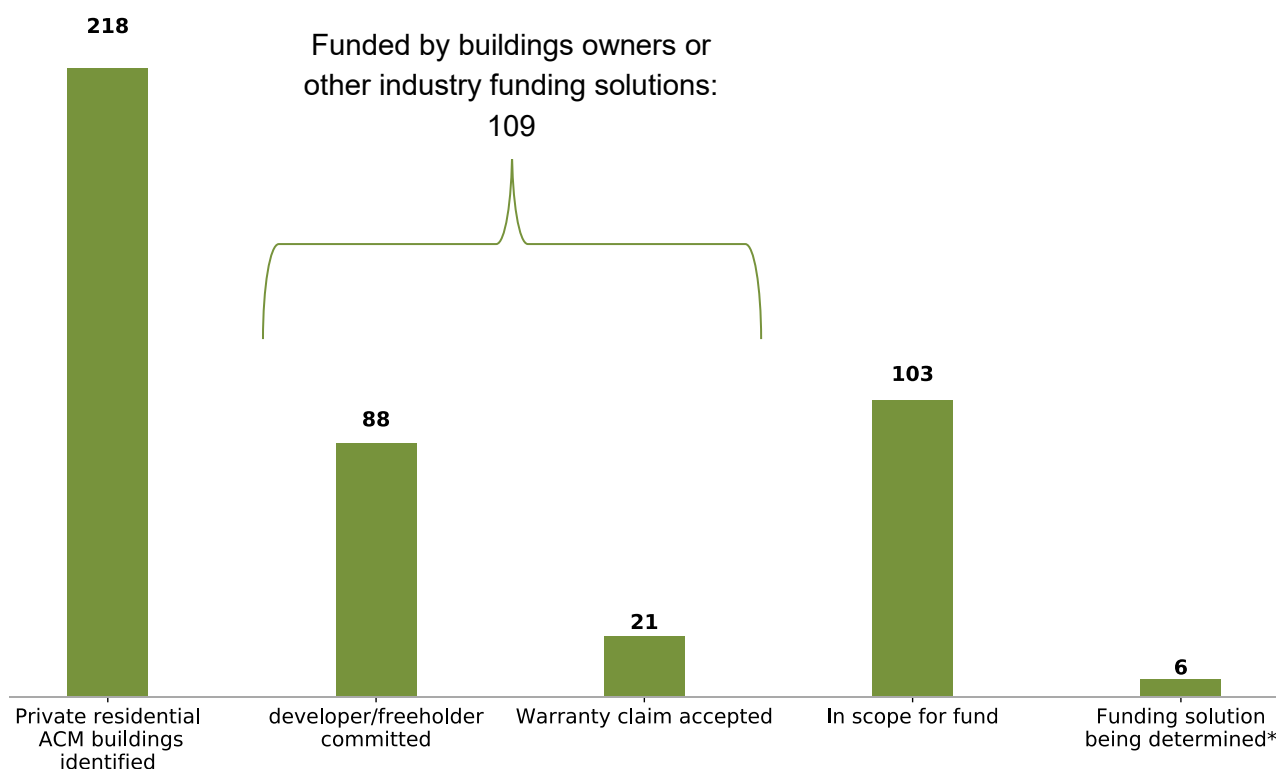
¹⁶ Social Sector ACM Cladding Remediation Fund expenditure will be updated on a quarterly basis.

Remediation works for the remaining 16 buildings are being funded through a combination of existing funds and litigation action – [WebTables](#) 4 and 5 provide further information on the funding of ACM remediation.

Private Sector Remediation Funding

Remediation works for half of private sector residential buildings are being paid for by building owners or other industry funding solutions. Developers or freeholders have committed to pay for the remediation of 88 buildings and 21 were accepted under a warranty claim. To protect leaseholders from the costs of remediation, the Private Sector Remediation Fund has made £200 million of funding available to ensure buildings lacking a funding solution could be quickly remediated. MHCLG is working closely with those responsible for the remediation of the remaining six buildings without a funding solution in place to progress remediation and protect leaseholders from costs.

Figure 12: 97% of the 218 private sector residential buildings have a funding solution in place with less than half of those receiving funding through the Private Sector Remediation Fund.



*The Department continues to work with those responsible for these buildings to progress remediation and to protect leaseholders from the cost of remediation.

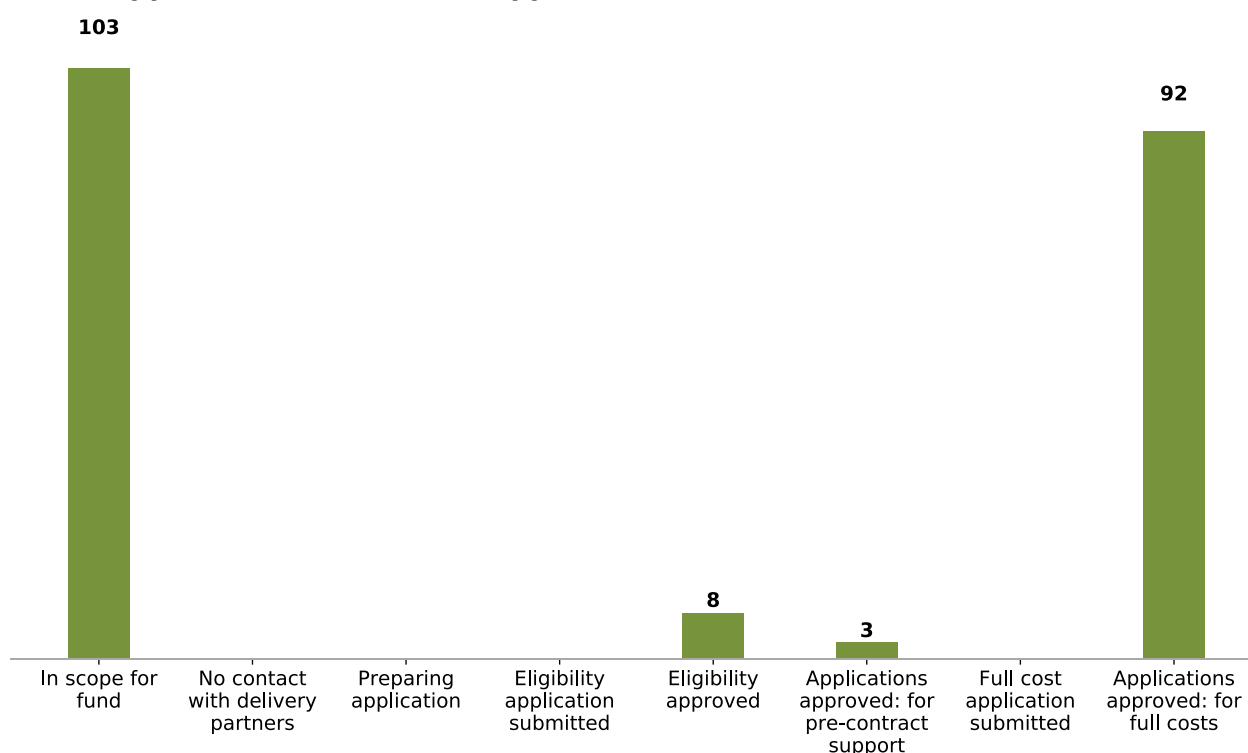
On 9 May 2019, the government [announced](#) its commitment to fund the remediation of high-rise private sector residential buildings with ACM cladding systems unlikely to meet Building Regulations, where a funding solution was not already in place, and [published](#) guidance in July 2019. The private sector remediation fund will help protect leaseholders from bearing the costs of ACM remediation. As of 12 September 2019, eligible private sector building owners were able to formally submit their applications for funding for ACM remediation.

Applications may be one of the following types:

- Eligibility applications: applicants may provide information to confirm that the building will be eligible for funding. Fuller information on costs will be provided in the following application stages.
- Pre-contract costs applications: in some cases applicants may require initial funding to allow them to tender for the ACM remediation work and submit a full cost application.
- Full-cost applications: this includes the full cost of ACM remediation work once the applicant has completed a tendering exercise.

Pre-contract and full-cost applications do not require a separate eligibility application. Once an application of any type is received, the information is reviewed, and due diligence undertaken, before the application is approved.

Figure 13: Of the 103 buildings in scope for the Private Sector Remediation Fund, 89% have a full cost application submitted or approved.



As of 31 July 2021, 103 buildings were in scope for the Private Sector Remediation Fund, no change since the end of June. Of these, 103 have submitted an application.¹⁷ 92 applications have been approved for funding of full costs (an increase of two since the end of June). A further three applications have been approved for funding of pre-contract support but are yet to submit an application for full costs.¹⁸ Overall, there have been 35 applications approved for pre-contract support.

¹⁷ Delivery partners provide weekly updates on buildings applying to and approved for the Private Sector Remediation Fund. The information used for the monthly data release is from the latest update at the point of production.

¹⁸ Due to changes in reporting, private sector funding categories presented in Figure 13 are not comparable with those published prior to the June 2020 data release.

The government has made £200 million available for the remediation of unsafe ACM on private sector residential buildings 18 metres or over. As of 31 July 2021, the Private Sector ACM Cladding Remediation Fund has approved £181 million for the removal and replacement of unsafe ACM.¹⁹ As of 30 June 2021, the Private Sector ACM Remediation Fund's expenditure stood at £58 million.²⁰ This figure includes spend for non-ACM works on buildings with unsafe ACM cladding funded through the Private Sector ACM Remediation Fund.

Of the 103 private sector buildings in scope for the Private Sector ACM Cladding Remediation fund, 89 buildings have started or completed remediation (86% of all buildings in scope of the fund). Of these buildings, 19 have fully completed remediation and 34 further buildings have had their ACM cladding systems removed, including five buildings that have completed works and are awaiting building control sign off.

Of the 115 private sector buildings not in scope for the Fund, 107 buildings have started or completed remediation (93% of all private buildings not in scope of the Fund). Of these, 81 have fully completed remediation and a further 21 have had their ACM cladding systems removed, including nine buildings that have completed works and are awaiting building control sign off.

Figure 14: Of the 115 (53%) private sector buildings not receiving funding through the Private Sector Remediation Fund, 93% have started or completed remediation.



[WebTables 4 and 5](#) provide further information on the funding of ACM remediation.

¹⁹ The approved figure for the Private and Social Sector funds incorporates tendering support for applicants and approved project cost overrun. This figure reflects funding for the costs of remediation of unsafe ACM cladding only. In November 2020 and December 2020, published figures included the combined funding approval for buildings requiring both ACM and Non-ACM cladding remediation granted through the Private Sector ACM Cladding Remediation Fund. The revised approval amounts for ACM cladding remediation only are £111m in November 2020 and £137m in December 2020. Statistics on Non-ACM cladding remediation funding are now being reported separately and are available [here](#).

²⁰ Private Sector ACM Cladding Remediation Fund expenditure will be updated on a quarterly basis.

3.3 Expert Construction Advice

Within the ACM remediation programme 176 buildings have received, or are receiving, dedicated expert construction advice from the firm Faithful and Gould. The expert construction advice provides additional expert capability to help oversee remediation progress by identifying and overcoming obstacles in a building's individual remediation process. Each building supported by Faithful and Gould is allocated a remediation advisor who provides guidance and assistance to the entity responsible for remediation. Faithful and Gould's support has helped increase the pace of remediation and ensure that remediation is started and completed as swiftly as possible.

3.4 Enforcement

Local Authority and Fire and Rescue Services have enforcement powers and the government is supporting them to use those powers against buildings with ACM cladding systems unlikely to meet Building Regulations. This includes support from the Joint Inspection Team which was set up by the Department, and is hosted by the Local Government Association, to provide expert advice and support local authorities to carry out enforcement on buildings with ACM cladding. Enforcement action has been, or is being, taken against at least 62 buildings with ACM cladding (and, in many other cases, the threat of enforcement action has been effective in triggering building owners to act). This includes 22 buildings with Joint Inspection Team support. 16 of the 62 cases of enforcement are against buildings currently yet to start remediation. Of the 62 cases, at least 20 improvement notices, 8 hazard awareness notices, and 5 prohibition orders have been served.

The Department engages with building owners, local authorities, and fire and rescue services, to press them to accelerate pace of remediation. London has a large number of buildings with ACM cladding systems unlikely to meet Building Regulations so Ministerial-led London Summits have been convened with the Mayor and key local authorities and the London Fire Brigade to agree an action plan for accelerating the remediation of buildings. Alongside these Summits, the department also holds case conferences to discuss specific buildings of greatest concern with the relevant local authorities and fire and rescue services to agree action plans for these buildings.

The Department publishes a list of corporate entities that have indicated to the department that they are responsible for the remediation of unsafe aluminium composite material (ACM) cladding, but where remediation works have not started on at least one of their buildings. The entities are the department's main contact for the remediation of a specific building, or we understand that they are the decision makers on remediation (though they may have other entities working on their behalf).

The following corporate entities have yet to start on site remediation works:

- Adriatic Land 5 Limited
- Betterpride Limited
- HEB Apartments Limited
- HEB Commercial Limited
- Old House Group Limited
- OYO Technology & Hospitality UK Limited
- Rockwell (FC100) Limited
- Rocquefort Properties Limited
- Tonest Limited

This [list](#) is updated periodically.

Accompanying tables

MHCLG publishes [six data tables](#) to accompany this Data Release:

Table 1	Number of buildings identified with ACM cladding systems unlikely to meet Building Regulations, by tenure
Table 2	Remediation status of buildings with ACM cladding systems unlikely to meet Building Regulations, by tenure
Table 3	ACM remediation progress by local authority
Table 4	ACM remediation progress by sources of funding
Table 5	Remediation of ACM buildings funded by the Private Sector Remediation Fund within and outside of London.
Table 6	ACM remediation progress by tenure for Greater Manchester, London and the Rest of England.

Previously, MHCLG published a [table](#) on samples received by BRE for testing which has been discontinued as of October 2019 (see Technical Notes). The data [table](#) of descriptions of large-scale system tests undertaken by the BRE and the number of buildings with similar cladding systems was discontinued in November 2020.

Technical Notes

Please see the accompanying technical notes document for further details. This can be found at <https://www.gov.uk/government/publications/building-safety-programme-monthly-data-release-july-2021>

Information on Official Statistics is available via the UK Statistics Authority website: <https://www.statisticsauthority.gov.uk/>

Information about statistics at MHCLG is available via the Department's website: www.gov.uk/government/organisations/department-for-communities-and-local-government/about/statistics



© Crown copyright, 2021

Copyright in the typographical arrangement rests with the Crown.

You may re-use this information (not including logos) free of charge in any format or medium, under the terms of the Open Government Licence. To view this licence visit

<http://www.nationalarchives.gov.uk/doc/open-government-licence/version/3/>

This document/publication is also available on our website at www.gov.uk/mhclg

If you have any enquiries regarding this document/publication, complete the form at

<http://forms.communities.gov.uk/> or write to us at:

Ministry of Housing, Communities and Local Government

Fry Building

2 Marsham Street

London

SW1P 4DF

Telephone: 030 3444 0000

For all our latest news and updates follow us on Twitter: <https://twitter.com/mhclg>

August 2021