



United Kingdom
Debt Management
Office

Annual Report and Accounts 2020-2021

of the United Kingdom Debt Management Office

and the Debt Management Account

**United Kingdom Debt Management Office
Annual Report and Accounts 2020–2021**

Presented to the House of Commons pursuant to
Section 7 of the Government Resources and Accounts Act 2000
Presented to the House of Lords by Command of Her Majesty

and

**Debt Management Account
Annual Report and Accounts 2020–2021**

Presented to Parliament pursuant to
Schedule 5A to the National Loans Act 1968

Ordered by the House of Commons to be printed on 7 July 2021



© Crown Copyright 2021

This publication is licensed under the terms of the Open Government Licence v3.0 except where otherwise stated. To view this licence, visit www.nationalarchives.gov.uk/doc/open-government-licence/version/3

Where we have identified any third party copyright information you will need to obtain permission from the copyright holders concerned.

This publication is available at www.gov.uk/official-documents

Any enquiries regarding this publication should be sent to us at the United Kingdom Debt Management Office, The Minster Building, 21 Mincing Lane, London, EC3R 7AG.

ISBN: 978-1-5286-2552-4

CCS0421453922 07/21

Printed on paper containing 75% recycled fibre content minimum.

Printed in the UK by the APS Group on behalf of the Controller of Her Majesty's Stationery Office

Contents

What this document covers	7
Performance report	8
Overview	9
Performance analysis	24
Accountability report	40
Corporate governance report	41
Remuneration report and staff report	56
Parliamentary accountability and audit report	64
Accounts of the United Kingdom Debt Management Office	66
Accounts of the Debt Management Account	90



What this document covers

This document presents the Annual Report and Accounts of the United Kingdom Debt Management Office (DMO) and the Annual Report and Accounts of the Debt Management Account (DMA) for the year ended 31 March 2021.

The **DMO** is an executive agency of HM Treasury. Its main aims are:

- to carry out the government's debt management policy of minimising its financing cost over the long-term, taking account of risk;
- to carry out the government's cash management policy of minimising the cost of offsetting the government's net cash flows over time, while operating within a risk appetite approved by ministers;
- to provide loans to local authorities for capital purposes;
- to manage the funds of selected public sector bodies.

The **DMA** is one of the government's Exchequer accounts (others include the National Loans Fund and the Consolidated Fund managed by HM Treasury and the Exchange Equalisation Account managed by the Bank of England for HM Treasury). The DMA records the assets, liabilities and other transactions that arise from the DMO's debt management (except for gilts issued by the DMO, which are liabilities of the National Loans Fund), cash management and other activities that support government initiatives.

The following sections of this document apply to both the DMO and the DMA:

- Performance report (page 8 to 39)
- Accountability report - corporate governance report (page 40 to 55)
- Accountability report - parliamentary accountability and audit report (page 64 to 65)

The following sections are specific to the DMO:

- Accountability report - remuneration report and staff report (page 56 to 63)
- Accounts of the United Kingdom Debt Management Office (page 66 to 88)

The following section is specific to the DMA:

- Accounts of the Debt Management Account (page 90 to 131)

Performance report

The purpose of the overview is to provide sufficient information to understand the United Kingdom Debt Management Office and the Debt Management Account, their purposes, key risks to the achievement of their objectives and how they have performed during the year.

Overview	9
Chief Executive's statement	9
Purpose and principal activities of the United Kingdom Debt Management Office	11
Relationship of the Debt Management Account to the National Loans Fund	14
Key relationships of the DMO and the DMA	15
Performance summary	16
Forward look	22
Performance analysis	24
Achievements against objectives	24
Performance against targets	28
Financial results of the United Kingdom Debt Management Office	34
Financial results of the Debt Management Account	36



Overview

Chief Executive's statement

This was the 23rd operational year for the DMO; a year quite unlike any other in our history.

It was a year dominated by COVID-19, the impact of which not only transformed the way we operated as an organisation, but also impacted the lives of everyone who works at the DMO and their families. Before I turn to the considerable operational achievements of the past year, I would like to offer my sincere thanks and appreciation to all those who work at the DMO for their contribution during 2020-2021 and the positive way in which they have responded to the unique and unprecedented challenges we have all faced.

Gilt sales during the year were the highest in the DMO's history: £485.8 billion. However, they formed just one part of our activities. The DMO's cash management operations also involved unprecedented levels of daily trading amounting to £7.1 trillion during 2020-2021 (out of a total of £8.3 trillion from all activities) compared to £4.9 trillion during the previous year.

Gilt and cash management operations, local authority lending via the PWLB lending facility, and investment of public sector funds via the CRND were successfully delivered whilst the great majority of DMO staff were working remotely, with a critical cadre of staff continuing to work onsite.

The original remit for 2020-2021 was almost immediately overtaken by events relating to the measures announced by HM Treasury to support the economy in the light of the COVID-19 pandemic. It also quickly became clear that, because of the level of uncertainty associated with both the size and timing of the impact of the pandemic on the economy, it would not be possible to estimate accurately a financing requirement for the whole of the financial year. For the first time, therefore, the DMO's financing programme was structured to deliver a series of in-year revisions to the gilt financing requirement and the associated operations calendar.

On 31 March 2020 it was announced that the size of the gilt operations programme for April 2020 would be increased to £45.0 billion (more than double the amount originally envisaged) and 11 auctions were added to the calendar for that month alone. Further revisions followed on 23 April 2020, which increased planned gilt sales to end-July 2020 to £225.0 billion; 29 June 2020, which increased planned gilt sales to end-August 2020 to £275.0 billion; 16 July 2020, which increased planned gilt sales to end-November 2020 to a minimum of £385.0 billion; and 25 November 2020, which increased planned gilt sales for 2020-2021 to a minimum of £485.5 billion.

This unprecedented increase in the financing remit required the DMO to make changes to the way it managed its gilt sales operations. In particular, the DMO began scheduling two auctions per day, often on two consecutive days, with two auction bidding windows from 9.00am to 10.00am for the first auction and from 10.30am to 11.30am for the second. In addition, the rate of the Post Auction Option Facility (PAOF) was increased from 15% to 25% to help incentivise auction participation.

Auctions remained the DMO's primary means of selling gilts and accounted for £429.5 billion of gilt sales. This figure included £49.6 billion of proceeds from the PAOF, and represented 88.4% of overall sales. The average cover ratio at gilt auctions in 2020-2021 increased to 2.49 from 2.18 in 2019-2020.

The auction programme was supplemented by seven syndicated offerings (six of conventional gilts and one of index-linked gilts) which raised £52.3 billion (10.8% of total gilt sales). For the first time the syndication programme included sales of 10-year and 15-year maturities. In addition, two gilt tenders were held raising £3.9 billion.

The gilt market successfully and efficiently absorbed the record level of gilt supply in 2020-2021. The

market has grown and developed significantly over the past decade. At the end of 2007-2008, at the start of the global financial crisis, the nominal (uplifted) value of the gilt portfolio was £479 billion. At the end of 2020-2021, it was 4.1 times larger at £1,974 billion. Average daily turnover in the gilt market increased by 10.6% compared to the previous year to £41.3 billion. The presence of a deep and well-functioning gilt market remains critical to the DMO's ability to deliver successfully its debt management objective.

There was ongoing strong demand for Treasury bills in the year. As with gilts, Treasury bills continued to attract significant overseas investor interest, with around 50% of the amount outstanding at 31 December 2020 being held by this group.

The DMO also continued to perform strongly in carrying out its cash management function in 2020-2021, despite considerable challenges arising from the exceptional circumstances generated by COVID-19.

The PWLB lending facility has continued to fulfil its statutory function. At 31 March 2021, the PWLB's loan book was £85.8 billion. 264 new loans totalling £2.9 billion were advanced during the financial year.

The DMO again successfully provided a cost-effective service to its clients through the fund management operations of the Commissioners for the Reduction of

the National Debt. The market value of these funds was £50.3 billion at 31 March 2021.

Looking ahead, the DMO's financing remit for 2021-2022 was published on 3 March 2021 when planned gilt sales of £295.9 billion were announced. Whilst this was a reduction of £189.9 billion (39.1%) compared to gilt sales in 2020-2021, it was the largest initial annual target on record. The DMO's financing remit for 2021-2022 was then revised on 23 April 2021, following the publication of the outturn of the 2020-2021 financing requirement. Planned gilt sales were reduced by £43.3 billion to £252.6 billion.

In addition to my appreciation for the valuable contribution made by DMO employees to our achievements in 2020-2021, I would like to emphasise how appreciative I am to all our market counterparties for their professionalism and continued support throughout the year. The success of the DMO in meeting the exceptional challenges of 2020-2021 would not have been possible without all their contributions.

I hope that the DMO will continue to be characterised by excellent staff, efficient market operations, strong relationships with our stakeholders, and guided by an ongoing commitment to the fundamental principles of transparency and predictability.

Sir Robert Stheeman

Chief Executive

24 June 2021

Purpose and principal activities of the United Kingdom Debt Management Office

The DMO aims to be a centre of excellence for HM Treasury in the provision of policy advice on and the delivery of the government's financing needs, acting as a key gateway for government to the wholesale financial markets. It performs these functions primarily to support HM Treasury's objectives.

The DMO is legally and constitutionally part of HM Treasury, but as an executive agency, it operates at arm's length from ministers. The Chancellor of the Exchequer determines the policy and operational framework within which the DMO operates, but delegates to the Chief Executive operational decisions on debt and cash management and day-to-day management of the office.

The responsibilities of the Chancellor and other HM Treasury ministers, the Permanent Secretary to HM Treasury and the DMO's Chief Executive are set out in a published Framework Document, available on the DMO website at www.dmo.gov.uk, which also sets out the DMO's objectives and lines of accountability. The Chief Executive is accountable to Parliament for the DMO's performance and operations, both in respect of its administrative expenditure and the Debt Management Account.

The DMO is given annual remits by HM Treasury for its debt management and cash management. The remits are published in the Debt Management Report just prior to the start of the financial year. The DMO conducts its operations for the forthcoming financial year within the scope of these remits and in order to meet its specified objectives and targets. These operations are performed by teams that reflect the DMO's functional activities.

The DMO conducts all its activities within a formal risk management framework, which covers all its principal risks. An assessment of these is provided in the governance statement on page 44 to 55.

Debt management

The government's debt management objective is 'to minimise, over the long-term, the costs of meeting the government's financing needs, taking into account risk, while ensuring that debt management policy

is consistent with the aims of monetary policy'.¹ The DMO advises HM Treasury on the development of an appropriate debt issuance strategy.

The government seeks to minimise the costs of servicing its debt over the long-term and tries to ensure that the chosen policy is robust in a wide range of economic conditions.

The composition of debt issued is the primary means by which the government adjusts the nature and maturity of its debt portfolio. In order to determine this composition, the government takes into account, among other things, investor demand for gilts, its own appetite for risk, the shape of the yield curves and the prevailing market environment.

The DMO's main debt management activity is the issuance of gilts on behalf of the National Loans Fund. The DMO additionally issues Treasury bills for both debt and cash management purposes.

The financing remit set by HM Treasury ministers specifies the planned annual total of gilt sales in cash terms, the split between conventional and index-linked gilt sales and, within conventional gilts, the split by maturity band. The planned split of issuance by distribution method is also set out. The financing requirement in 2020-2021 was changed significantly due to COVID-19 developments. Against this background, exceptionally the DMO's financing remit in 2020-2021 was delivered via a series of partial in-year extensions. The structure of the financing remit in 2021-2022, as published at Budget 2021, has reverted to a full year plan similar to that delivered prior to 2020-2021.

The DMO decides the size of gilt auctions and the choice of gilts to be auctioned, together with the size and choice of gilts to be issued via syndications and any gilt tenders in accordance with the terms set

¹ Debt Management Report 2020-21.

out in the remit for the financial year. The DMO also decides the size and maturity breakdown of Treasury bill issuance.

The DMO publishes Operational Notices describing how it acts in the gilt and sterling money markets – copies of these documents are available on the DMO website at www.dmo.gov.uk.

In addition to gilt issuance, the DMO encourages the development of an efficient and liquid secondary market for gilts, by means that include the stewardship of the Gilt-edged Market Makers (GEMMs) system.

Under an agreement with the DMO, GEMMs provide a secondary market in all gilts, and are the point of access for institutional investors who wish to take part in the DMO's gilt auctions.

For various operational reasons, the DMO may redeem gilt holdings bought from the market by selling them back to the National Loans Fund at market rates prior to maturity.

Cash management

The DMO's cash management objective is 'to minimise the cost of offsetting the government's net cash flows over time, while operating within the government's risk appetite'.¹

Offsetting these net cash flows for the government is achieved through a combination of bilateral dealing with market counterparties and Treasury bill issuance.

The range of instruments and operations that the DMO may use for cash management purposes, including the arrangements for the issuance of Treasury bills, are set out in the DMO's Cash Management Operational Notice and UK T-bills Information Memorandum (which is available on the DMO website at www.dmo.gov.uk).

PWLB lending facility

The PWLB lending facility is operated by the DMO on behalf of HM Treasury. It provides loans to local authorities, and other specified bodies, using

funding from the National Loans Fund, and collects repayments. The PWLB lending facility operates within a policy framework set by HM Treasury. The loans are primarily for capital projects.

The DMO produces a separate annual report and accounts for the PWLB lending facility.

Commissioners for the Reduction of the National Debt (CRND)

The principal function of the CRND is managing the investment portfolios of certain public funds.

The DMO produces separate annual report and accounts for each of these funds.

Gilt purchase and sale service

The DMO offers a gilt purchase and sale service to those registered on the approved group of investors database, maintained by Computershare Investor Services PLC on behalf of the DMO. This service enables members of the public to undertake secondary market transactions in gilts.

Discount Window Facility

On 20 October 2008, the Bank of England launched the Discount Window Facility. The purpose of the Discount Window Facility is to provide liquidity insurance to the banking system. The DMO facilitates this operation by purchasing gilts issued by the National Loans Fund and lending them to the Bank of England when required.

Funding for Lending Scheme

On 13 July 2012, the Bank of England and HM Treasury launched the Funding for Lending Scheme. The scheme was designed to reduce funding costs for banks and building societies so that they could make loans cheaper and more easily available to UK households and non-financial companies. The DMO facilitates this operation by purchasing Treasury bills issued by the National Loans Fund and lending them to the Bank of England when required.

¹ Debt Management Report 2020-21.



LEADENHALL MARKET

AD 88

Relationship of the Debt Management Account to the National Loans Fund

The National Loans Fund is the government's principal borrowing and lending account and is administered by HM Treasury. The DMA's principal role is to meet the financing needs of the National Loans Fund. These include long-term requirements (debt management), short-term requirements, and day-to-day cash needs (cash management).

In its debt management role, the DMA issues gilts on behalf of the National Loans Fund. This requires the DMA to purchase newly created gilts from the National Loans Fund, which it then sells to the market. In this way, gilts issued are liabilities of the National Loans Fund and the responsibility for paying gilt coupons and redeeming the debt on maturity lies with the National Loans Fund. The DMA regularly undertakes secondary market gilt transactions in small volumes.

The DMA issues sterling Treasury bills as part of both its debt and cash management operations. However, this type of financial instrument may also be issued by the National Loans Fund in certain circumstances, for example, to facilitate the Funding for Lending Scheme.

The DMA transacts with the financial markets, on behalf of the National Loans Fund, for the purpose of managing the government's cash requirements. In this role, the DMA undertakes day-to-day borrowing and lending with the market, largely in the form of Treasury bill issuance, sale and repurchase agreements (repos), reverse sale and repurchase agreements (reverse repos) and unsecured deposit taking. The repos and reverse repos of the DMA are usually collateralised with gilts. For this purpose the DMA holds a large gilt portfolio bought from the National Loans Fund.

Under the terms of the Finance Act 1998, the National Loans Fund made a cash advance of £6 billion to the DMA at inception in order to establish the account. Subsequent cash advances and repayments have been made from time to time as required so that at 31 March 2021, the advance was £45,004 million (31 March 2020: £2 million). The DMA pays interest at the Bank Rate on any advance from the National Loans Fund.

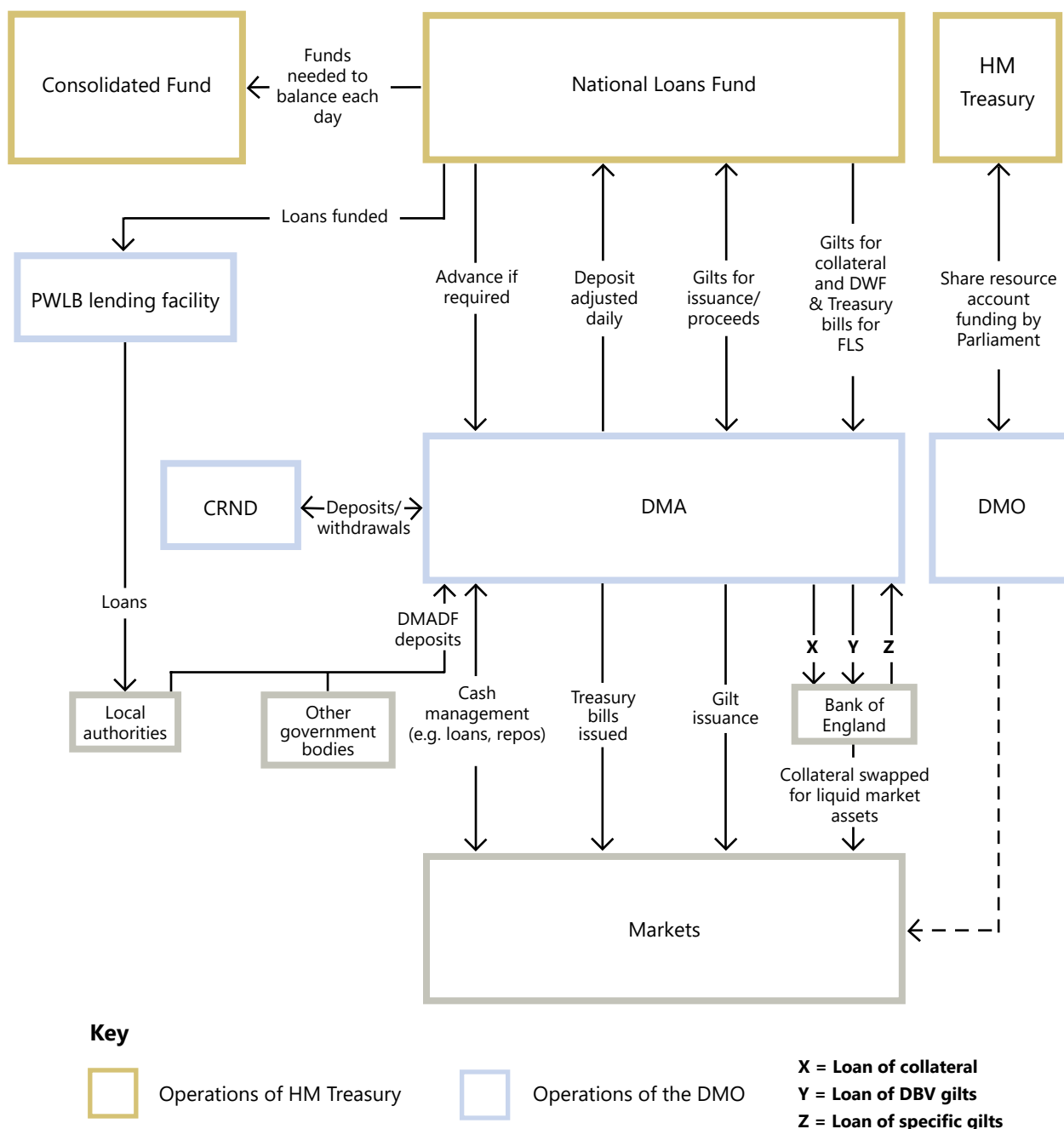
In order for the DMA to balance the daily financing needs of the National Loans Fund, the DMA actively manages its daily cashflows to ensure that the DMA is able to deposit sufficient funds with the National Loans Fund so that the National Loans Fund has a nil cash balance at the end of each day. The DMA receives interest at the Bank Rate on any daily deposit with the National Loans Fund.

Changes in the DMA's advance from the National Loans Fund or deposit with the National Loans Fund are transactions internal to the government and do not constitute part of overall government borrowing.

Retained surpluses and deficits of the DMA are assets or liabilities of the National Loans Fund. In the case of a retained surplus, HM Treasury may make a payment from the DMA to the National Loans Fund (equal to all or part of the surplus) thereby reducing the liability of the DMA. In the case of a retained deficit, HM Treasury may make a payment to the DMA from the National Loans Fund (equal to all or part of the deficit).

Key relationships of the DMO and the DMA

This diagram sets out the principal relationships of the DMO and the DMA with other organisations and funds. It is intended for illustrative purposes only.



Performance summary

Debt management

Debt issuance

In 2020-2021, the DMO successfully delivered a financing remit that was unique in its size and its number of revisions, against an unprecedented background dominated by COVID-19.

The DMO's original remit for 2020-2021, as announced in the Spring Budget on 11 March 2020, included planned gilt sales of £156.1 billion. These plans were superseded almost immediately, owing to the scale of the measures announced by HM Treasury to support the economy through the period of disruption caused by COVID-19. It also quickly became clear that, because of the level of uncertainty associated with both the size and timing of expenditure on COVID-19, and the impact of the pandemic on the economy, it would not be possible to estimate a financing requirement for the whole of the financial year.

Therefore, for the first time ever, the DMO's financing remit was structured to deliver a series of partial in-year extensions to the gilt financing requirement and the associated calendar of operations. In particular:

- On 31 March 2020 the size of the gilt operations programme for April 2020 was increased to £45.0 billion (more than double the amount originally envisaged) and 11 auctions were added to the calendar for that month alone;
- On 23 April 2020 planned gilt sales of £180.0 billion were announced for May-July 2020, taking the total of planned sales for the first four months of 2020-2021 to £225.0 billion;
- On 29 June 2020 an additional £50.0 billion of gilt sales were announced for August 2020 taking the total of planned sales for the first five months of 2020-2021 to £275.0 billion;
- On 16 July 2020 it was announced that planned gilt sales in the financial year to 30 November 2020 would be a minimum of £385.0 billion; and

- On 25 November 2020 it was announced that planned gilt sales for the financial year 2020-2021 would be a minimum of £485.5 billion (£329.4 billion more than originally planned and more than twice that of the previous record of £227.6 billion in 2009-2010).

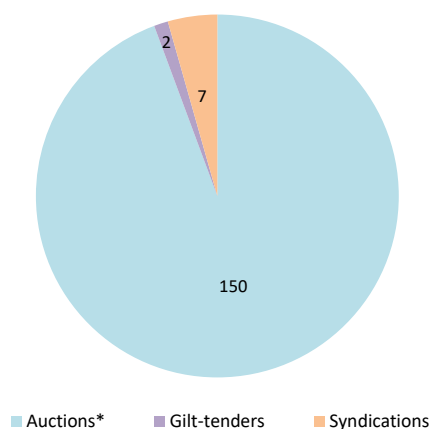
This unprecedented increase in the financing requirement required the DMO to make a number of significant changes to the way it managed its gilt sales activities, namely:

- With effect from the week commencing 6 April 2020, for the first time, the DMO scheduled two auctions on the same day, and did so 58 times, often on two consecutive days;
- Two auction bidding windows were established, from 9.00am to 10.00am for the first auction and from 10.30am to 11.30am for the second auction;
- The Post Auction Option Facility (PAOF) windows associated with two successive auctions were set at 12.30pm to 1.00pm and 2.00pm to 2.30pm respectively; and
- The rate of the PAOF was increased from 15% to 25% to help incentivise auction bidding.

Net sales of Treasury bills were planned to make a nil contribution to debt financing in 2020-2021. This planning assumption was changed at the adjustment on 25 November 2020 when net sales of Treasury bills for debt management purposes were reduced by £2.0 billion to a planned net negative contribution to financing of £2.0 billion.

A total of 150 gilt auctions were held in 2020-2021 (2019-2020: 43 auctions), with an average release time for auction results of 3.1 minutes (2019-2020: 4.0 minutes). Gilt auctions remained the core of the financing programme, raising (along with associated proceeds from the PAOF) £429.5 billion (88.4% of total gilt sales).

Figure 1: Gilt issuance operations by type



* The Post Auction Option Facility is available following each auction, as described above.

The auction programme was supplemented by a programme of seven syndicated offerings (six of conventional and one of index-linked gilts) which raised £52.3 billion (10.8% of total gilt sales). For the first time the syndication programme included sales of 10-year (£12.0 billion nominal of 0.375% Treasury Gilt 2030) and 15-year maturities (£8.0 billion nominal of 0.625% Treasury Gilt 2035). The first of these was the largest syndicated offering held by the DMO.

Two gilt tenders were also held during 2020-2021, raising £3.9 billion.

An initial unallocated issuance amount of £8.0 billion was announced as part of the original remit on 11 March 2020. This unallocated issuance was discontinued with effect from the first remit revision announced on 31 March 2020, when the annual target for 2020-2021 was replaced by short-term total financing targets.

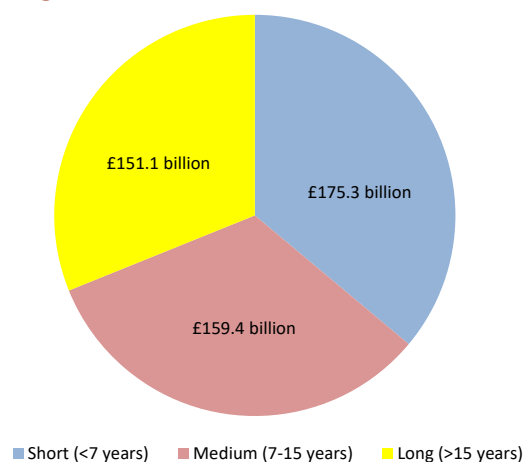
The PAOF, through which successful bidders at gilt auctions had the right to acquire up to an additional 25% of their auction allocation, was activated 106 times out of 150 auctions, raising £49.6 billion of the £429.5 billion total proceeds from gilt auctions.

There were major differences in the gilt issuance profile in 2020-2021 compared to the previous financial year, which included increases in the short-dated and medium-dated proportions. The proportion of short-dated conventional issuance rose from 31.2% to 34.7% and that of medium-dated conventional gilts from 25.5% to 30.8%. This reflected the unprecedented size

of the overall issuance programme and the need to rely on less risky maturities which can be auctioned in larger sizes. The proportion of long-dated conventional issuance also rose from 26.5% to 27.6% as structural demand for long maturities remained strong.

Offsetting these increases, there was a sharp fall in the proportion of index-linked gilt issuance from 16.8% to 6.9% (although in absolute terms it grew from £23.1 billion to £33.4 billion). While the government retained its stated intention to reduce, in a measured fashion, the proportion of index-linked issuance as a share of total issuance over the medium-term, the scale of the reduction in 2020-2021 primarily reflected the exceptionally high financing requirement in 2020-2021, and was against the backdrop of the government's and the UK Statistics Authority's consultation on the timing of RPI reform.

Figure 2: Maturity profile of conventional and index-linked gilts issued



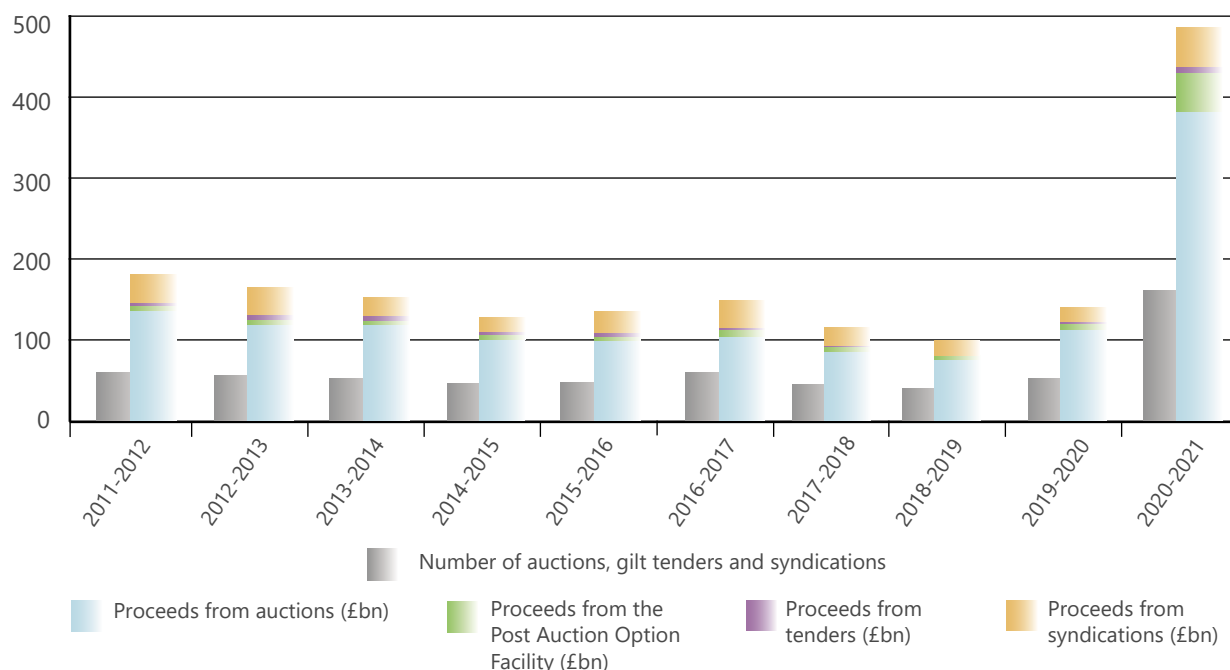
In 2020-2021, short-dated conventional gilt issuance was £168.7 billion, medium-dated conventional gilt issuance was £149.5 billion and long-dated conventional gilt issuance was £134.2 billion. Index-linked gilt issuance was £33.4 billion.

Average daily turnover in the gilt market in 2020-2021 was £41.3 billion, an increase of £4.0 billion from 2019-2020. Maintaining market liquidity is a key factor in addressing the needs of a diversified investor base.

The DMO also delivered a large Treasury bill sales programme comprising sales for both debt and cash

Figure 3: Number of gilt issuance operations and proceeds

Operations / £ billion



management purposes. The stock of Treasury bills issued for debt management purposes fell by £2.0 billion during the year to £60.0 billion at 31 March 2021.

The DMO received its financing remit for 2021-2022 in the Budget on 11 March 2021. Planned gilt sales of £295.9 billion were announced, an increase of £139.8 billion (90.0%) compared to the initial planned sales in 2020-2021, but £189.9 billion (39%) lower than final sales in 2020-2021. Planned net sales of Treasury bills were expected to contribute £1.8 billion to debt management in 2021-2022.

The DMO's financing remit for 2021-2022 was revised on 23 April 2021 following the publication of the outturn of the 2020-2021 Central Government Net Cash Requirement excluding NRAM Ltd, Bradford & Bingley and Network Rail (CGNCR (ex NRAM, B&B and NR)). Planned gilt sales were reduced by £43.3 billion to £252.6 billion. Planned net sales of Treasury bills for debt management purposes were unchanged.

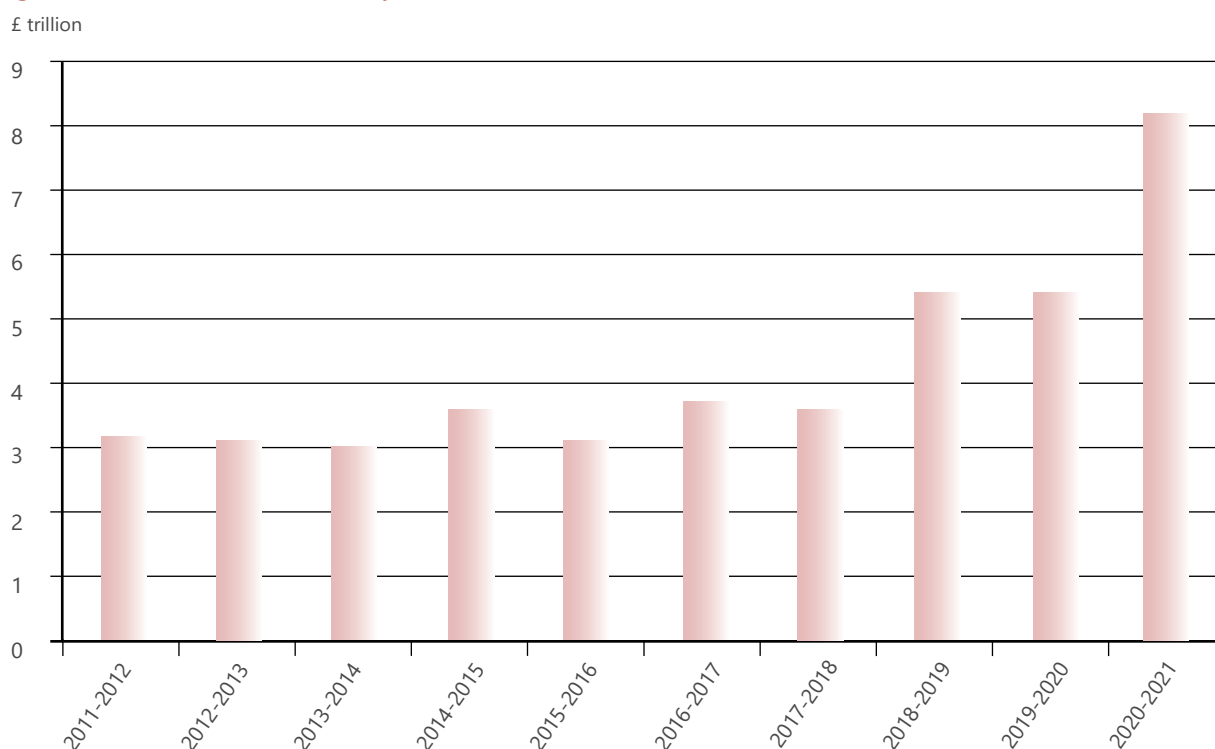
Eleven previously planned conventional gilt auctions were cancelled and one additional index-linked auction was scheduled (reducing the number of planned gilt auctions in 2021-2022 to 83). In addition, one index-linked gilt syndication was cancelled, reducing the number of planned syndications to five (three of conventional gilts and two of index-linked gilts).

Gilt holdings

The DMA holds relatively small portfolios of gilts for debt management purposes:

- Purchase and sale service (fair value of £11 million at 31 March 2021) - these gilts are used for purchase and sale transactions with retail investors.
- Other gilt holdings (fair value of £254 million at 31 March 2021) - this includes the residual from gilt auctions, (a small amount of each gilt auction may be retained due to rounding the allotment of gilts to successful bidders) and gilts bought by the DMO in the secondary market.

Figure 4: All DMA transactions by nominal value



Cash management

The DMO successfully delivered its cash management remit for 2020-2021. The DMO monitored and assessed its performance using a range of key performance indicators, details of which will be reported in the DMO Annual Review 2020-2021, which will be available on the DMO website at www.dmo.gov.uk.

During the year, the DMO continued to meet the government's net cash requirements. This was unusually challenging due to the impact of COVID-19 and required the management of unprecedented levels of daily cashflows.

The high value of DMA turnover during 2020-2021, as visible in Figure 4, represents the unusually large volume of transactions undertaken by the DMO during the year, particularly in relation to cash management operations.

The DMO managed the government's net cash requirements throughout the year primarily by raising and investing cash in the sterling repo market.

The DMO also used weekly Treasury bill tenders to support its daily cash management activities. Throughout the year, there remained a strong market demand to buy Treasury bills at tender and through bilateral agreement.

The Debt Management Account Deposit Facility (DMADF) continued to take cash deposits from local authorities and government agencies, which can place surplus funds with the DMA for up to six months. The balance of these deposits varied throughout the year, ranging from £3 billion to £10 billion.

Additionally, the DMO traded a number of other money market instruments to ensure that the government's daily cash requirements were met.

Throughout 2020-2021, the DMA held gilts for use as collateral in repo transactions. The collateral has been purchased from the National Loans Fund on various occasions since 3 February 2000. At 31 March 2021, gilts held specifically for use as cash management collateral had a carrying value of £75.2 billion.

PWLB

Throughout the year, the PWLB continued to provide local government finance and aimed to meet all local authorities' needs for long-term borrowing.

During this period, the PWLB advanced 264 new loans to borrowers totalling £2.9 billion (2020: £10.4 billion), and the DMO recognised fee income of £1.1 million (2020: £2.7 million). At 31 March 2021, the loan assets outstanding to the PWLB were £86.7 billion (31 March 2020: £86.6 billion).

Additional information on the PWLB's activities, including its Annual Report and Accounts and lending arrangements, can be found on the PWLB section of the DMO website at www.dmo.gov.uk.

CRND

During the year, the CRND continued to provide an efficient, value for money service to its clients, with the main investment objectives being to maintain sufficient liquidity to meet withdrawals and to protect the capital value of the funds under management.

This resulted in fee income for the DMO of £0.4 million (2020: £0.4 million). At 31 March 2021, the market value of funds under management was £50.3 billion (2020: £43.7 billion).

Additional information on the CRND's activities can be found on the CRND section of the DMO website at www.dmo.gov.uk.

Gilt purchase and sale service

The DMO continued to offer a gilt purchase and sale service to those registered on the approved group of investors database, maintained by Computershare Investor Services PLC, on behalf of the DMO.

During 2020-2021, this service transacted 408 gilt sales with a value of £14.7 million and 819 gilt purchases with a value of £57.7 million. This resulted in fee income for the DMO of less than £1 million (2020: less than £1 million).

Discount Window Facility

Under the Discount Window Facility, the DMO may lend gilts to the Bank of England for a fee, so that it may swap them with participating banks for eligible collateral. Further information on this operation, including usage data, is available on the Bank of England website at www.bankofengland.co.uk.

Funding for Lending Scheme

Under the Funding for Lending Scheme, the DMO may lend Treasury bills to the Bank of England for a fee. The DMO makes available a stock of Treasury bills for this scheme by purchasing specially created Treasury bills from the National Loans Fund in quantities informed by the Bank of England's estimates of future demand. Held by the DMA, the Treasury bills earn interest from the National Loans Fund. Treasury bills loaned to the Bank of England are returned on or before the due date. By agreement with HM Treasury, stock lending fees received from the Bank of England, less recovery of costs to cover HM Treasury and DMO involvement in the scheme, are paid to the DMA.

As at 31 March 2021, the DMA held Treasury bills to facilitate this scheme with a value of £0.3 billion (2020: £3.2 billion). Further information on this operation, including usage data, is available on the Bank of England website at www.bankofengland.co.uk.

Asset Purchase Facility

During the year the DMO maintained its readiness to meet the funding requirements of the part of the Bank of England's Asset Purchase Facility used to purchase high-quality private sector assets. As at 31 March 2021, the DMA had no funds on deposit with the Bank of England in relation to the Asset Purchase Facility.

Also during 2020-2021, the Bank of England lent to the DMA specific gilts purchased via the Asset Purchase Facility in return for other gilts of the same value in delivery by value (DBV) transactions.

Further information on these operations, including usage data, is available on the Bank of England website at www.bankofengland.co.uk.

Other Performance Matters

Anti-corruption and anti-bribery

The DMO maintains policies that include anti-corruption and anti-bribery rules. These are applied as reported in the governance statement on page 44 to 55. The DMO has no corruption or bribery issues to report.

Environmental matters

The DMO is exempt from government reporting requirements on sustainability because it has fewer than 250 full time equivalent staff and so its environmental impact is unlikely to be significant. The DMO has no significant environmental matters to report that are relevant to understanding its business.



Forward look

Vision statement

The DMO aims to be a centre of excellence for HM Treasury in the provision of policy advice on, and the delivery of, the government's financing needs, acting as a key gateway for government to the wholesale financial markets. It performs these functions primarily to support HM Treasury's objectives.

The DMO's key business planning themes for 2021-2022

The key business planning themes for 2021-2022 remain consistent with previous years. The plan is primarily focused on the continued delivery of the DMO's debt management, cash management, fund management, local authority lending and other functions to the highest standards of quality and cost-effectiveness. We fully recognise that the effective delivery of these functions and services is our overriding objective and intend to allocate our resources, skills, systems and development activities accordingly.

The DMO's key themes for 2021-2022

1. Delivery of the 2020-21 financing remit – to be achieved primarily through sales of conventional and index-linked gilts.
2. The DMO will continue to support HM Treasury in the development of and innovations associated with debt management policy. In 2021-22, this is planned to include the issuance of the first green gilt in September 2021, with a further issue to follow later in the calendar year as the UK government looks to build out a 'green curve' over the coming years.
3. Delivery of the cash management remit – which will require handling the cash consequences of, among other things, the gilt and Treasury bill programme in as an efficient and cost-effective way as possible.
4. Continuing to consult and liaise with key stakeholders - and in particular the Gilt-edged Market Makers - in the financial markets in which the DMO has a key interest; and to consider further developments, innovations and enhancements to facilitate the effective delivery of the debt and cash management remits.
5. Continuing to maintain close contact with the Bank of England on operational matters relating to the

Asset Purchase Facility and also conditions and developments relating to the sterling markets more generally.

6. Continuing to minimise operational risk by ensuring the DMO's business operations are fully supported by resilient, efficient and secure systems and processes and a comprehensive business continuity plan.
7. Continuing to seek out operational process efficiencies with the intention of further reducing cost and risk.
8. Continuing to monitor the resource and skills required to deliver the DMO's array of objectives within the budget settlement agreed with HM Treasury.

The DMO's objectives for 2021-2022

The DMO's objectives for 2021-2022 are set out in the published business plan which is available on the DMO website at www.dmo.gov.uk.

1. To develop, provide advice on and implement the government's debt management strategy.
2. To develop, provide advice on and implement the government's cash management requirements.
3. To provide advice and operational services to HM Treasury on issues relating to the management of the government's balance sheet.
4. To provide advice and operational services to government departments on wholesale markets-related issues and activities.
5. To develop and deliver its fund management responsibilities and, in particular, to provide a cost-effective service for stakeholders.
6. To provide a cost-effective lending service to local authorities through the PWLB lending facility.
7. To resource, staff and manage the DMO efficiently and cost-effectively to ensure key responsibilities are achieved.
8. To manage, operate and develop an appropriate risk and control framework.

The DMO's operational targets for 2021-2022

1. To ensure full compliance with the government's remit for the DMO (which is set out in the Debt Management Report 2021-22).
2. To publish the results of gilt auctions, gilt tenders and Treasury bill tenders within 15 minutes of the close of offer - with the aim of publishing within 10 minutes - whilst achieving complete accuracy.
3. To achieve accuracy, within relevant materiality tolerances, in the recording and reporting of transactions relating to the DMO, DMA, PWLB and CRND as well as meeting the required deadlines for the publication and submission for audit of their respective annual report and accounts.
4. To ensure that the DMO responds to enquiries under the Freedom of Information Act within the statutory timeframe and is compliant with all General Data Protection Regulation (GDPR) requirements.
5. To ensure that gilt and cash management activities are operated in accordance with their respective operational market notices.
6. To ensure that, for cash management purposes, target weekly balances and expected daily variations are notified according to the agreed schedule.
7. To ensure that settlement instructions to counterparties, agents and external systems are complete, accurate and timely, and that monitoring of the progress of transactions through settlement

is effective, so that, where the DMO is responsible for delivering stock or cash, it settles at least 99% (by value) on the due date.

8. To ensure that all published data is materially accurate and that all market sensitive announcements are made in a timely manner.
9. To process all loan and early settlement applications from local authorities within two working days (between the date of the agreement and the completion of the transaction).
10. To ensure that the gilt purchase and sale service is operated according to its published terms and conditions.

Planning uncertainties

In view of the size and scale of the debt and cash management remits, evolving market conditions and the continuing necessity for COVID-19 related adaptations to working practices, the DMO will particularly need to retain the flexibility and capability to prioritise and to adapt quickly to changing conditions in the year ahead.

Key issues and risks

The key issues and risks facing the DMO are considered in the governance statement on page 44 to 55.

Tailored Review of the DMO

A Tailored Review of the DMO has been conducted by HM Treasury. Any recommendations arising from this review will be considered and implemented as necessary.

Sir Robert Stheeman

Chief Executive
24 June 2021

Performance analysis

Achievements against objectives

HM Treasury ministers set the DMO's objectives, which are published in the DMO's annual business plan and its Framework Document. They seek to reflect the DMO's most significant risks. The objectives for 2020-2021 and the DMO's performance against them is summarised below.

1. To develop, provide advice on and implement the government's debt management strategy.

The DMO provided analysis and advice to HM Treasury in connection with the preparation of its financing remit for 2020-2021 ahead of Budget 2020 on 11 March 2020. Once again the advice focused on designing a debt issuance programme to deliver the government's debt management objective against the backdrop of what was seen at the time as a relatively high forecast gilt financing requirement (£156.1 billion relative to £114.1 billion planned at the start of 2019-2020). The advice also continued to take into account the government's stated preferences for limiting exposure to inflation risk in its debt portfolio.

Overall remit delivery was again expected to be supported by ongoing structural demand from the UK pension and insurance sectors for long-dated conventional gilts, and also demand from banks and overseas investors for shorter-dated gilts. A well-diversified issuance programme across maturities was again judged to best meet the debt management objective, albeit skewed more towards short-dated gilts relative to 2019-2020, reflecting higher planned sales, the record total of redemptions (£98.9 billion), and market feedback on the relative strength of demand at different maturities. It also included a slightly reduced pre-commitment to index-linked gilt sales, reflecting the points mentioned in the paragraph above.

However, the emerging impact of COVID-19 was beginning to transform the backdrop against which the original remit advice for 2020-2021 had been formulated. Within weeks of the remit announcement it became clear that the plans for 2020-2021 had been overtaken by events and would need to be radically overhauled even before they had begun to be implemented.

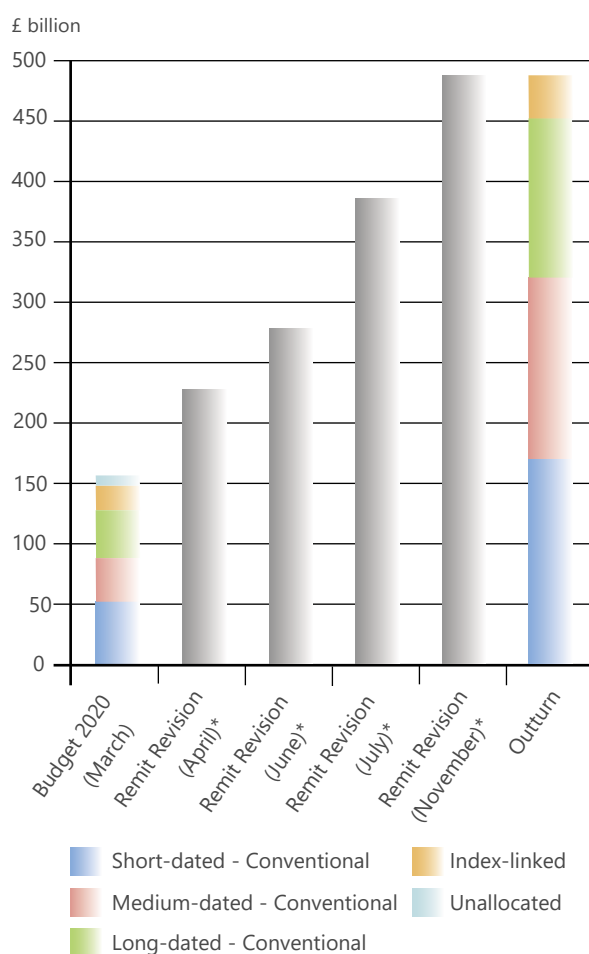
In particular, it quickly became clear that, because of the level of uncertainty associated with both the size and timing of expenditure on COVID-19, and the impact of the pandemic on the economy, it would not be possible to estimate a financing requirement for the whole of the financial year to replace that published on 11 March 2020, accordingly, the way the financing remit was structured and implemented was changed.

An annual financing programme was replaced by a succession of short term adjustments to the target amounts the DMO was required to raise: these took place on 31 March 2021 (£45 billion to be raised in April 2020, 23 April 2020 (£180 billion to be raised in May-June), 29 June 2020 (£50 billion to be raised in August), 16 July (a minimum of £110 billion to be raised in September-November) and on 25 November 2020 (£92.0 billion to be raised in December 2020-March 2021, implying planned gilt sales for 2020-2021 of £485.5 billion).

The need to raise substantial amounts quickly led to a greater proportional reliance on the short-dated and, in particular, medium-dated conventional sectors of the gilt market (whose risk characteristics permit more cash to be raised per operation than long-dated conventional and index-linked gilts) than had been originally envisaged. Figure 5 below shows the comparison of the composition of the original remit and the outturn.

The DMO successfully delivered the financing remit in 2020-2021 with gilt sales of £485.8 billion, just £0.3 billion (0.06%) higher than the final planned total. Net sales of Treasury bills for debt management purposes were also in line with plans, falling by £2.0 billion and resulting in a stock (for debt management purposes) of £60.0 billion at 31 March 2021.

Figure 5: Gilt sales in 2020-2021



* Remit revisions during the year did not specify the type or maturity split of gilt issuance.

2. To develop, provide advice on and implement the government's cash management requirements.

The DMO successfully delivered its cash management objectives for 2020-2021, despite ongoing challenging market conditions prevalent throughout the period.

Cash management played a crucial role in successfully meeting the government's unprecedented volatile daily cash needs as part of the management of the government's overall funding programme. As a consequence, turnover from cash management operations reached record levels of £7.1 trillion.

The DMO monitored and assessed its overall performance in meeting the government's objectives in cash management using a number of key performance indicators. A full account of cash management performance will be included in the DMO Annual Review 2020-2021, which will be

available on the DMO website at www.dmo.gov.uk later in 2021-2022.

3. To provide advice and operational services to HM Treasury on issues relating to the management of the government's balance sheet.

The DMO has continued to provide advice and analysis to HM Treasury to support the management of the wider balance sheet for the government as requested.

4. To provide advice and operational services to government departments on wholesale markets-related issues and activities.

The DMO has continued to provide market and operational advice to HM Treasury and other departments as requested, including involvement in the management and execution of the sale of the UK's second sovereign sukuk, worth £500 million, by syndication on 25 March 2021.

5. To develop and deliver its fund management responsibilities and, in particular, to provide a cost-effective service for stakeholders.

The DMO continued to provide a cost-effective service to client funds through the Commissioners for the Reduction of the National Debt (CRND). The DMO charged £0.4 million in 2020-2021 for services relating to the management of these funds, which had a value of £50.3 billion at 31 March 2021.

The operating cost of CRND in 2020-2021 is disclosed in the fees and charges section on page 65.

6. To provide a cost-effective lending service to local authorities through the PWLB lending facility.

The PWLB lending facility agreed £2.9 billion of new loans to borrowers in 2020-2021. The DMO estimates that £1.2 million of its costs were attributable in 2020-2021 for activities relating to this lending.

The operating cost of the PWLB in 2020-2021 is disclosed in the fees and charges section on page 65. Full details of the PWLB's operations appear in the PWLB Report and Accounts 2020-2021.

7. To resource, staff and manage the DMO efficiently and cost-effectively to ensure key responsibilities are achieved.

During 2020-2021, the DMO employed an average of 129 full-time equivalent staff, of which 100 were permanent civil servants and 29 were short-term contract staff.

The DMO was most recently re-accredited as an 'Investor in People' in October 2017 and continues to work towards maintaining this status.

The DMO's training programme, complemented by additional specialist and individual training and support for ongoing professional studies, continues to maintain and enhance the skills base of its employees to the required level.

8. To manage, operate and develop an appropriate risk and control framework.

The DMO continued to operate an effective risk and control framework throughout the year as detailed in the governance statement on page 44 to 55.



Performance against targets

HM Treasury ministers set the DMO's operational targets, which are published in the DMO's annual Business Plan. They seek to reflect the DMO's most significant risks. The targets for 2020-2021 and the DMO's performance against them are reported below.

1. To ensure full compliance with the government's remit for the DMO (which is set out in the Debt Management Report 2020-2021).

Achieved. The DMO complied fully with the financing remit in 2020-2021. The DMO successfully delivered a gilt programme that was unprecedented in size against a challenging and unpredictable financing background dominated by the impact of COVID-19.

The gilt sales outturn was £485.8 billion (cash) relative to the DMO's initial remit for 2020-2021 of £156.1 billion as stated at the Budget on 11 March 2020 (this did not include any of the additional funding announced as part of the government's response to the COVID-19 pandemic). The final gilts sales figure was £329.7 billion above this original target. Sales were achieved through the conduct of 150 auctions (131 conventional and 19 index-linked), seven syndicated offerings, and two gilt tenders. Six of the syndications were for conventional gilts (with a range of maturities) and the other syndication was for a long-dated index-linked gilt; all maturities and types of gilts continued to be eligible for sale via gilt tender in 2020-2021.

Outright gilt sales of £156.1 billion had initially been planned for 2020-2021, as announced at the Budget on 11 March 2020. This comprised a gilt auction programme to deliver £124.1 billion of financing via 48 auctions (79.5% of total planned sales). It was also intended that up to £24.0 billion (15.4% of total planned sales) would be raised via the syndication programme and £8.0 billion (5.1% of total planned sales) via an initially unallocated portion of issuance, which could be used to issue any type or maturity of gilt via any issuance method.

These plans were almost immediately superseded, however, owing to the scale of the measures announced by HM Treasury to support the economy through the period of disruption caused by COVID-19.

It also quickly became clear that it would not be possible to estimate a financing requirement for the whole of the financial year. For the first time ever, therefore, the DMO's financing remit was structured to deliver a series of partial in-year extensions to the financing programme and the associated operations calendar.

On 31 March 2020 the size of the gilt operations programme for April 2020 was increased to £45.0 billion and 11 auctions were added to the calendar for that month alone. From the week commencing Monday 6 April 2020, the DMO conducted four auctions per week; two each on two consecutive days (16 outright gilt auctions in total from 6 April 2020 to the end of the month¹). With effect from the auctions on Tuesday 7 April 2020, the PAOF entitlement for successful auction bidders – Gilt-edged Market Makers and indirect client bidders – was increased from 15% to 25% of the amount allotted at the auction.

On 23 April 2020 planned gilt sales of £180.0 billion were announced for May-July 2020, taking the total of planned sales for the first four months of 2020-2021 to £225.0 billion. In line with standard practice, the remit revision also reflected the impact on the 2020-2021 financing remit arising from publication of the 2019-2020 outturn CGNCR (ex NRAM, B&B and NR), which was £13.4 billion higher than the forecast published at the Budget 2020 on 11 March 2020.

On 29 June 2020 an additional £50.0 billion of gilt sales were announced for August 2020 taking the total of planned sales for the first five months of 2020-2021 to £275.0 billion.

On 16 July 2020 it was announced that planned gilt sales in the financial year to end-November 2020 would be a minimum of £385.0 billion. It was announced that the DMO planned to hold 38 gilt auctions in the period to end-November 2020. It was

¹ The bidding window for the first auction each day operated from 9.00am to 10.00am, and the second from 10.30am to 11.30am. The Post Auction Option Facility (PAOF) windows operated from 12.30pm to 1.00pm and from 2.00pm to 2.30pm respectively.

also conveyed that HM Treasury did not expect that the higher volume of issuance seen over the course of the financial year due to COVID-19 would persist over the final four months of the financial year.

On 25 November 2020 it was announced that planned gilt sales for the financial year 2020-2021 would be a minimum of £485.5 billion. The OBR's forecast for the CGNCR (ex NRAM, B&B and NR) for 2020-2021 was £402.5 billion and the corresponding forecast of the DMO's net financing requirement (NFR) was £483.5 billion. The other major change impacting on the DMO's financing remit in 2020-2021 was the higher forecast net contribution to financing of £35.0 billion by NS&I, as published on 16 July 2020, which was

higher than the original forecast of £6.0 billion, as published at the Budget on 11 March 2020.

It was initially anticipated (at Budget 2020) that net Treasury bill issuance would make no contribution to meeting the NFR in 2020-2021. At the November 2020 revision the DMO announced plans to reduce the stock of Treasury bills for debt management purposes by £2.0 billion in 2020-2021, implying a stock of such Treasury bills of £60.0 billion by end-March 2021.

The evolution of planned and actual gilt issuance by maturity and type through 2020-2021 is presented in the table below.

Table 1: 2020-2021 Gilt sales

	Conventional gilts (£bn)			Index-linked gilts (£bn)	Unallocated gilts (£bn)*	Total (£bn)
	Short-dated	Medium-dated	Long-dated			
Planned gilt sales						
Budget 2020 (March)	51.0	34.2	42.3	20.6	8.0	156.1
Impact of COVID-19**						
Remit revision (April)	Across all maturities and both types of gilts					225.0
Remit revision (June)	Across all maturities and both types of gilts					275.0
Remit revision (July)	Across all maturities and both types of gilts					385.0
Remit revision (November)***	167.9	149.6	134.9	33.2	-	485.5
Actual gilt Sales						
Outturn	168.7	149.5	134.2	33.4	-	485.8

* Unallocated gilts were initially unallocated and were then allocated to conventional and index-linked gilt operations throughout the year.

** Due to the impact of COVID-19, several partial-year rather than full-year remit revisions were issued to the DMO in 2020-2021.

*** Figures may not sum due to rounding.

2. To publish the results of gilt auctions, gilt tenders and Treasury bill tenders within 15 minutes of the close of offer – with the aim of publishing within 10 minutes – whilst achieving complete accuracy.

Achieved. The release time for the 150 auctions held during 2020-2021 ranged from 2 to 4 minutes and averaged 3.1 minutes (2019-2020: 4.0 minutes).

The release time for the 2 gilt tenders held during 2020-2021 were the same: 4 minutes (2019-2020: average of 3.5 minutes).

The release time for the 51 Treasury bill tenders conducted during 2020-2021 ranged from 2 to 12 minutes and averaged 5.5 minutes (2019-2020: 4.9 minutes).

Table 2: Gilt auctions

Date	Gilt	First auction*		Second auction*	
		Release time (mins)	Gilt	Release time (mins)	Gilt
2 Apr 20	1¼% Treasury Gilt 2041	4	-	-	-
7 Apr 20	0½% Treasury Gilt 2023	4	1¾% Treasury Gilt 2057	3	
8 Apr 20	4¾% Treasury Gilt 2030	4	2% Treasury Gilt 2025	3	
15 Apr 20	0% Treasury Gilt 2029	4	1¾% Treasury Gilt 2037	4	

Date	First auction*		Second auction*	
	Gilt	Release time (mins)	Gilt	Release time (mins)
16 Apr 20	1½% Treasury Gilt 2026	3	1¾% Treasury Gilt 2049	3
21 Apr 20	0⅝% Treasury Gilt 2025	3	1⅝% Treasury 2054	4
22 Apr 20	1¼% Treasury Gilt 2027	4	1% Treasury Gilt 2024	3
28 Apr 20	0⅞% Treasury 2029	4	0⅞% Index-linked Treasury Gilt 2028	3
29 Apr 20	2¾% Treasury Gilt 2024	4	1¾% Treasury Gilt 2049	4
5 May 20	2% Treasury Gilt 2025	3	1⅝% Treasury Gilt 2028	3
6 May 20	0⅞% Treasury Gilt 2023	3	1⅝% Treasury Gilt 2054	3
13 May 20	0⅞% Index-linked Treasury Gilt 2048	3	-	-
14 May 20	0⅝% Treasury Gilt 2025	3	1¼% Treasury Gilt 2041	4
20 May 20	0¾% Treasury Gilt 2023	4	-	-
21 May 20	0⅞% Index-linked Treasury Gilt 2028	2	4¼% Treasury Stock 2032	3
27 May 20	0⅞% Treasury Gilt 2023	3	1¾% Treasury Gilt 2057	3
28 May 20	1¼% Treasury Gilt 2027	3	1¾% Treasury Gilt 2049	2
2 Jun 20	0⅞% Treasury Gilt 2026	3	0⅝% Treasury Gilt 2030	3
3 Jun 20	2¼% Treasury Gilt 2023	3	1⅝% Treasury Gilt 2054	3
10 Jun 20	0⅞% Index-linked Treasury Gilt 2036	2	-	-
11 Jun 20	1% Treasury Gilt 2024	3	0⅞% Treasury Gilt 2028	3
16 Jun 20	1½% Treasury Gilt 2026	3	4¾% Treasury Gilt 2030	3
17 Jun 20	0⅞% Treasury Gilt 2023	3	1¼% Treasury Gilt 2041	3
23 Jun 20	0⅞% Treasury Gilt 2026	3	0⅝% Treasury Gilt 2030	3
24 Jun 20	2¾% Treasury Gilt 2024	3	1⅝% Treasury Gilt 2054	3
25 Jun 20	0⅞% Index-linked Treasury Gilt 2029	2	-	-
1 Jul 20	0⅞% Treasury Gilt 2028	3	0⅝% Treasury Gilt 2050	3
2 Jul 20	0⅝% Treasury Gilt 2025	3	4½% Treasury Gilt 2034	3
7 Jul 20	0⅞% Treasury Gilt 2023	3	1¼% Treasury Gilt 2041	3
9 Jul 20	0⅞% Index-linked Treasury Gilt 2041	4	-	-
14 Jul 20	0⅞% Treasury Gilt 2026	3	0⅝% Treasury Gilt 2030	3
15 Jul 20	2¼% Treasury Gilt 2023	3	1¾% Treasury Gilt 2057	3
21 Jul 20	1½% Treasury Gilt 2026	3	0⅝% Treasury Gilt 2050	4
22 Jul 20	0⅞% Treasury Gilt 2028	4	1¼% Index-linked Treasury Gilt 2032	3
28 Jul 20	1¼% Treasury Gilt 2027	3	1⅝% Treasury Gilt 2054	3
29 Jul 20	0⅞% Treasury Gilt 2023	3	1⅝% Treasury Gilt 2028	3
4 Aug 20	0⅞% Treasury Gilt 2026	3	1¼% Treasury Gilt 2041	3
5 Aug 20	0⅝% Treasury Gilt 2030	3	0⅞% Index-linked Treasury Gilt 2048	3
11 Aug 20	0⅝% Treasury Gilt 2025	3	1¾% Treasury Gilt 2057	3
12 Aug 20	0⅞% Treasury Gilt 2028	3	-	-
18 Aug 20	0⅞% Treasury Gilt 2023	3	0⅝% Treasury Gilt 2050	3
19 Aug 20	0⅞% Treasury Gilt 2029	4	-	-
20 Aug 20	0⅞% Index-linked Treasury Gilt 2028	2	-	-
25 Aug 20	0⅞% Treasury Gilt 2026	4	1⅝% Treasury Gilt 2054	3
26 Aug 20	0⅝% Treasury Gilt 2030	3	-	-
2 Sep 20	0⅞% Index-linked Treasury Gilt 2056	2	-	-
3 Sep 20	0⅞% Treasury Gilt 2028	3	1¼% Treasury Gilt 2041	3
10 Sep 20	0⅞% Treasury Gilt 2023	4	0⅝% Treasury Gilt 2050	3
15 Sep 20	1¼% Treasury Gilt 2027	3	1¾% Treasury Gilt 2037	3
16 Sep 20	0⅝% Treasury Gilt 2030	3	-	-
24 Sep 20	0⅞% Treasury Gilt 2026	2	0⅞% Index-linked Treasury Gilt 2028	2

Date	First auction*		Second auction*	
	Gilt	Release time (mins)	Gilt	Release time (mins)
29 Sep 20	0½% Treasury Gilt 2028	5	-	-
1 Oct 20	0½% Treasury Gilt 2023	3	1¼% Treasury Gilt 2041	2
6 Oct 20	0½% Treasury Gilt 2024	3	1¾% Treasury Gilt 2049	3
7 Oct 20	0¾% Treasury Gilt 2030	2	0½% Index-linked Treasury Gilt 2041	3
13 Oct 20	0½% Treasury Gilt 2026	3	1¾% Treasury Gilt 2057	3
14 Oct 20	0¾% Treasury Gilt 2029	2	-	-
20 Oct 20	1¼% Index-linked Treasury Gilt 2032	3	-	-
22 Oct 20	0½% Treasury Gilt 2035	3	0½% Treasury Gilt 2050	3
27 Oct 20	0½% Treasury Gilt 2024	3	1½% Treasury Gilt 2071	2
28 Oct 20	0¾% Treasury Gilt 2030	3	-	-
3 Nov 20	0½% Treasury Gilt 2028	3	1¼% Treasury Gilt 2041	3
4 Nov 20	0½% Treasury Gilt 2026	3	-	-
11 Nov 20	0½% Index-linked Treasury Gilt 2036	3	-	-
12 Nov 20	0¼% Treasury Gilt 2031	5	1½% Treasury Gilt 2054	3
17 Nov 20	0½% Treasury Gilt 2024	3	0½% Treasury Gilt 2050	3
18 Nov 20	0½% Treasury Gilt 2035	3	-	-
24 Nov 20	1¼% Treasury Gilt 2027	3	1¾% Treasury Gilt 2057	3
1 Dec 20	0½% Treasury Gilt 2026	3	1¼% Treasury Gilt 2041	3
2 Dec 20	0½% Index-linked Treasury Gilt 2028	3	0¼% Treasury Gilt 2031	3
8 Dec 20	0½% Treasury Gilt 2024	5	0½% Treasury Gilt 2050	4
9 Dec 20	0½% Treasury Gilt 2035	3	-	-
6 Jan 21	0¼% Treasury Gilt 2031	3	-	-
12 Jan 21	0½% Treasury Gilt 2028	3	1½% Treasury Gilt 2054	3
13 Jan 21	0½% Index-linked Treasury Gilt 2065	3	-	-
21 Jan 21	0½% Treasury Gilt 2024	3	-	-
26 Jan 21	0½% Treasury Gilt 2035	3	0½% Treasury Gilt 2050	3
27 Jan 21	0½% Index-linked Treasury Gilt 2031	3	-	-
2 Feb 21	0½% Treasury Gilt 2026	3	1½% Treasury Gilt 2071	3
3 Feb 21	0¼% Treasury Gilt 2031	3	-	-
10 Feb 21	1¼% Treasury Gilt 2041	3	-	-
16 Feb 21	0½% Treasury Gilt 2024	3	1¾% Treasury 2057	3
17 Feb 21	0½% Treasury Gilt 2035	3	-	-
23 Feb 21	0½% Treasury Gilt 2050	4	-	-
2 Mar 21	0¾% Treasury Gilt 2026	3	0½% Treasury Gilt 2061	2
4 Mar 21	0¼% Treasury Gilt 2031	2	-	-
9 Mar 21	1¼% Treasury Gilt 2041	3	-	-
10 Mar 21	0½% Index-linked Treasury Gilt 2031	3	-	-
16 Mar 21	0½% Treasury Gilt 2024	3	1½% Treasury Gilt 2054	4
17 Mar 21	0½% Treasury Gilt 2035	3	-	-
23 Mar 21	1¾% Treasury Gilt 2049	3	-	-
24 Mar 21	0½% Index-linked Treasury Gilt 2056	4	-	-

* On dates where two auctions were held, the bidding window for the first auction operated from 9.00am to 10.00am, and the second from 10.30am to 11.30am.

3. To achieve accuracy, within relevant materiality tolerances, in the recording and reporting of transactions relating to the DMO, DMA, PWLB and CRND as well as meeting the required deadlines for the publication and submission for audit of their respective annual report and accounts.

Achieved. Internal control procedures identified no significant errors. The Comptroller and Auditor General certified that the 2019-2020 annual report and accounts of the DMO, DMA, PWLB, and the CRND give a true and fair view.

The annual report and accounts of the DMO and DMA were laid before Parliament on 14 July 2020. The annual report and accounts of other entities were laid where relevant.

4. To ensure that the DMO responds to enquiries under the Freedom of Information Act within the statutory timeframe and is compliant with all General Data Protection Regulation (GDPR) requirements.

Achieved. All of the DMO's responses to Freedom of Information Act requests were within the statutory 20 working day limit. The DMO complied with all GDPR requirements.

5. To ensure that gilt and cash management activities are operated in accordance with their respective operational market notices.

Gilt and cash management activities were operated in accordance with their respective operational market notices except on one occasion which resulted in a technical breach. There was no consequential impact on financial markets. Appropriate steps have been taken to reduce the risk of such errors in the future.

6. To ensure that, for cash management purposes, target weekly balances and expected daily variations are notified according to the agreed schedule.

Achieved. All weekly targets were notified to the Bank of England according to the agreed schedule.

7. To ensure that settlement instructions to counterparties, agents and external systems are complete, accurate and timely, and that monitoring of the progress of transactions through settlement is effective, so that where the DMO is responsible for delivering stock or cash, it settles at least 99% (by value) on the due date.

Achieved. Over 99.9% of trades (by value) were successfully settled on the due date where the DMO was responsible for delivering stock or cash. The majority of failed trades were due to market counterparties having insufficient securities to meet their traded obligations.

8. To ensure that all published data is materially accurate and that all market sensitive announcements are made in a timely manner.

The DMO publishes a large volume of data and market sensitive announcements across a range of activities, including gilt and Treasury bill issuance. The volume of this data and market sensitive announcements increased significantly during the year. There were sixteen factual errors in published data out of a total of over 6,000 and one instance of a market sensitive announcement being published later than scheduled out of a total of over 1,500. There was no consequential impact on financial markets and appropriate steps have been taken to reduce the risk of reoccurrence.

9. To process all loan and early settlement applications from local authorities within two working days (between the date of the agreement and the completion of the transaction).

Achieved. All loan and early settlement applications from local authorities were processed within two working days.

10. To ensure that the gilt purchase and sale service is operated according to its published terms and conditions.

Achieved. The gilt purchase and sale service during 2020-2021 was conducted fully in line with its terms and conditions.



Financial results of the United Kingdom Debt Management Office

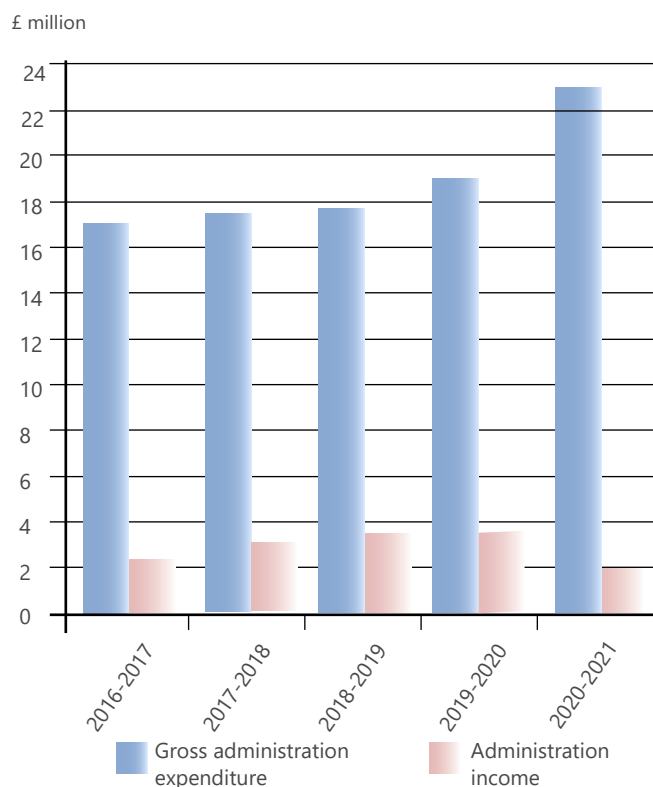
The DMO is financed through an allocation of HM Treasury’s net funding approved by Parliament.

The DMO’s net operating cost for 2020-2021 increased by £7.7 million to £26.5 million (2019-2020: £18.8 million). The main components of net operating cost are described below.

Administration costs

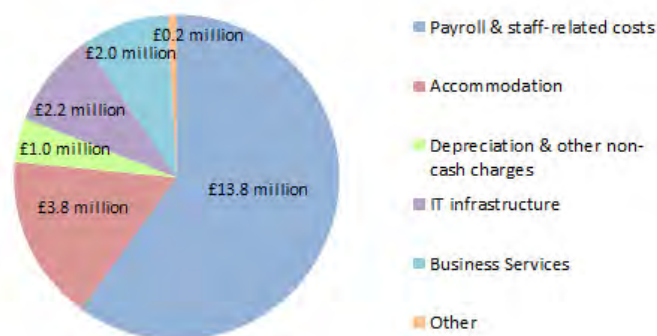
Administration expenditure primarily includes payroll and staff-related costs, IT infrastructure, accommodation, business services and depreciation.

Figure 6: Administration expenditure and income



During 2020-2021, **gross administration expenditure increased by £4.2 million** to £23.0 million (2019-2020: £18.8 million). The increase partly reflected the additional resources, particularly staff, needed by the DMO to deliver the unprecedented government borrowing requirement and manage the unusually high levels of daily government cash flows. The DMO’s relocation to new offices during the year was also significant driver of increased costs. The DMO’s lease of its new office began early in the financial year with a significant period of overlap with the old office lease in order to prepare the new location and manage the transfer of the DMO’s complex daily operations. Rent and other accommodation costs were significantly higher in the year as a result. Expenditure on IT and telecommunications, and business and information

Figure 7: Gross administration expenditure



services was also higher in the year, partly due to the relocation of the DMO’s main IT systems.

Administration income

Income received by the DMO principally comprised fees charged for issuing new loans to PWLB customers and for the provision of fund management services to other government clients of CRND. In addition, the DMO recovered costs associated with various other activities it undertakes on behalf of others, including the provision of office accommodation and related IT and facilities services for other government entities and the recovery of administrative costs associated with lending Treasury bills to the Bank of England to facilitate the Funding for Lending Scheme.

During 2020-2021, **administration income decreased by £1.6 million** to £2.0 million (2019-2020: £3.6 million).

The decrease was mainly due to fee income arising from PWLB lending which decreased due to a lower value of loans to local authorities. 264 new loans totaling £2.9 billion were lent in 2020-2021 (2019-2020: 1,094 loans, totaling £10.4 billion).

Demand for new borrowing is influenced by factors including the need for capital finance, changes in prevailing interest rates, the expectation of future interest rate levels, borrowers’ eligibility for a concessionary rate, and one-off initiatives. Additional information on PWLB activities can be found on the PWLB section of the DMO website at www.dmo.gov.uk.

Figure 8: Administration income

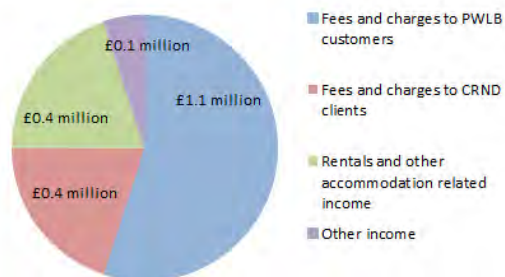
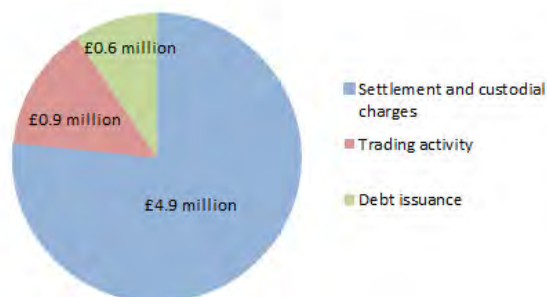


Figure 10: Gross programme expenditure



Programme costs

Programme expenditure covers the DMO’s trading and gilt issuance activities. These include settlement and custodial charges, brokerage fees and the cost of acting as an agent for the National Loans Fund in issuing government backed securities.

During 2020-2021, **gross programme expenditure increased by £1.9 million** to £6.4 million (2019-2020: £4.5 million).

This increase resulted mainly from higher settlement and custodial charges due to higher trading activity being required to meet the DMO’s debt and cash management remit.

Programme income

During 2020-2021, **programme income increased by £0.1 million** to £0.9 million (2019-2020: £0.8 million). There were higher levels of commission received from Computershare Investor Services PLC due to the higher secondary market trading activity in the gilt purchase and sale service.

Figure 11: Programme income

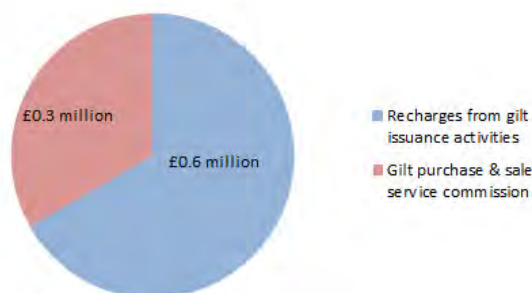
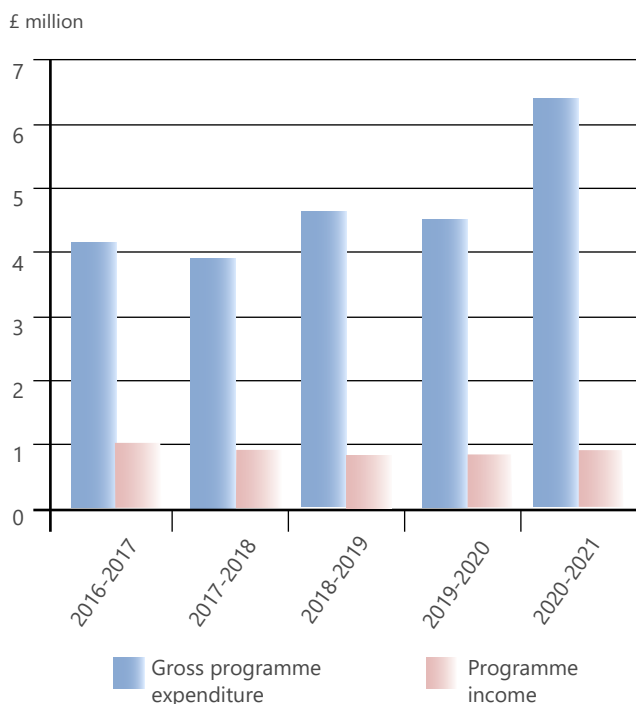


Figure 9: Programme expenditure and income



Statement of financial position

At 31 March 2021, the DMO’s statement of financial position showed a deficit. This is a product of the relationship between the DMO and HM Treasury as its parent department. The DMO is an executive agency operating at arm’s length from ministers, but its funding is an allocation of the total voted by Parliament to HM Treasury. The DMO has no operating capital or cash of its own; its liabilities are paid by HM Treasury. The deficit therefore reflects the DMO’s net operating funding at that date rather than operating performance or solvency.

Financial results of the Debt Management Account

Statement of Comprehensive Income

The DMA's operations for the financial year 2020-2021 gave rise to **net interest income of £3,698 million** (2020: £3,747 million), **other losses of £1 million** (2020: other gains of less than £1 million) and **fee income of less than £1 million** (2020: less than £1 million). This resulted in a statement of comprehensive income **surplus for the year of £3,697 million** (2020: £3,747 million).

The below table is a breakdown of the DMA's **surplus for the year**, showing the gains and losses arising from the different asset and liability types held by the DMA during the year. Income net of associated cost of funds shows the net income from certain assets and liabilities, which have a measurable associated cost of funds, namely the advance from the National Loans Fund. Other income shows the gross income for the remaining assets in the DMA. Other expense shows the gross expense for the remaining liabilities in the DMA.

Table 3: Breakdown of the DMA surplus

Income net of associated cost of funds	£m
Cash management	10
Facilitation of HM Treasury and Bank of England schemes:	
Gilts held for the Discount Window Facility	1,751
Treasury bills held for the Funding for Lending Scheme	9
Other income	
Collateral pool	2,005
Net deposit at National Loans Fund (part not allocated as cost of funds)	47
Other	6
Other expense	
Deposits from CRND funds	(40)
Treasury bills (not part of cash management)	(91)
	3,697

Net interest income: £3,698 million

Interest income was generated mainly by the DMA's holding of collateral gilts for cash management operations (£2,005 million) and involvement in the Discount Window Facility (£1,751 million). These holdings resulted in net interest income because interest income on gilts for use as collateral or for lending to the Bank of England to facilitate the Discount Window Facility was greater than the interest expense on the liabilities that funded these assets.

Interest income from the DMA's gilts reflected the yields available when they were purchased from the National Loans Fund. The Bank Rate was 4.50% when the DMA purchased the majority of the Discount Window Facility gilts and was significantly higher than the present Bank Rate when the DMA purchased many of the collateral gilts, so their yields reflected relatively high prevailing market rates. These asset yields were greater than the average rates that the DMA paid on the corresponding, more short-term liabilities during 2020-2021.

Net interest income was earned on the DMA's holding of Treasury bills for lending to the Bank of England to facilitate the Funding for Lending Scheme. The yields on Treasury bills for the Funding for Lending Scheme reflected the relatively low market rates at the time of issue, but these asset yields were still greater than the average rates that the DMA paid on the corresponding, more short-term liabilities.

The DMA funds its purchase of such gilts and Treasury bills with an advance from the National Loans Fund, which incurs interest at the Bank Rate. The Bank Rate has remained unchanged at 0.10% since 19 March 2020.

The DMA did not seek to achieve a particular yield by timing its purchases of gilts and Treasury bills for use as collateral or for lending to the Bank of England to facilitate the Discount Window Facility or the Funding for Lending Scheme. Similarly, the DMA also did not

seek to affect its funding rate – it incurred the Bank Rate on its advance from the National Loans Fund. As a result, the net interest income from these operations did not reflect the performance of the DMA. In addition, both the interest income and the interest expense which arose from these operations were internal to government, so the government received nil net interest income from these operations.

Interest income was also generated by the DMA's deposit at the National Loans Fund, which earned interest at the Bank Rate, and by loans and advances to financial counterparties, which yielded money market rates. Interest expense was also generated by deposits taken from other government departments, which incurred interest at rates related to the Bank Rate, by deposits by financial counterparties and by Treasury bills in issue, which generally incurred money market rates.

Relative to the government's marginal cost of funds, cash management operations achieved a net interest surplus. Details of the DMO's cash management performance will be included in the DMO Annual Review 2020-2021, which will be available on the DMO website at www.dmo.gov.uk.

Other gains and losses: £1 million loss

Changes in the value of cash management assets resulted in net expense of £1 million (2020: net income of less than £1 million).

Fee income: less than £1 million

The DMA received a fee of less than £1 million (2020: Less than £1 million) in relation to the Funding for Lending Scheme.

Composition of the statement of financial position (see figure 12)

At 31 March 2021, the DMA held investment securities classified as held at amortised cost, which comprised gilts held for use as collateral, gilts held to facilitate the Discount Window Facility and Treasury bills held to facilitate the Funding for Lending Scheme. These assets had a carrying value of £125,784 million at

31 March 2021 (31 March 2020: £120,286 million). This increase was principally due to the purchase of gilt collateral (£10,846 million) partially offset by redemptions in the gilt collateral pool (with a nominal value of £3,849 million) and net redemptions of Treasury bills in relation to the Funding for Lending scheme (with a nominal value of £2,926 million).

These assets continued to be funded in part by the advance from the National Loans Fund to the DMA. As at 31 March 2021, the carrying value of the National Loans Fund advance was £45,004 million (31 March 2020: £2 million).

The lending and borrowing that the DMA engaged in, as part of its cash management operations, varied in response to the funding requirements of the National Loans Fund, which reflected the government's daily cash flows. Loans and advances to financial counterparties, securities held for trading, and deposits by financial counterparties were actively managed to meet these funding requirements. This resulted in significant daily variations in the DMA's deposit at the National Loans Fund. As at 31 March 2021, securities held for trading were £6,510 million (31 March 2020: £1,312 million), loans and advances to financial counterparties were £68,117 million (31 March 2020: £34,712 million), deposits by financial counterparties were £20,773 million (31 March 2020: £29,169 million), and the DMA deposit at the National Loans Fund was £24,199 million (31 March 2020: £55,333 million).

During the year, the DMA issued Treasury bills by weekly tender with a nominal value of £196,250 million (see figure 13) (2020: £267,246 million). Treasury bills still in issue at 31 March 2021 had a carrying value of £52,600 million (31 March 2020: £83,705 million). The change in Treasury bills in issue was planned in order for the DMO to meet its debt and cash management remit for 2020-2021.

The DMA also received deposits from government customers throughout the year. This liability due to government customers was £53,536 million at 31 March 2021 (31 March 2020: £47,446 million). The increase was primarily due to a net increase of £6,583 million in deposits from the CRND, partially offset by a £142 million decrease in deposits from other government counterparties.

Figure 12: Assets and liabilities of the DMA

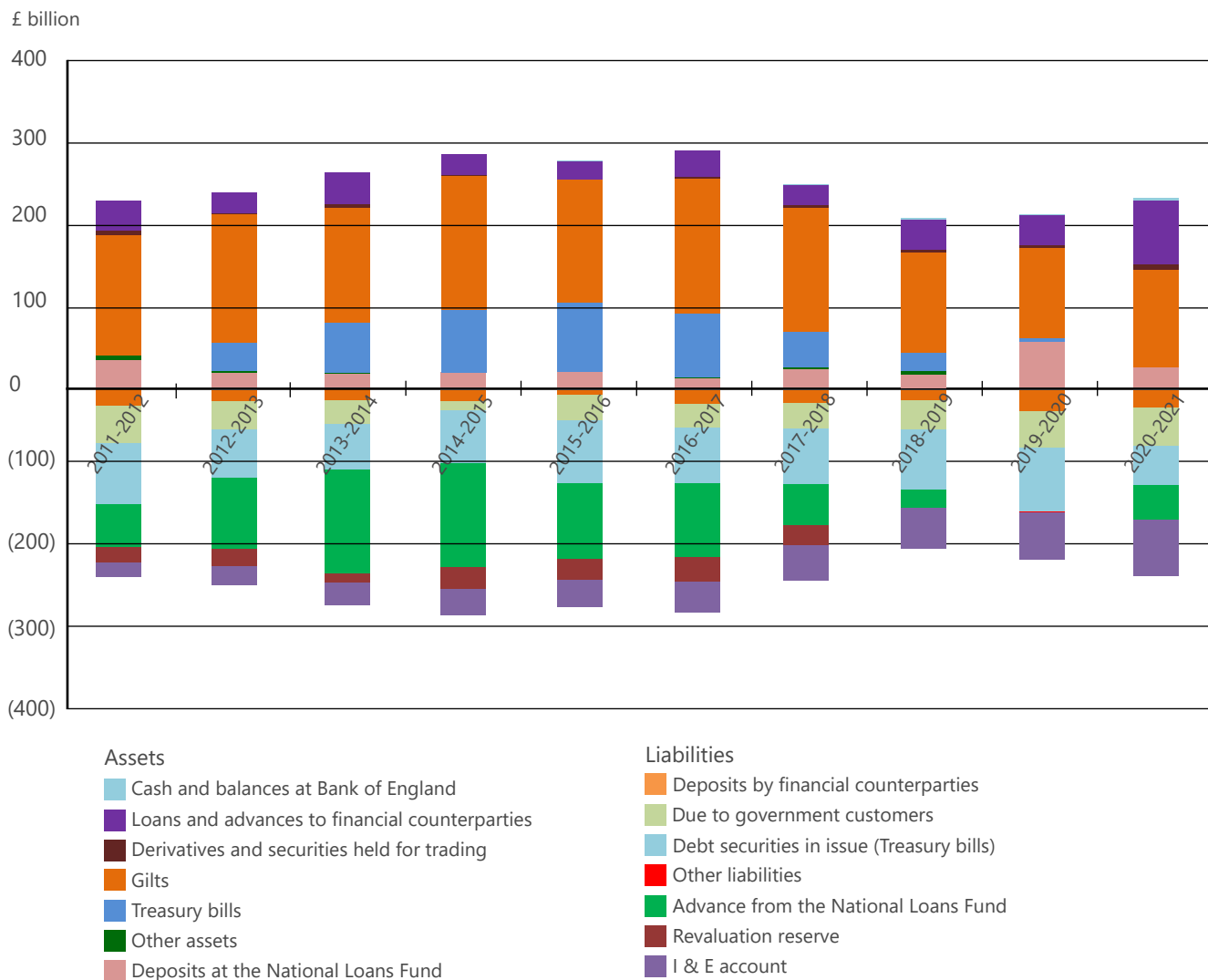
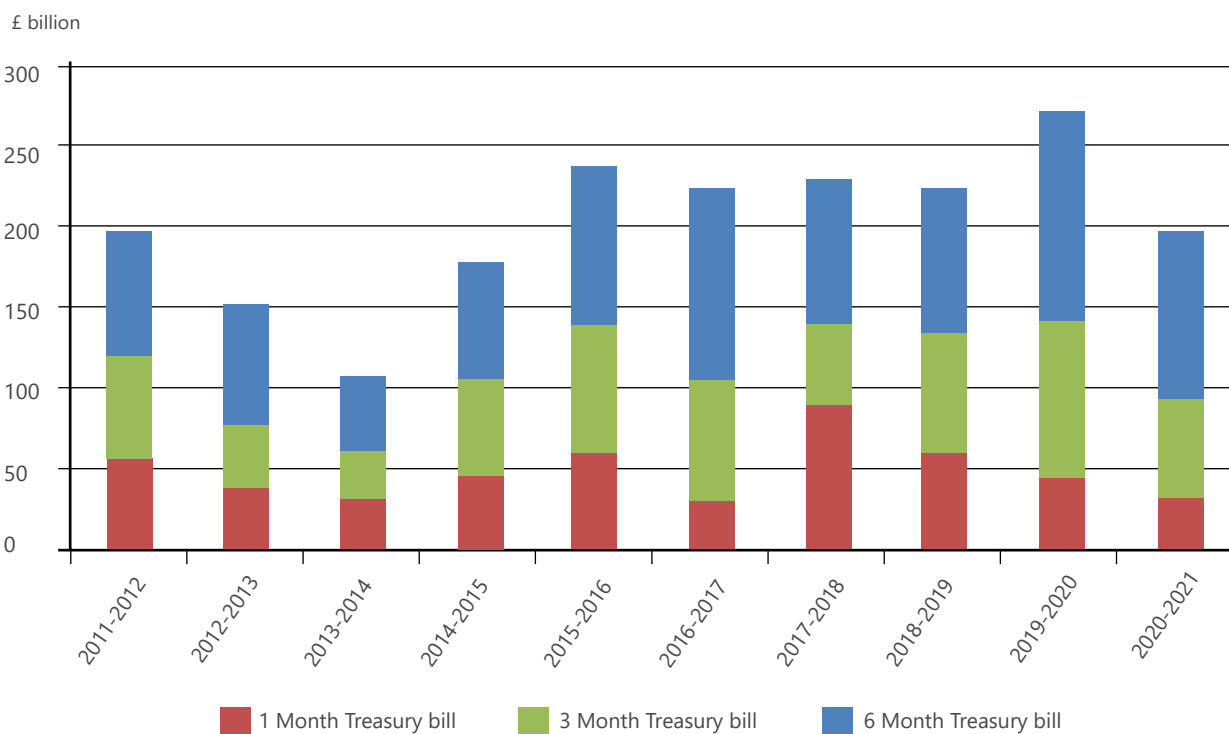


Figure 13: Treasury bill issuance by weekly tender



Long-term expenditure trends

Since the function of the DMA is primarily to manage the government's debt and cash requirements, it has no long-term expenditure trends, only expenses from

interest payments related to liabilities for funding the debt and cash needs of the government.

Sir Robert Steeman

Chief Executive

24 June 2021

Accountability report

The accountability report comprises three sections: a corporate governance report, a remuneration and staff report, and a parliamentary accountability and audit report. The corporate governance report includes the following information: the responsibilities of the Accounting Officer; the composition, responsibilities and actions of the Managing Board and Audit Committee and how they have supported the Accounting Officer and enabled the objectives of the DMO; the key risks faced by the DMO and how it seeks to manage them. The remuneration and staff report states the remuneration of the members of DMO's Managing Board, details of the DMO's remuneration policy and information on the overall staffing profile and cost. The parliamentary accountability and audit report includes a formal opinion by the DMO's external auditor to certify that the financial statements give a true and fair view of the state of the DMO's and DMA's affairs for the year and that they have been prepared in accordance with all relevant rules.

These three sections contribute to the DMO's accountability to Parliament and comply with best practice in relation to corporate governance norms and codes for central government departments. In particular, the corporate governance report seeks to do so by describing the key mechanisms the DMO employs to ensure it maintains high standards of conduct and performance. This includes the statement of Accounting Officer's responsibilities, which describes his accountability to Parliament for the DMO's use of resources and compliance with rules set by HM Treasury to ensure best practice in financial management. The governance statement reflects the applicable principles of the Corporate Governance Code for Central Government Departments. The remuneration and staff report complies with best practice in remuneration reporting, including the recommendations of the Hutton review of fair pay as adopted for government reporting by HM Treasury. The parliamentary accountability and audit report confirms that expenditure and income of the DMO and borrowings and investments of the DMA have been applied to the purposes intended by Parliament and confirms that information in the parliamentary accountability disclosures has been audited and approved by external auditors.

Corporate governance report	41
Directors' report	41
Statement of Accounting Officer's responsibilities	42
Governance statement	44
Remuneration report and staff report	56
Parliamentary accountability and audit report	64

Corporate governance report

Directors' report

Name of Chief Executive and Managing Board

The members of the DMO's Managing Board are considered to be its directors. The authority and responsibilities of the Managing Board are set out in the governance statement on page 44 to 55.

- **Sir Robert Stheeman**
Chief Executive
- **Jo Whelan**
Deputy Chief Executive and Co-Head of Policy and Markets
- **Jim Juffs**
Chief Operating Officer
- **Jessica Pulay**
Co-Head of Policy and Markets
- **Tom Josephs**
Non-executive HM Treasury representative
- **Paul Fisher**
Non-executive director
- **Paul Richards**
Non-executive director

Sir Robert Stheeman

Chief Executive

24 June 2021

Directors' conflicts of interest

In 2020-2021, no material conflicts of interest have been declared by Managing Board members.

Reporting of personal data related incidents

The DMO had no protected personal data related incidents during 2020-2021.

Statement of Accounting Officer's responsibilities

Under the Government Resources and Accounts Act 2000, HM Treasury has directed the DMO to prepare for each financial year a statement of accounts in the form and on the basis set out in the accounts direction on page 88.

Under Schedule 5A of the National Loans Act 1968, HM Treasury has directed the DMO to prepare for each financial year a statement of accounts for the DMA in the form and on the basis set out in the accounts direction on page 131.

Both accounts are prepared on an accruals basis and must give a true and fair view of the state of affairs of the DMO and the DMA, and of their income and expenditure, statement of financial position and cash flows for the financial year.

In preparing both accounts, the Accounting Officer is required to:

- observe the relevant accounts direction issued by HM Treasury, including the relevant accounting and disclosure requirements, and apply suitable accounting policies on a consistent basis;
- make judgements and estimates on a reasonable basis;
- state whether applicable accounting standards have been followed, and disclose and explain any material departures in the accounts;
- prepare the accounts on a going concern basis; and
- confirm that the annual report and accounts as a whole are fair, balanced and understandable, and take personal responsibility for the annual report and accounts and the judgements required for determining they are fair, balanced and understandable.

In addition, in preparing the accounts of the DMO, the Accounting Officer is required to comply with the requirements of the Government Financial Reporting Manual (FReM). The Accounting Officer is required to prepare the DMA accounts in accordance with applicable accounting standards and be consistent with the relevant requirements of the FReM.

HM Treasury has appointed the Chief Executive as Accounting Officer of the DMO and the DMA.

The responsibilities of an Accounting Officer, including responsibility for the propriety and regularity of the public finances for which the Accounting Officer is answerable, for keeping proper records and for safeguarding the DMO's and the DMA's assets, are set out in *Managing Public Money* published by HM Treasury.

Disclosure to auditors

The Comptroller and Auditor General is responsible for auditing the DMO and the DMA accounts, as specified by the Government Resource Accounts Act 2000 and the National Loans Act 1968 respectively.

As the Accounting Officer, I have taken all the steps that I ought to have taken to make myself aware of any relevant audit information and to establish that the DMO's and the DMA's auditors are aware of that information. So far as I am aware, there is no relevant audit information of which the DMO's and the DMA's auditors are unaware.



Governance statement

Scope of responsibility

Since January 2018, ministerial responsibility for the United Kingdom Debt Management Office (DMO) has been vested in John Glen, who was appointed Economic Secretary to the Treasury and City Minister. As the DMO's Chief Executive and Accounting Officer, I am responsible to HM Treasury ministers for the overall operation of the Agency in accordance with its Framework Document.

As Accounting Officer I am responsible for the Debt Management Account (DMA) and the DMO. My accountability is subject to the overall responsibility of the Permanent Secretary of HM Treasury in his capacity as Accounting Officer for that organisation. In exercising my responsibilities for the DMA, I pay due regard to the consequences for the National Loans Fund and will consult the Permanent Secretary if I consider that any actions taken could have implications for him in his role as National Loans Fund Accounting Officer.

The Commissioners for the Reduction of the National Debt (CRND) is a separate business entity within the DMO. Responsibility for the reports and accounts of CRND lies with the Secretary and Comptroller General of CRND. The Secretary and Comptroller General of CRND is responsible for maintaining a sound system of internal control that supports the delivery of the entity's agreed policies, objectives and targets. As Accounting Officer, I am responsible for the wider DMO control framework within which the CRND is managed. The Secretary and Comptroller General of CRND takes assurance from me as to the continued sound maintenance of this framework in relation to their own control responsibilities. Prior to 25 February 2020, PWLB loans were provided by the Public Works Loan Commissioners. Following a government consultation in 2016 the Public Bodies (Abolition of Public Works Loan Commissioners) Order 2020 abolished the Commissioners and transferred their statutory powers to HM Treasury. The PWLB lending facility then became a function within the DMO.

I pay due regard to the objectives set by HM Treasury ministers for the government's debt and cash management in exercising my specific responsibilities for debt and cash management. This includes

ensuring that all activities of the DMA are conducted in a manner that provides value for money. I have put arrangements in place to ensure there is a proper evaluation of the balance between cost and risk in the DMO's operations, taking into account any cost, risk or other strategic objectives, parameters or guidelines agreed with HM Treasury.

I am responsible to the Chancellor of the Exchequer and accountable to Parliament for the DMO's use of resources in carrying out its functions, as set out in the Framework Document and Managing Public Money.

During the period under review I have been responsible for activities including the Funding for Lending Scheme for which the DMO provides support to the Bank of England (BoE). The Funding for Lending Scheme closed for new business in January 2018 but the DMO will continue to support aspects of the scheme until January 2022, when the scheme formally ends.

The DMO is committed to the highest standards of corporate governance and is guided by the Corporate Governance Code for central government departments (the Code) and the principles laid down in that Code. I confirm that the DMO has complied with the principles which cover:

- Parliamentary accountability;
- The role of the Board;
- Board composition;
- Board effectiveness; and
- Risk management.

The DMO does not conduct any part of its business with, or through, arm's length bodies (ALBs) and therefore has not applied principle six which covers departmental governance arrangements with ALBs.

Managing Board

The Accounting Officer was supported during 2020-2021 by the Managing Board (the Board) which, in addition to the Accounting Officer, comprised:

- Jo Whelan
Deputy Chief Executive and Co-Head of Policy and Markets

- Jim Juffs
Chief Operating Officer
- Jessica Pulay
Co-Head of Policy and Markets
- Tom Josephs
Non-executive HM Treasury representative
- Paul Fisher
Non-executive director - During a 26 year career at the Bank of England, Paul Fisher served as a member of the Monetary Policy Committee from 2009 to 2014, the interim Financial Policy Committee from 2011 to 2013 and the PRA Board from 2015 to 2016. He has a number of current roles including Chair of the London Bullion Market Association.
- Paul Richards
Non-executive director - During a 29 year career at Bank of America Merrill Lynch, Paul was MD of business in fixed income trading, Debt Capital Markets and Corporate Banking across Europe, the Americas and Asia Pacific. Following his retirement from banking, he spent 18 months as a senior consultant to the FCA. He is currently Chairman of Insignis, a FinTech company he launched in 2015.

Non-executive directors are appointed by the Accounting Officer following a formal process and have fixed terms defined in their contracts of service. All non-executive Board members receive an induction on joining and have access to additional information and training where it is considered necessary for the effective discharge of their duties.

The primary role of the Board is to advise the Accounting Officer on any key decisions affecting the DMO. Specifically, the Board's responsibility, as defined within its written Terms of Reference, is to advise the Accounting Officer in order:

- To secure the aim, objectives and targets laid down by ministers for the DMO;
- To set and advise on the strategic framework for all areas of the DMO's business, including meeting the DMO's strategic objectives; to advise on the development of key policies and business initiatives taking account of risks;
- To oversee implementation of the strategic objectives, policies and initiatives; and, as part of this, to advise on appropriate prioritisation and allocation of resources;
- To monitor and advise on the DMO's control

environment and financial position, taking due account of the role and recommendations of the DMO's Audit Committee;

- To support the DMO's core values and to promote policies and activities that are fair and command respect both internally and externally;
- To ensure that the decision-making and risk management processes in the DMO are fit for purpose and are robust; and
- To consider and approve the pay system and strategy and the annual pay proposals.

An executive sub-committee of the Board generally meets weekly and supports the Accounting Officer on operational decisions.

The Board undertook a formal self-evaluation of its performance led by a non-executive director in March 2021 and concluded that it has operated effectively in delivering the objectives set out in its Terms of Reference, and that the information used by the Board was accurate and relevant. Between formal reviews the Board considers its effectiveness on an ongoing basis. The Terms of Reference underwent a review by the Board in 2020.

2020-2021 Board activities

Board meetings were held regularly throughout 2020-2021. In addition to regular agenda items, including progress against the remit, risk management, staffing and progress against the operational business plan, the Board paid particular attention to the following matters during the year:

- Accommodation & data centres project – regular updates;
- Business Continuity Planning;
- DMO operational arrangements in the light of COVID-19;
- Markets overview – regular updates;
- DMO remit and mandated functions;
- Update on cash management issues;
- Return to the office – regular updates;
- Hybrid working arrangements;
- Policy & Markets updates;
- UK leaving the European Union related issues;
- High level risks;
- Tailored review of DMO;
- Managing Board effectiveness review; and
- Exchequer liquidity management.

Board and Audit Committee attendance is outlined in the table below:

Table 4: Board and Audit Committee attendance

	Managing Board		Audit Committee	
	Possible	Actual		
Sir Robert Stheeman	8	8		
Jo Whelan	8	8		
Jim Juffs	8	8		
Jessica Pulay	8	8		
Tom Josephs	8	7		
Paul Fisher	8	8	6	6
Paul Richards	8	8	6	6
Rodney Norman	n/a	n/a	6	6

Audit Committee

The Accounting Officer was supported during 2020-2021 by the Audit Committee on matters relating to risk, internal control and governance. The Audit Committee covers the activities of the DMO, DMA, CRND and PWLB lending facility. The members of the Audit Committee during 2020-2021 were:

- Paul Fisher (Chairman)
- Paul Richards
- Rodney Norman

Audit Committee member - Rodney Norman was Finance Director of NS&I until 2018. Prior to that he was the Treasury Accountant at HM Treasury. This was preceded by a career in the City where he qualified as a Chartered Accountant with PWC and was Finance Director of the Banking Division of Close Brothers. He is currently a non-executive director of the Pension Protection Fund, a non-executive member of the Audit and Risk Committees of the Army and the Office of Rail and Road and a senior advisor to the Bank of England.

Audit Committee meetings are typically attended by the Accounting Officer, either or both of the Co-Heads of Policy & Markets, the Chief Operating Officer, the Head of Internal Audit, the Head of Finance, the Head of Risk, and the National Audit Office.

The Committee's overall objective is to give advice to the Accounting Officer on:

- The overall processes for risk, control and governance and the governance statement;
- Management assurances and appropriate actions

to follow from internal and external audit findings, risk analysis and reporting undertaken;

- The financial control framework and supporting compliance culture;
- Accounting policies and material judgements, the accounts and the annual report and management's letter of representation to the external auditors;
- Whistleblowing arrangements for confidentially, raising and investigating concerns over possible improprieties in the conduct of the DMO's business;
- Processes to protect against money laundering, fraud and corruption; and
- The planned activity and results of both internal and external audits.

During the period under review the Audit Committee paid particular attention to the following areas:

- Impact of COVID-19, working from home and hybrid working arrangements;
- COVID-19 risk assessment and risk mitigation plan;
- Impact of increased remit to DMO operations;
- UK leaving the European Union;
- DMO accommodation and data centres relocation;
- Human Resources processes and controls;
- Cyber security;
- Static data processes and controls and counterparty static data in the core trading system;
- DMADF trade capture and approval;
- PWLB lending facility operational processes;
- User access rights in the core trading system;
- IT asset management and desktop support;
- Policies, departmental procedures and committee Terms of References;
- Anti-fraud policies and arrangements;
- Risk management framework;
- International Financial Reporting Standards (IFRS) 16;
- IT change management process;
- Clearing and brokerage fees and banking charges;
- Supplier invoice and expense payments; and
- Suspense item reporting.

The Audit Committee covers a regular programme of agenda items, together with other current topics, and met six times during the year.

The Accounting Officer and the Board have also been informed by the following operational committees throughout the period under review:

■ Debt Management Committee

The Debt Management Committee meets to commission and review the DMO's advice and recommendations to HM Treasury on the debt financing remit at Budget and any revisions at the Spring Statement. The Debt Management Committee also ensures that sound evidence is available for the setting of the DMO's quarterly issuance strategy, including Gilt-edged Market Makers and counterparty reorganisation.

It is the main forum used to commission and review advice on debt management policy or market-related issues as they arise during the year.

The Debt Management Committee met thirteen times in 2020-2021.

■ Cash Management Committee

The Cash Management Committee meets to agree the cash management strategy, taking account of the Exchequer forecast; the DMO's remit; market conditions; risk limits; and any dealing parameters for the Treasury bill programme.

The Cash Management Committee also reviews performance measures relating to dealing.

The Cash Management Committee met regularly (typically every fortnight) throughout 2020-2021.

■ Fund Management Review Committee

The Fund Management Review Committee reviews the performance of the government funds under the management of the CRND, including any reporting on compliance activities undertaken in relation to the funds.

The Fund Management Review Committee met four times in 2020-2021.

■ Business Delivery Committee

The Business Delivery Committee (BDC) reviews the status of the delivery of DMO's business and work plan as a collective cross-functional body, resolving emerging issues in a timely way, and agreeing priorities to ensure the plan stays on track. The most significant initiatives monitored by the BDC during the year were the transition to remote working due to COVID-19, the accommodation relocation project and all data centre relocations.

The BDC met regularly (typically weekly) throughout 2020-2021.

■ Risk Committees

The Accounting Officer is informed by three risk committees covering credit and market risk, operational risk and risk controls. More detail on the roles, responsibilities and activities of these committees can be found in the sections below.

Risk management and internal control

The Accounting Officer is responsible for maintaining a sound system of internal control that supports the achievement of the DMO's policies, aims and objectives, whilst safeguarding the public funds and departmental assets for which he is personally responsible, in accordance with the responsibilities assigned to him in the Managing Public Money document.

The system of internal control is based upon what the Accounting Officer, with the support of the Board, considers to be appropriate, taking account of the DMO's activities, the materiality of risks inherent in those activities and the relative costs and benefits of implementing specific controls to mitigate those risks. The Board has determined a formal risk appetite statement which sets out the amount of risk that the DMO is currently willing to accept and is aligned to its capacity to bear risk. The DMO's position differs from that of a commercial organisation, in that it must always be in a position to transact the underlying business required to meet its remit. As a result, the risks associated with this activity cannot be avoided and the system of internal control can only provide reasonable assurance against failure to achieve aims and objectives.

The Risk and Control Framework

The Board has designed and put in place a formal risk management framework covering all the activities conducted and overseen by the DMO. This framework helps ensure that the Accounting Officer is appropriately informed and advised of any identified risks and also allows the management of risks to be monitored. The framework covers both regular operations and new business initiatives, and evolves as the range and nature of the DMO's activities change. The framework is supported by a clear 'three lines of defence' model:

■ First line of defence

Day-to-day management of risk is the responsibility of management staff within business areas. The DMO considers effective risk management to be central to its operations and fosters a risk aware culture in which all members of staff, including Board members, are encouraged to understand and own the risks that are inherent in those operations. In particular, the DMO seeks to promote an environment in which staff feel comfortable to identify new risks and changes in previously identified risks, as well as weaknesses, so that these may be assessed and appropriate mitigating actions put in place.

Mitigating actions typically include segregation of duties, staff training, clear lines of management delegation and reporting and robust business continuity arrangements.

The DMO employs certain business critical models which enable it to perform market analysis and model the impact of different issuance strategies on the government's debt portfolio. The DMO has put in place a robust quality assurance framework for the models that it uses which extends to cover validation of results and any changes in approach.

■ Second line of defence

Oversight of risk is provided by the Board and risk committees, whose role is to provide regular and systematic scrutiny of risk issues which lie within their remit, and to support the Accounting Officer in exercising his overall responsibility for risk management.

The DMO considers that the principal risks it faces arise in three broad areas: credit risk, market risk and operational risk. It has established committees to meet regularly to review the changing risk pattern for each of these areas and to set up appropriate responses. The work of these committees is described in more detail below.

Credit and Market Risk Committee

The Credit and Market Risk Committee (CMRC) meets on a regular basis, with more frequent meetings held when required, for example during times of market stress. The CMRC monitors and reviews the

management of market, credit, and liquidity risk. It sets limits across a range of exposures including counterparties, countries and instruments held as collateral as well as setting absolute limits on net daily flows across the DMA.

The CMRC has advised the Accounting Officer and the Board, during the year, on significant current and emerging risk issues and actions to mitigate such risks, including the impact of the COVID-19 pandemic and adjustments to the risk policy to support management of historically high gilt redemption cash flows in a relatively less liquid market environment, against a backdrop of changing regulations. The CMRC also paid particular attention to the potential benefits and risks of new counterparties. The CMRC met seven times during 2020-2021.

Operational Risk Committee

The Operational Risk Committee (ORC) meets regularly to monitor operational risks and to review significant risk issues. The ORC is responsible for reviewing risk incidents identified through the DMO's risk incident reporting process, and for considering whether planned mitigating actions are appropriate. The ORC also reviews and tracks the progress of actions identified by Internal Audit. The ORC's scope includes issues relating to information risk, IT security, business continuity, anti-fraud and key supplier risks.

The ORC has advised the Accounting Officer and the Board, during the year, on significant operational risk concerns, significant risk issues and trends as well as actions to mitigate such risks. The ORC has focused this year on IT & cyber security, hybrid working arrangements, business continuity planning and key supplier risks. The ORC met seven times during 2020-2021.

Controls Group

The Controls Group meets periodically to review issues affecting the DMO's system of internal control and to analyse material changes to the control environment. The Controls Group recommends actions to management to implement changes where appropriate. The Controls Group consists of representatives from Finance, Risk, Compliance and Internal Audit.

The Controls Group has advised the Accounting Officer, the Board and senior management on significant risk concerns stemming from the introduction of new business activities as well as risks relating to other change management activities. The Controls Group has also advised the Accounting Officer on suitable mitigating actions where appropriate.

During the year the Controls Group continued to review the controls in place for increased remote working arrangements. In addition, the Controls Group covered the risk assessment and risk mitigation plan for more staff returning to the office as the impact of COVID-19 subsides. Other topics reviewed included a review of access controls for the core trading system.

Risk Management Unit

The risk committees are supported by the DMO's Risk Management Unit (RMU) which ensures key risk issues arising from these committees are communicated to the Accounting Officer and senior management on a regular basis, with additional ad-hoc reporting if an emerging issue requires it. The RMU also supports the formal risk reporting processes with defined outputs, including regular detailed risk reports which are reviewed by the Board and senior management.

As well as supporting the risk committee structure, the RMU provides control advice on risks. As part of the second line of defence the RMU is separate from, and independent of, the DMO's trading operations. The RMU conducts risk analysis and provides market, credit and operational risk capability for the DMO.

The identification, monitoring and mitigation of operational risk is facilitated by the RMU via quarterly consultations with heads of business units and functional teams. Significant risk issues are assessed for materiality and probability of occurrence. New risks, and risks to which exposure is increasing, are highlighted and actions are taken to ensure effective management of all risks. The DMO has Senior Risk Owners (SROs) who undertake a cross-functional moderation process to promote better prioritisation of operational risks across the organisation. The RMU maintains a central exception log to record all risk incidents raised, in order to identify control weaknesses and assign actions to improve controls.

■ Third line of defence

The Internal Audit function is the third line of defence and provides the Accounting Officer with independent and objective assurance on the overall effectiveness of the DMO's system of internal control. It does this through a risk based work programme which is presented to Audit Committee at the start of each year and approved by the Audit Committee at the start of each quarter. All audits make a series of findings relating to control weaknesses. Progress against agreed management actions is monitored on a regular basis to ensure issues highlighted by internal and external audit, and other identified actions to improve the control environment, are managed and progressed within agreed deadlines. The function is independent of the DMO's trading activities and operations and has a direct reporting line to the Accounting Officer. The work of Internal Audit includes assessing the effectiveness of both control design and control performance. With its independence and overall remit, Internal Audit provides a third line of defence against the risks that might prevent the DMO delivering its objectives.

Risk policies and procedures

The DMO's risk policies reflect the high standards and robust requirements which determine the way risks are managed and controlled. The Accounting Officer, with the support of the Board, ensures that policies are regularly reviewed to reflect any changes in the DMO's operations and/or best practice. In 2020-2021, this included policies relating to misconduct escalation, procurement, information security, IT security, and remote working.

Staff are required to confirm that they have read and accepted the DMO's rules on personal dealing and the DMO's policy on the use of information systems and technology, and that they are aware of, and will continue to keep up to date with, the DMO's policies on whistleblowing, anti-fraud, anti-money laundering and information security. The DMO ensures that this exercise is undertaken on an annual basis which helps staff to maintain a good level of awareness of the DMO's policies in these areas. All members of staff have job descriptions which include reference to the specific key risks they are expected to manage.

Managers in each business function are responsible for ensuring that the operations within their area are compliant with all plans, policies, procedures and legislation.

During 2020-2021 no concerns were raised by staff under the DMO’s whistleblowing policy.

Key developments

■ COVID-19

The DMO has continued to actively review and refine its contingency arrangements to minimise the impact of COVID-19 as the situation develops. A robust assurance framework has been implemented to ensure the maintenance of control standards for critical operations in an environment where the majority of staff have been working remotely. The assurance framework was enhanced for a longer-term view.

The hybrid working group formulated the risk assessment and risk mitigation plans in ensuring the office premises remained COVID-19 secure and compliant with guidelines. A change in working arrangements whereby the majority of staff are working from home is a principal risk under the Risk Profile section.

■ UK leaving the European Union

During the year the DMO has continued to work with HM Treasury and other stakeholders to identify, assess and raise awareness of potential direct and indirect impacts on all operational activities. Various scenarios regarding the United Kingdom’s exit from the European Union were considered, with early mitigating actions taken where possible.

Risk profile

The Accounting Officer and the Board believe that the principal risks and uncertainties facing the DMO are outlined below, together with the key actions taken to manage and mitigate them:

Principal risks and uncertainties	Mitigation and management
-----------------------------------	---------------------------

Economic and market conditions

Economic and market conditions, including those arising from the global pandemic (COVID-19) and the UK leaving the European Union, could adversely affect the DMO’s ability to deliver HM Treasury’s financing Remit or its cash management objective.

The DMO continually monitors conditions in the gilt and cash markets as well as wider economic conditions. Since these factors are outside of the DMO’s control, mitigating activities are intended to anticipate potential impacts so as to put the DMO in a position to respond appropriately.

The DMO maintains regular contact with its primary dealers, known as the Gilt-edged Market Makers (GEMMs), and end investors which helps it to gather market intelligence on an ongoing basis. In addition, the DMO’s Investor Research function has the objective of developing a more detailed understanding of the investor base and potential demand for gilts. The DMO also receives information on market conditions through its consultation meetings at which representatives from GEMMs and investors are invited to give their views on the market’s preferences for the choices of gilts in the forthcoming period. Furthermore, the DMO gains valuable market insights from other major sovereign issuers through bilateral relationships and through its membership of intergovernmental forums on public debt.

Principal risks and uncertainties	Mitigation and management
	<p>To help ensure that liquidity in the gilt market is maintained in all market conditions, the GEMMs are required by the DMO to make effective two-way prices in those gilts in which they have committed to deal. To ensure competitive pricing in its cash operations, the DMO maintains relations with a wide range of money market counterparties, and cash management is conducted through a diversified set of money market instruments in order to minimise cost whilst operating within agreed credit and market risk limits.</p> <p>The DMO actively tracks relevant regulatory initiatives and developments, and maintains close contact with regulators and HM Treasury, providing expert advice on the potential impacts of regulation on its markets and operations.</p> <p>In 2020-2021, the primary focus of work in this area was in responding to the exceptional increase in the financing requirement due to COVID-19, and monitoring the impact on the DMO's activities of the United Kingdom's ongoing negotiations with the EU about trade arrangements following the end of the transition period.</p>
<p>IT systems and infrastructure</p> <p>The DMO relies on a number of IT and communications systems to conduct its operations effectively and efficiently. In particular, certain systems are central to the DMO achieving its internal target for the release of accurate data, including auction results, to the market. Failure to achieve these targets could result in markets acting on inaccurate information which could cause significant reputational damage.</p>	<p>During the year the DMO has progressed initiatives to further strengthen the resilience and security of its IT network. The Public Service Network (PSN) accreditation was reconfirmed following an IT health check. The DMO has in place structured business continuity arrangements to ensure it is able to continue market operations in the event of an internal or external incident that threatens business operations.</p> <p>Arrangements to support critical operations were in place throughout the year with a core team in the office, support teams working from the disaster recovery site and the majority of staff working from home. Assessment of business continuity needs is also a specific requirement for new projects and major business initiatives.</p> <p>During the year, the most significant initiatives were the data centre relocations. All data centres are now physically separate from the main office location which increases resilience.</p>

Principal risks and uncertainties	Mitigation and management
<p>IT and data security</p> <p>The DMO could be the subject of an external attack on its IT systems and infrastructure. Through its activities the DMO gathers, disseminates and maintains sensitive information, including market sensitive information. The DMO seeks to ensure the highest standards of data protection and information management.</p>	<p>The DMO continues to work to maintain the required level of protective security covering physical, personnel and information security and is particularly aware of the growing threat posed by cyber security risk. IT and data security risks continued to be a specific area of focus in 2020-2021 and the DMO's IT team have been enhancing the security environment and appropriateness of transaction systems and processes. The focus was in identifying and mitigating any changes to IT and data security risks as a result of increased operations and in light of remote working.</p> <p>The DMO has a Senior Information Risk Owner (SIRO) who is responsible for the information risk policy and the assessment of information risks. The SIRO is a member of the Board and provides advice to Board members on the management of information risks.</p> <p>The DMO has put in place several layers to defend against external and internal attacks. During 2020-2021 a comprehensive security configuration review for all major IT infrastructure, network and server changes was undertaken.</p>
<p>Reliance on third parties</p> <p>A number of the operational systems and services on which the DMO relies are provided or supported by third party suppliers.</p>	<p>To mitigate the risk of failure of a key third party supplier the DMO undertakes regular corporate risk assessments of each key supplier to assess a range of factors including its financial strength and operational capacity, including the reliance on sub-contractors. The DMO has dedicated contract owners who meet regularly with key suppliers and monitor performance against the agreed Service Level Agreements, where appropriate. The procurement manager and the vendor management group have been working to embed consistent standards of supplier management across account managers by improving visibility of key contracts and continually sharing best practice. The supplier of the new trading system, the new office landlord and the providers of the data centres have become key long-term partners.</p> <p>During the year, more focus has been given to understanding any potential supply chain challenges from COVID-19 and the United Kingdom exiting the European Union.</p>

Principal risks and uncertainties	Mitigation and management
<p>Transaction processing</p> <p>The DMO relies on its operational processes to successfully execute a significant number of high value transactions on a daily basis. Reliance on the accurate execution of processes exposes the DMO to operational risk arising from process breakdowns and human error.</p>	<p>A key component of the DMO's control framework is the segregation of duties to ensure independent checking and reconciliation, and to avoid concentration of key activities or related controls on individuals or small groups of staff. In particular, segregation of duties takes place between front and back office activities.</p> <p>All teams have documented procedures for their main activities and there are clearly defined authorisation levels for committing the DMO externally.</p> <p>The DMO's RMU conducts regular control and compliance testing, providing the executive sub-committee of the Board with assurance on the effectiveness of operational controls and compliance with the relevant Financial Conduct Authority and Prudential Regulation Authority rules in the dealing and settlement areas.</p> <p>The DMO also maintains a strong audit and control environment which includes a well embedded incident reporting procedure. This promotes the early identification and resolution of risk incidents and provides visibility to the Accounting Officer and the Board.</p> <p>The focus has been on enhanced compliance monitoring on transaction processing, in light of adjustments to processes to facilitate remote working.</p> <p>This was the first full year of the operational running of the core trading systems. As with any new system, some issues were encountered but were all addressed swiftly with minimal impact resulting in greater operational resilience. Contingency processes worked successfully with other key systems also, for example the Bank of England TOLL System issue in November 2020, that resulted in manual payments being made as contingency for three working days.</p> <p>The issues with CREST's settlement system in September 2020 that led to two days of settlement disruption including a non-standard CREST closure had a wider impact for the market but no material impact with the DMO due to the invocation of contingency arrangements.</p>

Principal risks and uncertainties	Mitigation and management
<p>Hybrid working</p> <p>In light of COVID-19, a change in working arrangements could lead to increased operational risks due to the majority of staff working from home.</p>	<p>During the year, remote working controls were put in place when hybrid working was urgently implemented in light of COVID-19. Controls continued to be adapted as new working practices evolved to ensure overall control standards were maintained. The robust control framework was reviewed by Internal Audit. The majority of meetings were conducted via secure conference and video calls to ensure governance and communication was maintained. Strategic planning continued for hybrid working to develop a long-term view of working practices and associated controls.</p> <p>An independent external review confirmed the existing control framework as robust.</p>
<p>People risk</p> <p>The DMO relies on maintaining a sufficiently skilled workforce at all levels of the organisation to operate effectively and efficiently, ensuring delivery of its strategic objectives.</p> <p>The DMO is exposed to an increased risk of operational failure if it is unable to compete for, and retain, sufficiently skilled staff over time. Competition for skilled staff is generally against employers from the private financial services sector who have historically offered higher remuneration packages that are not subject to public sector remuneration policies.</p>	<p>DMO recruitment policies help ensure that individuals with the appropriate level of skill and experience are appointed at all levels within the organisation. This helps mitigate the level of human error which could result in process failures.</p> <p>The DMO's Training and Development policy is designed to help ensure that staff have the right skills to meet its objectives.</p> <p>The DMO follows the Civil Service Commission's recruitment principles and selection process to ensure vacancies are filled on merit on the basis of fair and open competition.</p> <p>The DMO has a formal performance appraisal process and all staff are given clear and achievable objectives. Staff are encouraged to engage in activities which promote development and the DMO provides regular training opportunities and support for professional studies to enhance the skills base of its employees. The DMO also provides cross-training for different roles to help improve staffing flexibility and reduce turnover pressure.</p> <p>Salaries are benchmarked annually to equivalent private sector pay levels in order to keep management aware of any significant disparities that are developing. During the year, particular consideration has been given to the issues faced by staff working increased hours due to increased market operations and additional I.T support needed as part of the transition to remote working. The DMO has a policy to recognise those staff who have performed well in their roles through the</p>

Principal risks and uncertainties	Mitigation and management
	<p>payment of one-off non-consolidated performance related awards. Any awards are assessed annually by the DMO PRT (Performance Review Team). They are determined by individual performance and criteria associated with the DMO's performance management process, which are also aligned to the policy for public sector pay.</p> <p>A Staff Council has met regularly throughout the year and enabled an open exchange of ideas and views between management and staff representatives. This has been an effective conduit for wider communication and consultation with all staff.</p> <p>On an annual basis all DMO staff are given the opportunity to take part in the Civil Service People survey. Any issues raised via this route, with suggested mitigating action if required, are considered by the Accounting Officer and the Board.</p> <p>The DMO was reaccredited as an Investor in People in 2017.</p>

Review of effectiveness

I have reviewed the effectiveness of the system of internal control and confirm that an ongoing process designed to identify, evaluate and prioritise risks to the achievement of the DMO's aims and objectives has been in place throughout 2020-2021. This review included an assessment of any material risk and control issues identified and reported during the relevant period.

My review has been informed by the advice of the risk committees, the work of the internal auditors and the executive managers within the DMO, who have been delegated responsibility for the development and maintenance of the internal control framework. Comments made by the external auditors in their management letter and other relevant reports have also informed this review.

In my role as Accounting Officer I have been advised on the implications of the result of my review, regarding the effectiveness of the system of internal control, by the Board and the Audit Committee.

In 2020-2021, no ministerial directions were given and no material conflicts of interest have been declared by Board or Audit Committee members in the Register of Interests.

In my opinion, the DMO's system of internal control was effective throughout the financial year and remains so on the date I sign this statement.

Sir Robert Stheeman

Chief Executive
24 June 2021

Remuneration report and staff report

The DMO has a Performance Review Team, which during 2020-2021 comprised:

- **Sir Robert Stheeman**
Chief Executive (Chair)
- **Jo Whelan**
Deputy Chief Executive and Co-Head of Policy and Markets
- **Jim Juffs**
Chief Operating Officer
- **Jessica Pulay**
Co-Head of Policy and Markets
- **Paul Fisher**
Non-executive director
- **Paul Richards**
Non-executive director

The Performance Review Team is responsible for overseeing the DMO's delegated pay arrangements and ratifying the DMO's Pay Remit submission to HM Treasury and its subsequent implementation. Pay progression takes into account individual performance, job size, external market comparators and public sector pay policy and affordability.

Remuneration policy

Senior DMO staff

The Chief Executive is a member of the Senior Civil Service, employed by HM Treasury and included in HM Treasury's appraisal arrangements. Remuneration is set by HM Treasury in accordance with the Senior Salaries Review Body's Report.

Further information about the work of the Review Body can be found at www.gov.uk/government/organisations/office-of-manpower-economics.

Salaries of the Deputy Chief Executive, Chief Operating Officer and Co-Head of Policy and Markets are set internally in accordance with the DMO's delegated pay arrangements by the Chief Executive and the non-executive director members of the Performance Review Team.

Non-executive directors

The Chief Executive, in discussion with the Deputy Chief Executive, Chief Operating Officer and Co-Head

of Policy and Markets, determines the remuneration of the non-executive directors. Remuneration is reviewed annually taking account of external market comparators and public sector pay policy and affordability, but the DMO reserves the right not to make adjustments.

Contracts

The Constitutional Reform and Governance Act 2010 requires Civil Service appointments to be made on merit on the basis of fair and open competition. The Recruitment Principles published by the Civil Service Commission specify the circumstances when appointments may be made otherwise.

Unless otherwise stated below, the officials covered by this report hold appointments that are open-ended. Early termination, other than for misconduct, would result in the individual receiving compensation as set out in the Civil Service Compensation Scheme.

Senior DMO staff

The Chief Executive's contract is for a fixed term period to 31 December 2023. The contract may be extended for further fixed term periods and is subject to a 3 month notice requirement.

The appointments of the Deputy Chief Executive, the Chief Operating Officer and Co-Head of Policy and Markets have been made in accordance with the provisions of the Civil Service Commissioners' Recruitment Code. The employment contract for each requires a 3 month termination period.

Non-executive directors

Paul Fisher was contracted for an initial 3 year period from 1 December 2016. His contract has been extended for a further 3 year period and is due to end on 30 November 2022.

Paul Richards was contracted for a 3 year period from 13 May 2019. His contract is due to end on 12 May 2022.

The employment contracts for Paul Fisher and Paul Richards are subject to a 5 week early termination notice period. Contracts will automatically terminate on the date stated unless an extension has been agreed. As office holders there is no provision for compensation for early termination.

Remuneration received including pension benefits

In accordance with the requirements of the Companies Act 2006 and Statutory Instrument 2013 No. 1981, the following table includes pension benefits. The sums set out in the table relate to staff performance in respect of the relevant financial year, except for the performance related payments and the pivotal role allowance which relate to performance in 2019-2020, and the comparative awards reported for 2019-2020 which relate to performance in 2018-2019.

Table 5: Remuneration of senior DMO staff and non-executive directors

		Salary £000	Performance related payments £000	Sale of annual leave*	Pivotal role allowance** £000	Total payments £000	Accrued pension benefits*** £000	Total including pension benefits £000
Senior DMO staff								
Sir Robert Stheeman - Chief Executive	2020-2021	150 - 155	10 - 15	5 - 10	25	195 - 200	64	260 - 265
	2019-2020	150 - 155	10 - 15	0 - 5	25	190 - 195	58	250 - 255
Jo Whelan - Deputy Chief Executive and Co-Head of Policy and Markets**** <i>Full-time equivalent</i>	2020-2021	115 - 120	10 - 15	5 - 10	-	130 - 135	54	185 - 190
		160 - 165	15 - 20	5 - 10	-	185 - 190	75	260 - 265
	2019-2020	110 - 115	10 - 15	-	-	125 - 130	48	170 - 175
<i>Full-time equivalent</i>		155 - 160	15 - 20	-	-	170 - 175	67	240 - 245
Jim Juffs - Chief Operating Officer	2020-2021	155 - 160	15 - 20	5 - 10	-	180 - 185	53	235 - 240
	2019-2020	150 - 155	15 - 20	0 - 5	-	170 - 175	41	215 - 220
Jessica Pulay - Co- Head of Policy and Markets	2020-2021	155 - 160	15 - 20	5 - 10	-	180 - 185	60	240 - 245
	2019-2020	145 - 150	15 - 20	0 - 5	-	170 - 175	58	225 - 230
Non-executive directors								
Brian Duffin (to 31 December 2019)	2020-2021	-	-	-	-	-	-	-
	2019-2020	10 - 15	-	-	-	10 - 15	-	10 - 15
<i>Full-year equivalent</i>		15 - 20	-	-	-	15 - 20	-	15 - 20
Paul Fisher	2020-2021	15 - 20	-	-	-	15 - 20	-	15 - 20
	2019-2020	15 - 20	-	-	-	15 - 20	-	15 - 20
Paul Richards (from 13 May 2019)	2020-2021	15 - 20	-	-	-	15 - 20	-	15 - 20
	2019-2020	15 - 20	-	-	-	15 - 20	-	15 - 20
<i>Full-year equivalent</i>		15 - 20	-	-	-	15 - 20	-	15 - 20

(This disclosure has been audited.)

* Periodically, the DMO allows staff to exchange a portion of their leave for salary when operational demands during the year suggest that some staff may be unable to take their full allocation of leave.

** The Pivotal Role Allowance scheme was introduced in the Senior Civil Service reward system in April 2013 to promote the retention of specialist staff in the most critical roles across government. The allowance is payable as a lump sum annually after the end of the financial year. It is removable, non-pensionable and subject to regular review. Eligibility for the allowance was approved by the Chief Secretary to HM Treasury and the Minister for the Cabinet Office.

*** For Sir Robert Stheeman, Jo Whelan, Jim Juffs and Jessica Pulay the value of pension benefits accrued during the year is calculated as (the real increase in pension multiplied by 20) plus (the real increase in any lump sum) less (the contributions made by the individual). The real increase excludes increases due to inflation or any increase or decrease due to a transfer of pension rights.

**** The salary disclosed reflects part-time hours and is calculated on a pro rata basis from a full-time equivalent of 0.72 in 2020-2021 (2019-2020: 0.72).

'Salary' includes gross salary, overtime and any other allowance to the extent that it is subject to UK taxation (except for the Pivotal Role Allowance, which is shown separately).

The DMO is not responsible for the remuneration of any Ministers or the non-executive HM Treasury representative (Tom Josephs), who is an employee of HM Treasury.

Performance related payments

The payment of performance related awards are assessed annually by the Performance Review Team. These one-off payments are determined by individual performance and criteria associated with the DMO's performance management process and are aligned to the policy for public sector pay.

Remuneration multiples

The relationship between the remuneration of the highest-paid member of the DMO's Managing Board and the median remuneration of the organisation's workforce is reported below.

The Chief Executive is the highest-paid member of the DMO's Managing Board and the organisation's wider workforce.

Total remuneration includes, where appropriate, salary, non-consolidated performance related payments, benefits-in-kind and any severance payments. It does not include employer pension contributions and the cash equivalent transfer value of pensions.

Table 6: Remuneration multiples

	2021	2020
Total remuneration of the Chief Executive (£000)	195-200	190-195
Median remuneration total of other DMO employees (£)	55,527	55,250
Ratio	3.6	3.5

(This disclosure has been audited.)

The ratio above represents the total remuneration of the Chief Executive (taking the mid-point of the range disclosed) and the median total remuneration of all other DMO employees.

In 2020-2021, remuneration of the DMO's workforce excluding the Chief Executive, ranged from £26,000 to £188,000 (2019-2020: £28,000 to £176,000).

Pension benefits

Table 7: Pension benefits of senior DMO staff

	Accrued pension and related lump sum at pension age at 31 March 2021 £000	Real increase in pension and related lump sum at pension age £000	CETV at 31 March 2021 £000	CETV at 31 March 2020 £000	Real increase in CETV £000
Sir Robert Stheeman	50 – 55	2.5 – 5	1,044	987	64
Jo Whelan	35 – 40	2.5 – 5	697	632	38
Jim Juffs	40 – 45	2.5 – 5	993	919	55
- plus lump sum	120 – 125	7.5 – 10			
Jessica Pulay	15 – 20	2.5 – 5	257	202	35

(This disclosure has been audited.)

CETV is an abbreviation for 'Cash Equivalent Transfer Value'. This measure of value is explained on page 60.

The non-executive directors are not entitled to any pension benefits.

Civil Service pensions

Pension benefits are provided through the Civil Service pension arrangements.

From 1 April 2015 a new pension scheme for civil servants was introduced – the Civil Servants and Others Pension Scheme or alpha, which provides benefits on a career average basis with a normal pension age equal to the member's State Pension Age (or 65 if higher). From that date all newly appointed civil servants and the majority of those already in service joined alpha. Prior to that date, civil servants participated in the Principal Civil Service Pension Scheme (PCSPS). The PCSPS has four sections: three providing benefits on a final salary basis (classic, premium or classic plus) with a normal pension age of 60; and one providing benefits on a whole career basis (nuvos) with a normal pension age of 65.

These statutory arrangements are unfunded with the cost of benefits met by monies voted by Parliament each year. Pensions payable under classic, premium, classic plus, nuvos and alpha are increased annually in line with Pensions Increase legislation.

Existing members of the PCSPS who were within 10 years of their normal pension age on 1 April 2012 remained in the PCSPS after 1 April 2015. Those who were between 10 years and 13 years and 5 months from their normal pension age on 1 April 2012 will switch into alpha sometime between 1 June 2015 and 1 February 2022. All members who switch to alpha have their PCSPS benefits 'banked', with those with earlier benefits in one of the final salary sections of the PCSPS having those benefits based on their final salary when they leave alpha.

The pension figures quoted for officials show pension earned in PCSPS or alpha – as appropriate. Where the official has benefits in both the PCSPS and alpha the figure quoted is the combined value of their benefits in the two schemes.

Members joining from October 2002 may opt for either the appropriate defined benefit arrangement or a 'money purchase' stakeholder pension with an employer contribution (partnership pension account).

Employee contributions are salary-related and range between 4.6 per cent and 8.05 per cent for members of classic, premium, classic plus, nuvos and alpha.

Benefits in classic accrue at the rate of 1/80th of final pensionable earnings for each year of service. In addition, a lump sum equivalent to three years initial pension is payable on retirement. For premium, benefits accrue at the rate of 1/60th of final pensionable earnings for each year of service. Unlike classic, there is no automatic lump sum. Classic plus is essentially a hybrid with benefits for service before 1 October 2002 calculated broadly as per classic and benefits for service from October 2002 worked out as in premium. In nuvos a member builds up a pension based on their pensionable earnings during

their period of scheme membership. At the end of the scheme year (31 March) the member's earned pension account is credited with 2.3 per cent of their pensionable earnings in that scheme year and the accrued pension is uprated in line with Pensions Increase legislation. Benefits in alpha build up in a similar way to nuvos, except that the accrual rate is 2.32 per cent. In all cases members may opt to give up (commute) pension for a lump sum up to the limits set by the Finance Act 2004.

The partnership pension account is a stakeholder pension arrangement. The employer makes a basic contribution of between 8 per cent and 14.75 per cent (depending on the age of the member) into a stakeholder pension product chosen by the employee from a panel of providers. The employee does not have to contribute, but where they do make contributions, the employer will match these up to a limit of 3 per cent of pensionable salary (in addition to the employer's basic contribution). Employers also contribute a further 0.5 per cent of pensionable salary to cover the cost of centrally-provided risk benefit cover (death in service and ill-health retirement).

The accrued pension quoted is the pension the member is entitled to receive when they reach pension age, or immediately on ceasing to be an active member of the scheme if they are already at or over pension age. Pension age is 60 for members of classic, premium and classic plus, 65 for members of nuvos, and the higher of 65 or State Pension Age for members of alpha. (The pension figures quoted for officials show pension earned in PCSPS or alpha – as appropriate. Where the official has benefits in both the PCSPS and alpha the figure quoted is the combined value of their benefits in the two schemes, but note that part of that pension may be payable from different ages).

Further details about the Civil Service pension arrangements can be found on the website www.civilservicepensionscheme.org.uk.

The Cash Equivalent Transfer Value (CETV)

A Cash Equivalent Transfer Value (CETV) is the actuarially assessed capitalised value of the pension scheme benefits accrued by a member at a particular point in time. The benefits valued are the member's accrued benefits and any contingent spouse's pension payable from the scheme.

A CETV is a payment made by a pension scheme or arrangement to secure pension benefits in another pension scheme or arrangement when the member leaves a scheme and chooses to transfer the benefits accrued in their former scheme.

The pension figures shown relate to the benefits that the individual has accrued as a consequence of their total membership of the pension scheme, not just their service in a senior capacity to which disclosure applies.

The figures include the value of any pension benefit in another scheme or arrangement which the member has transferred to the Civil Service pension arrangements. They also include any additional pension benefit accrued to the member as a result of their buying additional pension benefits at their own cost.

CETVs are worked out in accordance with The Occupational Pension Schemes (Transfer Values) (Amendment) Regulations 2008 and do not take account of any actual or potential reduction to benefits resulting from Lifetime Allowance Tax which may be due when pension benefits are taken.

Real increase in CETV

This reflects the increase in CETV that is funded by the employer. It does not include the increase in accrued pension due to inflation, contributions paid by the employee (including the value of any benefits transferred from another pension scheme or arrangement) and uses common market valuation factors for the start and end of the period.

Staff numbers and related costs

Table 8: Staff costs

	Permanent staff £000	Others £000	2021 Total £000
Staff costs			
Salaries	7,208	4,119	11,327
Social security costs	865	38	903
Other pension costs	1,668	76	1,744
	9,741	4,233	13,974
Amounts charged to capital	-	(233)	(233)
Total net costs	9,741	4,000	13,741
Average number of full-time equivalent persons employed by the DMO	100	29	129
Of which, staff employed on capital projects	-	1	1

	Permanent staff £000	Others £000	2020 Total £000
Staff costs			
Salaries	6,654	3,231	9,885
Social security costs	794	44	838
Other pension costs	1,597	89	1,686
	9,045	3,364	12,409
Amounts charged to capital	-	(658)	(658)
Total net costs	9,045	2,706	11,751
Average number of full-time equivalent persons employed by the DMO	99	26	125
Of which, staff employed on capital projects	-	4	4

(This disclosure has been audited.)

Staff numbers in 2020-2021 and 2019-2020 include one full time equivalent senior civil servant (grade SCS 2).

The heading 'Others' includes interim staff employed either via recruitment agencies, on a fixed term contract, or via inward secondments from other bodies.

Redundancy and other departure costs are paid in accordance with the provisions of the Civil Service Compensation Scheme, a statutory scheme made under the Superannuation Act 1972. Permanent staff costs reported for 2020-2021 include no exit costs. Permanent staff costs reported for 2019-2020 include no exit costs. Where the DMO has agreed early retirements, the additional costs are met by the DMO

and not by the Civil Service pension scheme. Ill-health retirement costs are met by the pension scheme and are not included in the reported staff costs.

The Principal Civil Service Pension Scheme (PCSPS) and the Civil Servant and Other Pension Scheme (CSOPS), known as ‘alpha’, are unfunded multi-employer defined benefit schemes, but the DMO is unable to identify its share of the underlying assets and liabilities. The PCSPS’s Actuary valued the scheme as at 31 March 2012 and details can be found in the resource accounts of the Cabinet Office: Civil Superannuation (www.civilservicepensionscheme.org.uk/about-us/resource-accounts/).

For 2020-2021, employer contributions of £1,681,564 (2019-2020: £1,624,791) were payable to the civil service pension schemes at one of four rates in the range 26.6 per cent to 30.3 per cent (2019-2020: 26.6 per cent to 30.3 per cent) of pensionable pay, based on salary bands. The scheme’s Actuary usually reviews employer contributions every four years following a full scheme valuation.

The contribution rates are set to meet the cost of the benefits accruing during 2020-2021 to be paid when the member retires and not the benefits paid during this period to existing pensioners.

Employees can opt to open a partnership pension account, a stakeholder pension with an employer contribution. Employer’s contributions of £60,293 (2019-2020: £59,675) were paid to one or more of the panel of appointed stakeholder pension providers. Employer contributions are age-related and range from 8.0 per cent to 14.75 per cent of pensionable pay (2019-2020: 8.0 per cent to 14.75 per cent of pensionable pay). Employers also match employee contributions up to 3 per cent of pensionable pay. In addition, employer contributions of £2,033, 0.5 per cent of pensionable pay (2019-2020: £2,129, 0.5 per cent of pensionable pay), were payable to the PCSPS to cover the cost of the future provision of lump sum benefits on death in service or ill health retirement of these employees.

Contributions due to the partnership pension providers at 31 March 2021 were £5,545 (31 March 2020: £5,881). Contributions pre-paid at that date were £nil (31 March 2020: £nil).

Male / female staff breakdown

The number of male and female staff at the DMO at 31 March 2021 was:

Table 9: Male/female breakdown

	Male	Female
Managing Board members	5	2
Employees	75	37
Total	80	39

Employees do not include contractors employed through agencies. (No Managing Board members are employed through agencies.)

Expenditure on consultancy

Expenditure on consultancy by the DMO in 2020-2021 was £21,000 (2019-2020: £90,000).

Off-payroll engagements

Off-payroll arrangements are engagements where staff, either self-employed or acting through an intermediary company, are paid by invoice rather than via payroll.

The DMO contracts with some staff off-payroll. These are typically specialists whom the DMO expects to require for only a short term period.

The tables below show off-payroll engagements by the DMO during the year. There have been no board members and/or senior officials with significant financial responsibility engaged off-payroll between 1 April 2020 and 31 March 2021.

Total off-payroll engagements as at 31 March 2021:

Table 10: Off-payroll engagements

Total off-payroll engagements for more than £245 per day	22
Of which, have an engagement duration of:	
Less than 1 year	10
Between 1 & 2 years	4
Between 2 & 3 years	5
Between 3 & 4 years	1
Between 4 & 5 years	1
Between 5 & 6 years	1

New off-payroll engagements during the year:

Table 11: New off-payroll engagements

Total new engagements between 1 April 2020 and 31 March 2021 for more than £245 per day	13
Of which, have been assessed as:	
Within IR35	11
Outside IR35	2
Number of off-payroll engagements who have transferred to the DMO payroll during the year	1
Number of engagements reassessed for consistency/assurance purposes during the year	2
Number of engagements for which IR35 status changed as a result of the assessment	0

Equal opportunities

The DMO is an equal opportunities employer. Policies are in place to ensure that no job applicant or member of staff receives less favourable treatment on grounds of gender, gender re-assignment, marital or family status, colour, racial origin, sexual orientation, age, background, religion, disability, trade union membership or by any other condition or requirement.

Employee relations

A Staff Council has met regularly throughout the year and enabled an open exchange of ideas and views between management and staff representatives and has been effective as a conduit for wider communication and consultation with all staff. Union arrangements also continue for staff transferred to the DMO in 2002 under TUPE principles. Staff may join a trade union of their choice.

Improving good practice and investment in people

The DMO was re-accredited as an Investor in People in 2017. The DMO's training and development policy aims to ensure that its staff have the right skills to meet its objectives. The DMO provides targeted training and support for professional studies to enhance the skills base of its employees.

Staff turnover

Staff turnover for the period was 6.5 per cent (2019-2020: 9.2 per cent). The turnover figure is calculated as the number of leavers within the period divided by

the average number of staff in post during the period.

Staff engagement

The annual Civil Service People Survey measures employee engagement. The survey is designed to ensure that employees are committed to their organisation's goals and values, motivated to contribute to organisational success, and are able to enhance their own sense of wellbeing. The survey is used to generate a headline indicator of the overall level of employee engagement and nine indicators of the factors that influence engagement.

The survey result for the DMO's headline level of employee engagement in 2020 was 74% (2019: 74%). The Civil service benchmark, the median score of all participating organisations, was 66% (2019: 63%). There were 106 participating organisations in 2020.

Staff sickness absence

Recorded working days lost due to DMO staff sickness absence in 2020-2021 were 479 or 2.0 per cent of the total available (2019-2020: 621 or 2.5 per cent of the total available).

Social, community and human rights issues

The DMO has no social, community or human rights issues to report, which are relevant to understanding its business.

Health and Safety

The DMO is committed to complying with health and safety at work legislation. The DMO follows procedures and maintains policies that aim to achieve higher standards than the legal requirements. The DMO's main health and safety priority during the year has been responding to the COVID-19 pandemic. We have made our offices COVID-secure in line with government guidance by introducing various measures including homeworking for most staff, increased office cleaning, risk assessment of all staff returning to the office, COVID safety procedures for staff working in the office and segregation of office work stations.

Annually, the DMO undergoes an independent health and safety audit. There were no issues during 2020-2021.

Sir Robert Stheeman

Chief Executive

24 June 2021

Parliamentary accountability and audit report

Regularity of expenditure

The expenditure and income of the DMO have been applied to the purposes intended by Parliament.

The borrowings and investments of the DMA have been applied to the purposes intended by Parliament.

(Both the above statements have been audited.)

Remote contingent liabilities

Neither the DMO nor the DMA had any remote contingent liabilities as at 31 March 2021.

(The above statement has been audited.)

Certificate and report of the Comptroller and Auditor General

The certificate and report of the Comptroller and Auditor General for each of the DMO and the DMA can be found preceding the accounts on page 67 to 70 and page 91 to 94 respectively.

Fees and charges

This analysis of fees and charges received by the DMO is provided as specified by the FReM and not for the disclosure requirements of IFRS 8 Operating Segments.

Table 12: Fees and charges

	CRND £000	PWLB £000	Gilt purchase and sale service £000
Full cost	466	1,238	330
Income	(441)	(1,139)	(289)
Deficit / (surplus)	25	99	41

Financial objective and performance:

- **CRND:** To invest and manage certain public funds and charge, where statute permits, an administrative cost calculated on a full-cost recovery basis. CRND also carries out other miscellaneous statutory functions for which there is no provision for recovering costs. This objective was achieved in full.
- **PWLB:** To advance loans, primarily to local authorities, at a fee rate that is set by statute. This objective was achieved in full.
- **Gilt purchase and sale service:** To operate a gilt purchase and sale service for retail investors in the secondary market and charge the appropriate transactional cost as defined by statute. This objective was achieved in full.

The DMA received no material fees or charges during the year.

(The above section on fees and charges has been audited.)

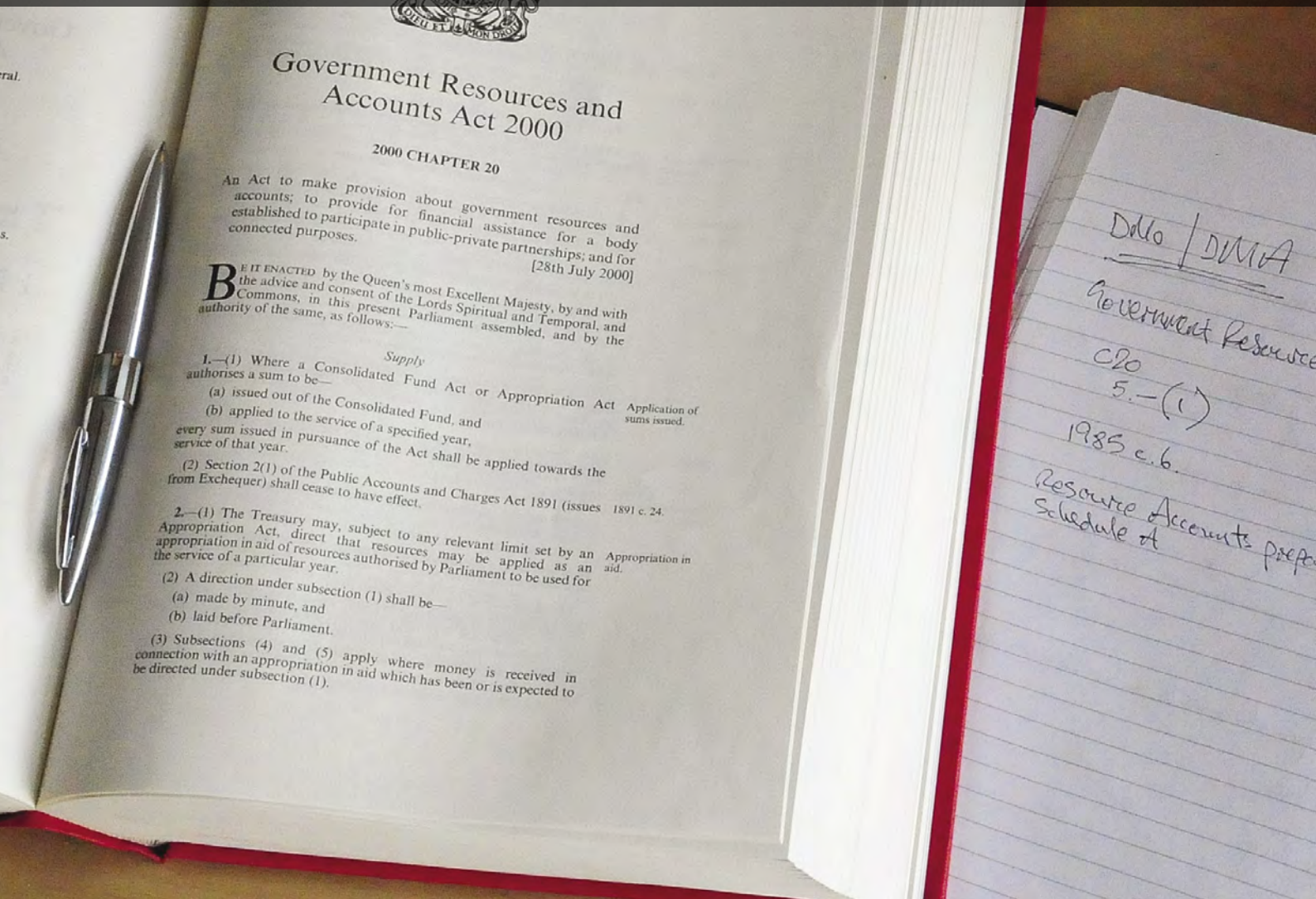
Sir Robert Stheeman
 Chief Executive
 24 June 2021

Accounts of the United Kingdom Debt Management Office

Year ended 31 March 2021
Presented to the House of Commons on 7 July 2021

United Kingdom Debt Management Office: 2020-2021 Accounts

Certificate and report of the Comptroller and Auditor General to the House of Commons	67
Statement of comprehensive net expenditure	72
Statement of financial position	73
Statement of cash flows	74
Statement of changes in taxpayers' equity	75
Notes to the accounts	76
Accounts Direction given by HM Treasury in accordance with section 7(2) of the Government Resources and Accounts Act 2000	88



The certificate and report of the Comptroller and Auditor General to the House of Commons

Opinion on financial statements

I certify that I have audited the financial statements of the Debt Management Office for the year ended 31 March 2021 under the Government Resources and Accounts Act 2000. The financial statements comprise: the Statement of comprehensive expenditure, the Statement of financial position, the Statement of cash flows, the Statement of changes in taxpayers' equity and the related notes, including the significant accounting policies. These financial statements have been prepared under the accounting policies set out within them. The financial reporting framework that has been applied in their preparation is applicable law and international accounting standards as interpreted by HM Treasury's Government Financial Reporting Manual.

I have also audited the information in the Accountability Report that is described in that report as having been audited.

In my opinion, the financial statements:

- give a true and fair view of the state of the Debt Management Office's affairs as at 31 March 2021 and of the Debt Management Office's net operating expenditure for the year then ended; and
- have been properly prepared in accordance with the Government Resources and Accounts Act 2000 and HM Treasury directions issued thereunder.

Opinion on regularity

In my opinion, in all material respects the income and expenditure recorded in the financial statements have been applied to the purposes intended by Parliament and the financial transactions recorded in the financial statements conform to the authorities which govern them.

Basis for opinions

I conducted my audit in accordance with International Standards on Auditing (ISAs) (UK), applicable law and Practice Note 10 'Audit of Financial Statements of Public Sector Entities in the United Kingdom'. My responsibilities under those standards are further described in the Auditor's responsibilities for the audit of the financial statements section of my certificate.

Those standards require me and my staff to comply with the Financial Reporting Council's Revised Ethical Standard 2019. I have also elected to apply the ethical standards relevant to listed entities. I am independent of the Debt Management Office in accordance with the ethical requirements that are relevant to my audit of the financial statements in the UK. My staff and I have fulfilled our other ethical responsibilities in accordance with these requirements.

I believe that the audit evidence I have obtained is sufficient and appropriate to provide a basis for my opinion.

Conclusions relating to going concern

In auditing the financial statements, I have concluded that the Debt Management Office's use of the going concern basis of accounting in the preparation of the financial statements is appropriate.

Based on the work I have performed, I have not identified any material uncertainties relating to events or conditions that, individually or collectively, may cast significant doubt on the Debt Management Office's ability to continue as a going concern for a period of at least twelve months from when the financial statements are authorised for issue.

My responsibilities and the responsibilities of the Accounting Officer with respect to going concern are described in the relevant sections of this certificate.

The going concern basis of accounting for the Debt Management Office is adopted in consideration of the requirements set out in HM Treasury's Government Reporting Manual, which require entities to adopt the going concern basis of accounting in the preparation of the financial statements where it anticipated that the services which they provide will continue into the future.

Other information

The other information comprises information included in the Performance Report and Accountability Report, but does not include the parts of the Accountability Report described in that report as having been audited, the financial statements and my auditor's certificate thereon. The Accounting Officer is responsible for the other information. My opinion on the financial statements does not cover the other information and except to the extent otherwise explicitly stated in my certificate, I do not express any form of assurance conclusion thereon. In connection with my audit of the financial statements, my responsibility is to read the other information and, in doing so, consider whether the other information is materially inconsistent with the financial statements or my knowledge obtained in the audit or otherwise appears to be materially misstated. If I identify such material inconsistencies or apparent material misstatements, I am required to determine whether this gives rise to a material misstatement in the financial statements themselves. If, based on the work I have performed, I conclude that there is a material misstatement of this other information, I am required to report that fact.

I have nothing to report in this regard.

Opinion on other matters

In my opinion, based on the work undertaken in the course of the audit:

- the parts of the Accountability Report to be audited have been properly prepared in accordance with HM Treasury directions made under the Government Resources and Accounts Act 2000; and

- the information given in the Performance Report and Accountability Reports for the financial year for which the financial statements are prepared is consistent with the financial statements.

Matters on which I report by exception

In the light of the knowledge and understanding of the Debt Management Office and its environment obtained in the course of the audit, I have not identified material misstatements in the Performance Report and Accountability Report. I have nothing to report in respect of the following matters which I report to you if, in my opinion:

- adequate accounting records have not been kept or returns adequate for my audit have not been received from branches not visited by my staff; or
- the financial statements and the parts of the Accountability Report to be audited are not in agreement with the accounting records and returns; or
- certain disclosures of remuneration specified by HM Treasury's Government Financial Reporting Manual are not made; or
- I have not received all of the information and explanations I require for my audit; or
- the Governance Statement does not reflect compliance with HM Treasury's guidance.

Responsibilities of the Accounting Officer for the financial statements

As explained more fully in the Statement of Accounting Officer's Responsibilities, the Accounting Officer is responsible for:

- the preparation of the financial statements in accordance with the applicable financial reporting framework and for being satisfied that they give a true and fair view;

- internal controls as the Accounting Officer determines is necessary to enable the preparation of financial statement to be free from material misstatement, whether due to fraud or error; and
- assessing the Debt Management Office's ability to continue as a going concern, disclosing, as applicable, matters related to going concern and using the going concern basis of accounting unless the Accounting Officer anticipates that the services provided by the Debt Management Office will not continue to be provided in the future.

Auditor's responsibilities for the audit of the financial statements

My responsibility is to audit, certify and report on the financial statements in accordance with the Government Resources and Accounts Act 2000.

My objectives are to obtain reasonable assurance about whether the financial statements as a whole are free from material misstatement, whether due to fraud or error, and to issue a certificate that includes my opinion. Reasonable assurance is a high level of assurance but is not a guarantee that an audit conducted in accordance with ISAs (UK) will always detect a material misstatement when it exists. Misstatements can arise from fraud or error and are considered material if, individually or in the aggregate, they could reasonably be expected to influence the economic decisions of users taken on the basis of these financial statements.

I design procedures in line with my responsibilities, outlined above, to detect material misstatements in respect of non-compliance with laws and regulation, including fraud.

My procedures included the following:

- Inquiring of management, the Debt Management Office's head of internal audit and those charged with governance, including obtaining and reviewing supporting documentation relating to the Debt Management Office's policies and procedures relating to:

- identifying, evaluating and complying with laws and regulations and whether they were aware of any instances of non-compliance;
- detecting and responding to the risks of fraud and whether they have knowledge of any actual, suspected or alleged fraud; and
- the internal controls established to mitigate risks related to fraud or non-compliance with laws and regulations including the Debt Management Office's controls relating to the Government Resources and Accounts Act 2000.

- discussing among the engagement team regarding how and where fraud might occur in the financial statements and any potential indicators of fraud. As part of this discussion, I identified potential for fraud in the following areas: revenue recognition, posting of unusual journals, bias in management's estimates and significant or unusual transactions;
- obtaining an understanding of the Debt Management Office's framework of authority as well as other legal and regulatory frameworks that the Debt Management Office operates in, focusing on those laws and regulations that had a direct effect on the financial statements or that had a fundamental effect on the operations of the Debt Management Office. The key laws and regulations I considered in this context included with the Government Resources and Accounts Act 2000, Managing Public Money, Employment Law and Tax Legislation; and
- attendance at Audit Committee and regular communication with Management, the Risk and Compliance team and internal audit to identify any instances of fraud, non-compliance with laws and regulations and irregular transactions.

In addition to the above, my procedures to respond to identified risks included the following:

- reviewing the financial statement disclosures and testing to supporting documentation to assess compliance with relevant laws and regulations discussed above;

- enquiring of management and the Audit Committee concerning actual and potential litigation and claims;
- reading minutes of meetings of those charged with governance and the Board;
- in addressing the risk of fraud through management override of controls, testing the appropriateness of journal entries and other adjustments; assessing whether the judgements made in making accounting estimates are indicative of a potential bias; and evaluating the business rationale of any significant transactions that are unusual or outside the normal course of business;
- general expenditure testing which included consideration of the regularity of expenditure; and
- remuneration report testing, including consideration of whether pay increases and pay awards were in line with Cabinet Office controls.

I also communicated relevant identified laws and regulations and potential fraud risks to all engagement team members including internal specialists and significant component audit teams and remained

alert to any indications of fraud or non-compliance with laws and regulations throughout the audit.

A further description of my responsibilities for the audit of the financial statements is located on the Financial Reporting Council's website at: www.frc.org.uk/auditorsresponsibilities. This description forms part of my certificate.

In addition, I am required to obtain evidence sufficient to give reasonable assurance that the income and expenditure reported in the financial statements have been applied to the purposes intended by Parliament and the financial transactions conform to the authorities which govern them.

I communicate with those charged with governance regarding, among other matters, the planned scope and timing of the audit and significant audit findings, including any significant deficiencies in internal control that I identify during my audit.

Report

I have no observations to make on these financial statements.

Gareth Davies
Comptroller and Auditor General

29 June 2021

National Audit Office
157-197 Buckingham Palace Road
Victoria
London
SW1W 9SP



United Kingdom
**Debt
Management
Office**

United Kingdom Debt Management Office

Statement of comprehensive net expenditure

For the year ended 31 March 2021

	Note	2021 £000	2020 £000
Staff costs	2	13,741	11,751
Purchase of goods and services	3	8,305	6,195
Issuance and transaction costs	4	6,416	4,484
Depreciation	6	932	812
Provision movement	10	30	(4)
Total operating expenditure		29,424	23,238
Operating income	5	(2,957)	(4,422)
Net operating expenditure		26,467	18,816

All income and expenditure are derived from continuing operations.

The notes on page 76 to 87 form part of these accounts.

United Kingdom Debt Management Office

Statement of financial position

As at 31 March 2021

	Note	2021 £000	2020 £000
Non-current assets			
Property, plant and equipment	6(i)	2,656	607
Intangible assets	6(ii)	6,261	6,592
Trade and other receivables	7	223	202
Total non-current assets		9,140	7,401
Current assets			
Trade and other receivables	7	1,172	1,531
Cash and cash equivalents		1	1
Total current assets		1,173	1,532
Total assets		10,313	8,933
Current liabilities			
Trade payables and other liabilities	8	(3,843)	(3,225)
Provisions for liabilities	8	(401)	(371)
Total current liabilities		(4,244)	(3,596)
Total assets less current liabilities		6,069	5,337
Non-current liabilities			
Trade payables and other liabilities	8	(762)	-
Provisions for liabilities	8	(510)	-
Contract liabilities	8	(8,982)	(9,083)
Total non-current liabilities		(10,254)	(9,083)
Total net liabilities		(4,185)	(3,746)
Taxpayers' equity			
General fund		(4,185)	(3,746)

The notes on page 76 to 87 form part of these accounts.

Sir Robert Stheeman
Chief Executive
24 June 2021

United Kingdom Debt Management Office

Statement of cash flows

For the year ended 31 March 2021

	Note	2021 £000	2020 £000
Cash outflow from operating activities			
Net operating cost		(26,467)	(18,816)
Adjustment for non-cash transactions			
Depreciation and amortisation of fixed assets	6	932	812
Provision movement in year	10	30	(4)
Auditors' fee	3	48	48
		1,010	856
Adjustment for movements in working capital other than cash			
Decrease in receivables		338	240
Increase / (Decrease) in current payables		621	(1,982)
(Decrease) / Increase in contract liabilities		(103)	922
Increase in rent accrual		762	-
Plus movement in payables relating to items not passing through the statement of comprehensive net expenditure	8	176	1,860
		1,794	1,040
Net cash outflow from operating activities		(23,663)	(16,920)
Cash flows from investing activities			
Purchase of property, plant and equipment		(1,849)	(526)
Purchase of intangible assets		(468)	(1,956)
Net cash outflow from investing activities		(2,317)	(2,482)
Cash flows from financing activities			
From the Consolidated Fund (supply)		25,980	19,402
Net financing		25,980	19,402
Cash and cash equivalents at the beginning of the year		1	1
Cash and cash equivalents at the end of the year		1	1

The notes on page 76 to 87 form part of these accounts.

United Kingdom Debt Management Office

Statement of changes in taxpayers' equity

For the year ended 31 March 2021

	Note	General Fund £000
Balance at 1 April 2019		(4,380)
Funding from HM Treasury		19,402
Comprehensive net expenditure for the year		(18,816)
Non-cash auditors' remuneration	3	48
Balance at 31 March 2020		(3,746)
Funding from HM Treasury		25,980
Comprehensive net expenditure for the year		(26,467)
Non-cash auditors' remuneration	3	48
Balance at 31 March 2021		(4,185)

The notes on page 76 to 87 form part of these accounts.

Notes to the accounts

For the year ended 31 March 2021

1 Statement of accounting policies

(i) Basis of preparation

The accounts have been prepared in accordance with the 2020–2021 Government Financial Reporting Manual (FReM) issued by HM Treasury. The accounting policies contained in the FReM apply International Financial Reporting Standards (IFRS) as adapted or interpreted for the public sector. The accounts have been prepared on an accruals basis under the historical cost convention and have been prepared in accordance with the Accounts Direction given by HM Treasury on page 88, under the legislative authority of the Government Resources and Accounts Act 2000.

Where the FReM permits a choice of accounting policy, the most appropriate policy for providing a true and fair view has been selected. The DMO's accounting policies have been applied consistently in dealing with items considered material in relation to the accounts.

Certain IFRS have been issued or revised, but are not yet effective. Those issues or revisions expected to be relevant in subsequent reporting periods are:

- IAS 1 Presentation of Financial Statements, which has been revised as part of the IASB's 'Classification of Liabilities as Current or Non-Current (Amendments to IAS 1)'. Application is required for reporting periods beginning on or after 1 January 2023. The DMO expects to apply these revisions to IAS 1 in 2023-2024. The application of these revisions, which the IASB has delayed by a year, and which affect only the presentation of liabilities in the statement of financial position and relate to a clarification of the classification of current and non-current liabilities, are not expected to materially alter the presentation of the financial statements of the DMO.
- IAS 37 Provisions, Contingent Liabilities and Contingent Assets, which has been revised as part of the IASB's 'Onerous Contracts – Cost of Fulfilling a Contract' (Amendments to IAS 37)'. Application is required for reporting periods beginning on or after 1 January 2022. The DMO expects to apply these revisions to IAS 37 in 2022-2023. The application of these revisions, which deal with which costs a company should include when assessing whether a contract will be loss-making are not expected to materially alter the presentation of the financial statements of the DMO.
- IFRS 16 Leases, which will replace IAS 17. Application is required for reporting periods beginning on or after 1 January 2019, but will not be effective in the public sector until 1 April 2022. The application of IFRS 16 removes the distinction between operating and finance leases for lessees and requires them to create a balance sheet asset and liability for all material leases. The DMO expects to apply IFRS 16 in 2022-2023. Upon initial application, with respect to its accommodation leases, the DMO expects to recognise a right of use asset of £7.0 million and a lease liability of £8.7 million.

(ii) Other comprehensive expenditure

No statement of other comprehensive expenditure has been prepared as all income and expenditure is reported in the statement of comprehensive net expenditure.

(iii) Operating expenditure

Staff costs include salaries, pension costs and national insurance costs incurred by the DMO, and the cost of agency staff. Purchase of goods and services includes all external expenditure other than expenditure classified as issuance and transaction costs. Issuance and transaction costs are financial market-related costs. They include banking, settlement, brokerage, clearing, custodial, and Computershare gilt purchase and sale costs.

(iv) Operating income

Operating income is analysed between administration and programme income in accordance with the definitions in the Consolidated Budgeting Guidance 2020-2021.

Operating income is recognised by the following criteria:

- cost recoveries on a full-cost basis for services provided to external clients;
- recovery of the direct costs when acting as an agent for the National Loans Fund; and
- fees set by statute and received from PWLB borrowers in so far as it relates to performance obligations of the DMO that have been delivered in the reporting period.

Full cost recovery income is charged on the basis of staff-time and all direct external costs incurred for a given service, plus an apportioned share of overheads such as accommodation and IT infrastructure. This income is charged for an agreed annual activity.

Income is analysed between that which can be applied against associated expenditure (appropriations-in-aid) and that which is surrenderable to the Consolidated Fund (CFER).

The DMO is subject to net administration cost control provisions. For funding purposes, HM Treasury treats operating income as appropriations-in-aid.

The DMO applies IFRS 15 Revenue from Contracts with Customers which requires an entity to recognise revenue to depict the transfer of promised goods or services to customers in an amount that reflects the consideration to which the entity expects to be entitled in exchange for those goods or services. The DMO's income typically relates to services provided in the period to which the income is received or charged, so the application of IFRS 15 has no effect on income recognised for a given period. The only significant exception is PWLB fee income.

With respect to the treatment of PWLB fee income under IFRS 15, in providing lending services to PWLB borrowers, the DMO is considered to be the agent of HM Treasury. In this way, HM Treasury, rather than the PWLB borrowers, are deemed to be the customer of the DMO although the relevant consideration is the fee paid to the DMO by the PWLB borrowers.

Fees are paid by PWLB borrowers on initial agreement of each loan and the fee value is determined by reference to the loan value and type. Except for some loans with very long maturities, most PWLB fee income for each loan is recognised in the period in which the loan is issued. With respect to services provided to HM Treasury, the remainder of the fee income on each loan is considered to relate to subsequent management of the loan by the DMO, comprising activities such as reconciliation of interest repayments, and maintaining appropriate computer systems to monitor the loan repayment as part of a portfolio of similar loans. Such income is reported as a contract liability representing outstanding performance obligations for which payment has been received.

The proportion of loan fee income deferred for recognition in years subsequent to the year of issue varies according to the duration of the loan and is spread evenly over the years to maturity such that an equal portion is recognised each year. This reflects the DMO's estimate of the transfer of services over the life of the loan.

The proportion of fee income recognised in the period of issue relative to fee income recognised in each subsequent period to maturity is based on the DMO's assessment of the relative effort based on the average annual issuance of new loans and the entire portfolio of open loans.

The proportion of the fee associated to each loan that is expected to be recognised in future years have not been increased to reflect inflation. While the DMO will be exposed to inflation-driven cost pressures over the period of the loans, technology-driven efficiency improvements have tended to negate the most significant effects of inflation on the running costs of delivering the services to HM Treasury.

Similarly, the DMO does not consider that there is a significant financing component to the contract such that

the effects should be presented separately. This is because the DMO considers that HM Treasury would not pay a materially different amount for future performance obligations if they were sold as stand-alone services at the time of service delivery.

The PWLB lending fee rate is determined by HM Treasury. The last inflation-driven increase in PWLB lending fees was 30 years ago. The performance obligations of the DMO to the HM Treasury with respect to a single loan are considered to be satisfied when the loan matures. If a loan is repaid early, then all residual fee income associated with that loan that has not yet been recognised is recognised in the period of cancellation.

Future changes to estimates of the potential effect of inflation on the annual cost of providing PWLB services may have a significant effect on the valuation of the contract liability for future PWLB performance obligations. An assumption around increased costs would not influence the total fee receivable, but could change assumptions about the rate at which the DMO would expect to recognise income over the life of each loan. By way of illustration, had a 2 per cent annual increase been applied to the base costs for delivering the service without any assumption of moderating efficiency savings, the total PWLB contract liability would increase from £9.4 million to £11.2 million (an increase of 19 per cent). PWLB income recognised in 2020-2021 would not change materially.

Management estimates of the relative resource effort required to deliver PWLB services with respect to each new loan in its year of initial execution and in each subsequent year is also influential in determining the value of the contract liability. By way of illustration, a 25 per cent increase in the estimate of relative resource effort to manage each trade in the year of agreement compared to each subsequent year of its total duration (from 45:1 to 56:1) would decrease the PWLB contract liability from £9.4 million to £8.3 million (a decrease of 12 per cent). PWLB income recognised in 2020-2021 would not change materially. Conversely, a 25 per cent decrease in the estimate of relative resource effort to manage each trade in the year of agreement compared to each subsequent year of its total duration (from 45:1 to 34:1) would increase the PWLB contract liability from £9.4 million to £10.9 million (an increase of 15 per cent), while PWLB income recognised in 2020-2021 would not change materially.

(v) Non-current assets

Assets acquired for ongoing use with a purchase cost in excess of £5,000 are capitalised. Profits or losses arising on the disposal of fixed assets are calculated by reference to the carrying value of the asset.

Any property, plant and equipment or intangible assets that are currently in-use, for which the value is high and / or the useful economic life is long, are revalued. Currently, the DMO has no assets that meet these criteria.

Software licence purchases and internally developed software that meet the capitalisation criteria are classified as intangible assets.

Where an asset is in the process of being developed, the capitalised costs are classified as assets under construction.

(vi) Depreciation and amortisation

Depreciation is provided on a straight-line basis, calculated on revalued amounts to write off assets over their estimated useful lives. The useful lives of fixed assets have been estimated as follows upon initial recognition and are reviewed annually:

■	Information technology	between 3 and 8 years
■	Plant and machinery	between 5 and 16 years
■	Furniture and fittings	15 years
■	Software licences	between 4 and 15 years (licence duration where relevant)
■	Internally generated software	between 3 and 20 years

(vii) Impairment of non-current assets

In accordance with IAS 36 Impairment of Assets, impairments represent a permanent reduction in the service potential of non-current assets. All assets are assessed annually for indications of impairments. Where an impairment is identified it is recognised in the statement of comprehensive net expenditure to the extent that it cannot be offset against the revaluation reserve. In the event of a reversal of a previous impairment charge, the amount is recognised in the statement of comprehensive net expenditure to the extent that the original charge, adjusted for subsequent depreciation, was previously recognised in this statement. The remaining amount would be recognised in the revaluation reserve.

(viii) Notional charges

Certain costs are charged on a notional basis and included in the accounts. These charges relate to auditors' remuneration. Notional costs are charged to the statement of comprehensive net expenditure and recorded as a movement on the general fund.

(ix) Value added tax

Value added tax (VAT) on purchases is charged to the statement of comprehensive net expenditure, to the extent that it is irrecoverable and included under the heading relevant to the type of expenditure. Where VAT is recoverable in respect of DMO expenditure, it is recovered by HM Treasury. Where output tax is charged or input tax is recoverable, the amounts are stated net of VAT.

(x) Foreign exchange

Transactions with external suppliers that are denominated in foreign currencies are translated into sterling at the rates of exchange applicable when the liability is paid.

(xi) Pensions

Past and present employees are covered by the provisions of the Principal Civil Service Pension Scheme (PCSPS) and of the Civil Service and Other Pension Scheme (CSOPS), known as alpha, which are described in the remuneration report and staff report. The defined benefit schemes are unfunded. The DMO recognises as an administration cost the monthly charges made by the PCSPS to contribute to the schemes. Liability for payment of future benefits is a charge on the PCSPS. In respect of the defined contribution schemes, the DMO recognises the contributions payable for the year.

(xii) Employee benefits

The DMO has provided for the expected cost of accumulating paid absences as the additional amount that the entity expects to pay as a result of the unused entitlement that has accumulated at the end of the reporting period. The measurement of this expected cost, which is in accordance with IAS 19 Staff Benefits, is based on salaries and employers' contributions in respect of national insurance liabilities.

(xiii) Leases

Leases are classified as either finance or operating leases in accordance with IAS 17 Leases.

The distinction between the different classes of lease depends on whether the lease transfers substantially all of the risks and rewards incidental to ownership of the leased asset from the lessor to the lessee. Leases in which substantially all of the risks and rewards of ownership are transferred to the lessor are classified as finance leases, other leases are classified as operating leases.

The DMO has not entered into any finance lease arrangements.

All operating leases are charged to the statement of comprehensive net expenditure on a straight-line basis over the term of the lease.

(xiv) Financial instruments

IFRS 9 Financial Instruments sets out requirements for recognition, measurement, impairment and de-

recognition of financial instruments. The DMO has assessed the standard and concluded that it has an immaterial impact on the financial statements.

(xv) Financial assets

On initial recognition, financial assets (comprising trade and other receivables, and cash and cash equivalents) are classified as loans and receivables. Loans and receivables are assets with fixed or determinable repayments that are not quoted in an active market. Loans and receivables are initially recognised at fair value. They are subsequently measured at amortised cost using the effective interest method. De-recognition of financial assets only occurs when the obligation is settled.

(xvi) Financial liabilities

On initial recognition, financial liabilities (comprising trade payables and other liabilities) are classified as financial liabilities held at amortised cost. These are initially recognised at fair value and subsequently measured at amortised cost using the effective interest method unless stated otherwise. Financial liabilities are derecognised when the obligation is discharged.

2 Staff numbers and related costs

	2021 £000	2020 £000
Permanent staff costs	9,741	9,045
Temporary staff costs	4,000	2,706
Total staff costs	13,741	11,751

Permanent staff costs reported for 2020-2021 include no exit costs. Permanent staff costs reported for 2019-2020 include no exit costs.

Further information is included in the remuneration report and staff report on page 56 to 63.

3 Purchase of goods and services

	2021 £000	2020 £000
IT and telecommunications	2,202	1,604
Accommodation rent	2,121	1,333
Business and information services	1,656	1,373
Other accommodation related costs	1,638	949
Legal services	338	397
Recruitment	59	86
Non-cash auditors' remuneration	48	48
Printing and stationery	43	49
Travel, subsistence and hospitality	26	56
Training	24	75
Consultancy	21	90
Other costs	129	135
	8,305	6,195

£48,000 (2019-2020: £48,000) of the external auditors' fee relates to audit work.

4 Issuance and transaction costs

Issuance and transaction costs arise from DMA, CRND and PWLB transaction costs, gilt issuance as an agent for the National Loans Fund, and Computershare gilt purchase and sale service costs. These costs are classified as programme costs.

	2021 £000	2020 £000
DMA, CRND and PWLB transaction costs		
Settlement and custodial charges	4,896	3,350
Brokerage	838	468
	5,734	3,818
Gilt issuance costs		
Stock Exchange listing fees (reimbursed - see note 5)	645	630
Gilt purchase and sale service costs - Computershare	37	36
	6,416	4,484

5 Operating income

	2021 £000	2020 £000
Administration income		
Revenue from contracts with customers		
Fees and charges to PWLB customers	1,139	2,727
Fees and charges to CRND clients	441	410
Rentals and other accommodation related income - internal to government	432	429
Funding for Lending Scheme - Bank of England	11	60
	2,023	3,626
Other operating income		
Other income	-	3
	2,023	3,629
Programme income		
Revenue from contracts with customers		
Recharges to the National Loans Fund	645	630
Gilt purchase and sale service commission - Computershare	289	163
	934	793
Other operating income	-	-
	2,957	4,422

6 Non-current assets

(i) Property, plant and equipment

	Information technology £000	Furniture and fittings £000	Plant and machinery £000	Total £000
Cost or valuation				
At 1 April 2020	2,055	937	130	3,122
Additions	273	2,171	-	2,444
Disposals	(418)	(937)	(119)	(1,474)
At 31 March 2021	1,910	2,171	11	4,092
Depreciation				
At 1 April 2020	1,449	936	130	2,515
Charged in year	250	145	-	395
Disposals	(418)	(937)	(119)	(1,474)
At 31 March 2021	1,281	144	11	1,436
Net book value				
At 31 March 2021	629	2,027	-	2,656
At 31 March 2020	606	1	-	607

	Information technology £000	Furniture and fittings £000	Plant and machinery £000	Total £000
Cost or valuation				
At 1 April 2019	2,455	937	130	3,522
Additions	134	-	-	134
Disposals	(534)	-	-	(534)
At 31 March 2020	2,055	937	130	3,122
Depreciation				
At 1 April 2019	1,787	936	45	2,768
Charged in year	196	-	85	281
Disposals	(534)	-	-	(534)
At 31 March 2020	1,449	936	130	2,515
Net book value				
At 31 March 2020	606	1	-	607
At 31 March 2019	668	1	85	754

Disposals of property, plant and equipment assets during 2020-21 mainly related to the DMO's relocation of its office and data centres. Disposals included fittings in the old office and IT equipment that required replacement.

(ii) Intangible assets

	Software licences £000	Internally generated software £000	Assets under construction (software) £000	Total £000
Cost or valuation				
At 1 April 2020	8,601	4,458	-	13,059
Additions	21	185	-	206
Transfers on completion	-	-	-	-
Disposals	(1,849)	(1,515)	-	(3,364)
At 31 March 2021	6,773	3,128	-	9,901
Amortisation				
At 1 April 2020	2,625	3,842	-	6,467
Charged in year	436	101	-	537
Disposals	(1,849)	(1,515)	-	(3,364)
At 31 March 2021	1,212	2,428	-	3,640
Net book value				
At 31 March 2021	5,561	700	-	6,261
At 31 March 2020	5,976	616	-	6,592

	Software licences £000	Internally generated software £000	Assets under construction (software) £000	Total £000
Cost or valuation				
At 1 April 2019	2,226	4,394	5,951	12,571
Additions	-	64	424	488
Transfers on completion	6,375	-	(6,375)	-
Disposals	-	-	-	-
At 31 March 2020	8,601	4,458	-	13,059
Amortisation				
At 1 April 2019	2,179	3,757	-	5,936
Charged in year	446	85	-	531
Disposals	-	-	-	-
At 31 March 2020	2,625	3,842	-	6,467
Net book value				
At 31 March 2020	5,976	616	-	6,592
At 31 March 2019	47	637	5,951	6,635

The disposals of intangible assets in 2020-2021 were mainly legacy trading systems and related software for which a replacement was brought in to service in 2019-2020. It was reported as assets under construction at 1 April 2019.

7 Trade and other receivables

	2021 £000	2020 £000
Amounts falling due within one year		
Prepayments	904	1,157
Accrued income	259	304
Other receivables	9	70
	1,172	1,531
Amounts falling due after more than one year		
Prepayments	223	202
	1,395	1,733

8 Trade payables and other liabilities

	2021 £000	2020 £000
Amounts falling due within one year		
Taxation and social security	426	396
Accruals and trade payables	2,975	2,385
Contract liabilities	442	444
	3,843	3,225
Provisions for liabilities	401	371
	4,244	3,596
Amounts falling due after more than one year		
Rent accrual	762	-
Provisions for liabilities	510	-
Contract liabilities	8,982	9,083
	10,254	9,083
	14,498	12,679

Reflected within the amounts falling due within one year is a decrease of £176,494 (2019-2020: decrease of £1,859,661) of capital expenditure payables and accruals, which is an adjustment to the movements in working capital recorded in the statement of cash flows.

9 Commitments under operating leases

At 31 March 2021, the total future minimum lease payments under non-cancellable operating leases are as follows:

	Buildings £000	Other £000	2021 Total £000	2020 Total £000
Obligations under operating leases for the following periods comprise:				
Less than one year	63	1	64	867
Between one and five years	4,668	-	4,668	1
Over five years	4,548	-	4,548	-
	9,279	1	9,280	868

10 Provisions

	2021 £000	2020 £000
Balance at 1 April	371	375
Movement in the year - expensed dilapidations	(5)	(4)
Provided in year - capitalised dilapidations	510	-
Provided in year - settlement of claims	35	-
Balance at 31 March	911	371

A dilapidations provision is required in the financial statements in respect of the premises the DMO are renting. The prior accommodation lease ended on 25 March 2021 and there is a contractual obligation to restore the building at the end of the lease term. Therefore, a provision has been included to reflect the future expenditure that is likely to be incurred. The movement in the year largely reflects a similar dilapidations provision for a new accommodation lease entered into during the year, which is due to end on 16 June 2030. The DMO expects to settle the prior accommodation lease provision during 2021-2022.

11 Related party transactions

HM Treasury

The DMO is an executive agency of HM Treasury. HM Treasury is a related party.

During the year HM Treasury continued to provide several support services to the DMO, including purchase order processing, invoice processing and payment, payroll processing and some financial accounting services. The total recharge paid by the DMO was £106,540 (2019-2020: £93,707).

In addition, the DMO has undertaken various transactions with HM Treasury in relation to the recharge of accommodation expenditure initially incurred by the DMO, and to the cost of providing various related services during 2020-2021.

Throughout most of 2020-2021, HM Treasury has occupied floor space leased by the DMO. Under the terms of a Memorandum of Terms of Occupation (MOTO) agreement, all accommodation expenditure, including ongoing facilities management services that relates to HM Treasury office space, and which is paid initially by the DMO, is recovered from HM Treasury. The total recharge received by the DMO was £138,640 (2019-2020: £142,237).

Office of the Service Complaints Ombudsman

Under the terms of a MOTO agreement, the Office of the Service Complaints Ombudsman (SCO) has occupied floor space leased by the DMO throughout most of 2020-2021. This agreement was effective from 1 May 2013. The MOTO agreement allows for all accommodation expenditure, including ongoing facilities management and IT services that are provided by the DMO for the benefit of the SCO office space, to be recovered. The DMO also recovered costs that provided initial set-up and implementation services for space configuration, IT and telecoms infrastructure arrangements. The MOTO agreement came to an end on 25 March 2021 but the DMO will continue to provide IT services for a short term period. The total recharge received by the DMO was £293,434 (2019-2020: £287,258).

Commissioners for the Reduction of the National Debt

Commissioners for the Reduction of the National Debt (CRND) is an entity within the DMO that performs a fund management service for a small number of public sector clients. CRND client mandates are kept distinct from other DMO business. CRND client mandates require the bulk of the funds to be invested in gilts or with the DMA. The DMO received payment from Court Funds Investment Account and Northern Ireland Courts and Tribunals Service Investment Account for fund management services of £94,000 and £52,000 respectively (2019-2020: £94,000 and £52,000).

PWLB lending facility

Although the powers, duties, assets and liabilities of the PWLB lending facility are owned by HM Treasury, the DMO administers this function on behalf of HM Treasury. In 2020-2021, DMO recognised income of £1,139,000 (2019-2020: £2,727,000) in respect of its administration of the PWLB lending facility.

Bank of England

The Bank of England provides the DMA with banking and settlement agency services, the costs of which are borne by the DMO.

To allow the Bank of England to operate the Funding for Lending Scheme, Treasury bills are lent as collateral

from the DMA. The full cost of administering the loan of Treasury bills is recovered by the DMO. This recovery was £10,528 (2019-2020: £60,000).

Ministers and Managing Board

During the year, no Minister or DMO Managing Board member has undertaken any material transactions with the DMO.

12 Financial instruments

All cash requirements of the DMO are met through the Parliamentary Estimate process. In these circumstances, financial instruments play a more limited role in creating and managing risk than would apply to a non-public sector body. The majority of financial instruments relate to contracts to buy non-financial items in line with the DMO's expected purchase and usage requirements.

Therefore, at 31 March 2021, the DMO had no material exposure to liquidity risk, credit risk, interest rate risk or currency risk.

All material assets and liabilities were denominated in sterling.

13 Events after the reporting period

In accordance with the requirements of IAS 10, events after the reporting period are considered up to the date on which the Accounting Officer authorises the accounts for issue. This is interpreted as the date of the Certificate and Report of the Comptroller and Auditor General.

Accounts Direction given by the Treasury in accordance with section 7(1) and 7(2) of the Government Resources and Accounts Act 2000

1. The UK Debt Management Office (“the executive agency”) shall prepare accounts for the year ended 31 March 2021 in compliance with the accounting principles and disclosure requirements of the edition of the Government Financial Reporting Manual (“the FReM”) and the FReM Addendum issued by HM Treasury which is in force for 2020-21.
2. The accounts shall be prepared in respect of the executive agency so as to:
 - (a) give a true and fair view of the state of affairs as at 31 March 2021 and of the income and expenditure (or, as appropriate, net resource outturn), changes in taxpayers’ equity and cash flows of the executive agency for the financial year then ended; and
 - (b) provide disclosure of any material expenditure or income that has not been applied to the purposes intended by Parliament or material transactions that have not conformed to the authorities which govern them.
3. Compliance with the requirements of the FReM will, in all but exceptional circumstances, be necessary for the accounts to give a true and fair view. If, in these exceptional circumstances, compliance with the requirements of the FReM is inconsistent with the requirement to give a true and fair view, the requirements of the FReM should be departed from only to the extent necessary to give a true and fair view. In such cases, informed and unbiased judgement should be used to devise an appropriate alternative treatment which should be consistent with both the economic characteristics of the circumstances concerned and the spirit of the FReM. Any material departure from the FReM should be discussed in the first instance with HM Treasury.

Michael Sunderland

Deputy Director, Government Financial Reporting
Her Majesty’s Treasury
22 June 2021



TELEPHONE



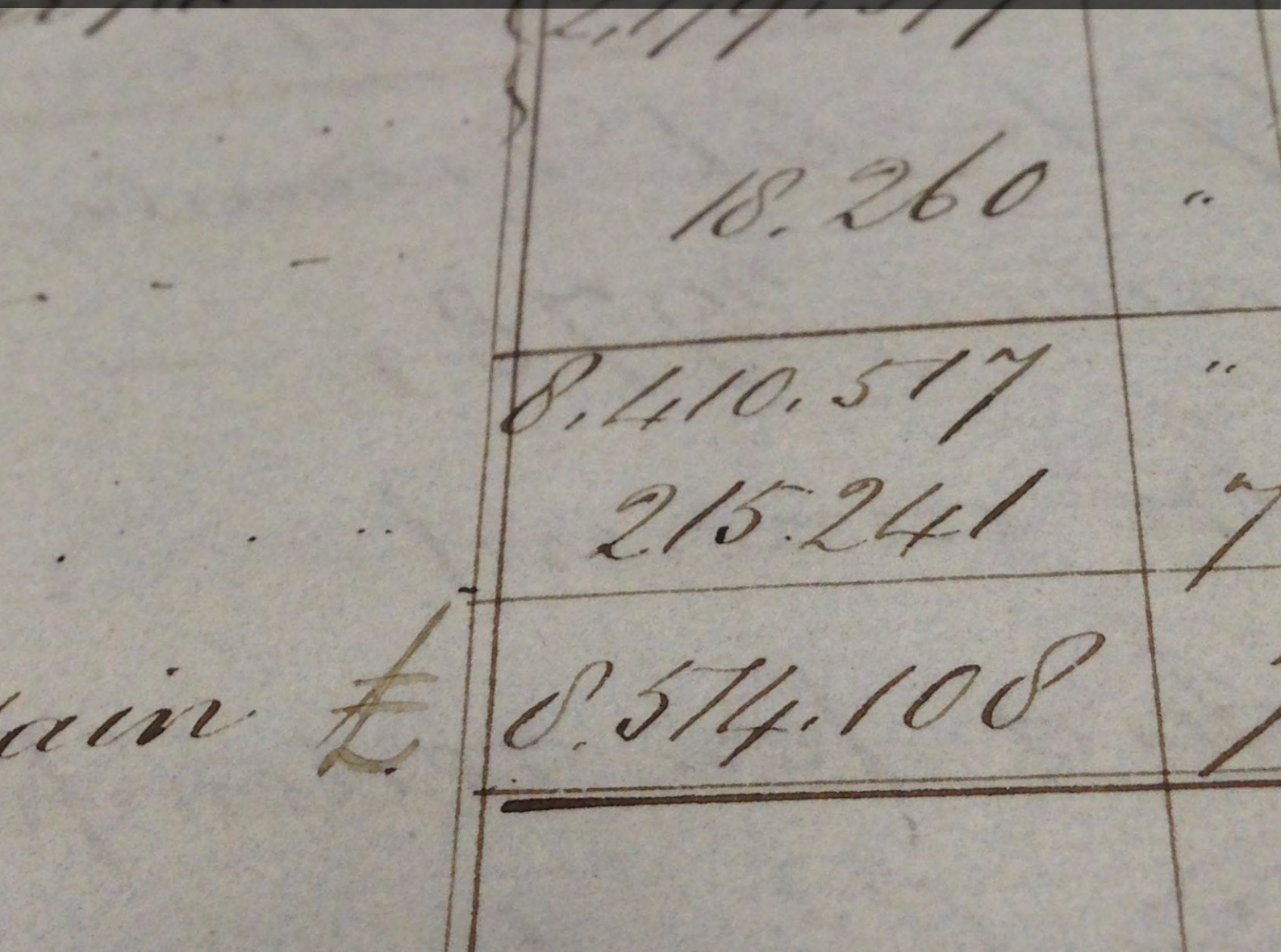
Trafalgar Square
Elizabeth Bridge

Accounts of the Debt Management Account

Year ended 31 March 2021
Presented to Parliament on 7 July 2021

Debt Management Account: 2020-2021 Accounts

Certificate and report of the Comptroller and Auditor General to the Houses of Parliament	91
Statement of comprehensive income	96
Statement of financial position	97
Statement of cash flows	98
Statement of changes in net funding by National Loans Fund	99
Notes to the accounts	100
Accounts Direction given by HM Treasury under the National Loans Act 1968	131



The certificate and report of the Comptroller and Auditor General to the Houses of Parliament

Opinion on financial statements

I certify that I have audited the financial statements of the Debt Management Account for the year ended 31 March 2021 under the National Loans Act 1968. The financial statements comprise: the Statement of comprehensive income, the Statement of financial position, the Statement of cash flows, the Statement changes in net funding by National Loans Fund and the related notes, including the significant accounting policies. These financial statements have been prepared under the accounting policies set out within them. The financial reporting framework that has been applied in their preparation is applicable law and International Accounting Standards as interpreted by HM Treasury's Government Financial Reporting Manual.

In my opinion:

- the financial statements give a true and fair view of the state of the Debt Management Account's affairs at 31 March 2021 and of the Debt Management Account's surplus for the year then ended; and
- the financial statements have been properly prepared in accordance with the National Loans Act 1968 and HM Treasury directions issued thereunder.

Opinion on regularity

In my opinion, in all material respects the income and expenditure recorded in the financial statements have been applied to the purposes intended by Parliament and the financial transactions recorded in the financial statements conform to the authorities which govern them.

Basis for opinions

I conducted my audit in accordance with International Standards on Auditing (ISAs) (UK), applicable law and Practice Note 10 'Audit of Financial Statements of Public Sector Entities in the United Kingdom'. My responsibilities under those standards are further described in the Auditor's responsibilities for the audit of the financial statements section of my certificate.

Those standards require me and my staff to comply with the Financial Reporting Council's Revised Ethical Standard 2019. I have also elected to apply the ethical standards relevant to listed entities. I am independent of the Debt Management Accounting accordance with the ethical requirements that are relevant to my audit of the financial statements in the UK. My staff and I have fulfilled our other ethical responsibilities in accordance with these requirements.

I believe that the audit evidence I have obtained is sufficient and appropriate to provide a basis for my opinion.

Conclusions relating to going concern

In auditing the financial statements, I have concluded that the Debt Management Account's use of the going concern basis of accounting in the preparation of the financial statements is appropriate.

Based on the work I have performed, I have not identified any material uncertainties relating to events or conditions that, individually or collectively, may cast significant doubt on the Debt Management Account's ability to continue as a going concern for a period of at least twelve months from when the financial statements are authorised for issue.

My responsibilities and the responsibilities of the Accounting Officer with respect to going concern are described in the relevant sections of this certificate.

The going concern basis of accounting for the Debt Management Account is adopted in consideration of the requirements set out in and International Accounting Standards as interpreted by HM Treasury's Government Financial Reporting Manual which require entities to adopt the going concern basis of accounting in the preparation of the financial statements where it anticipated that the services which they provide will continue into the future.

Other information

The other information comprises information included in the Chief Executives' statement, the Relationship of the Debt Management Account to the National Loans Fund and the Key Relationships of the DMO and the DMA, Performance against targets, Financial results of the Debt Management Account, the Statement of Accounting Officer's responsibilities, the Governance statement, the financial statements and my auditor's certificate thereon. The Accounting Officer is responsible for the other information. My opinion on the financial statements does not cover the other information and except to the extent otherwise explicitly stated in my certificate, I do not express any form of assurance conclusion thereon. In connection with my audit of the financial statements, my responsibility is to read the other information and, in doing so, consider whether the other information is materially inconsistent with the financial statements or my knowledge obtained in the audit or otherwise appears to be materially misstated. If I identify such material inconsistencies or apparent material misstatements, I am required to determine whether this gives rise to a material misstatement in the financial statements themselves. If, based on the work I have performed, I conclude that there is a material misstatement of this other information, I am required to report that fact.

I have nothing to report in this regard.

Opinion on other matters

In my opinion:

- the information given in in the Chief Executives' statement, the Relationship of the Debt Management Account to the National Loans Fund and the Key Relationships of the DMO and the DMA, Performance against targets, Financial results of the Debt Management Account, the Statement of Accounting Officer's responsibilities and the Governance statement for the financial year for which the financial statements are prepared is consistent with the financial statements and have been prepared in accordance with the applicable legal requirements.

Matters on which I report by exception

In the light of the knowledge and understanding of the Debt Management Account and its environment obtained in the course of the audit, I have not identified material misstatements in the in the Chief Executives' statement, the Relationship of the Debt Management Account to the National Loans Fund and the Key Relationships of the DMO and the DMA, Performance against targets, Financial results of the Debt Management Account, the Statement of Accounting Officer's responsibilities and the Governance statement. I have nothing to report in respect of the following matters which I report to you if, in my opinion:

- adequate accounting records have not been kept or returns adequate for my audit have not been received from branches not visited by my staff; or
- the financial statements are not in agreement with the accounting records and returns; or
- I have not received all of the information and explanations I require for my audit; or
- the Governance Statement does not reflect compliance with HM Treasury's guidance.

Responsibilities of the Accounting Officer for the financial statements

As explained more fully in the Statement of Accounting Officer's Responsibilities, the Accounting Officer, is responsible for:

- the preparation of the financial statements in accordance with the applicable financial reporting framework and for being satisfied that they give a true and fair view;
- internal controls as the Accounting Officer determines is necessary to enable the preparation of financial statement to be free from material misstatement, whether due to fraud or error; and
- assessing the Debt Management Account's ability to continue as a going concern, disclosing, as applicable, matters related to going concern and using the going concern basis of accounting unless the Accounting Officer anticipates that the services provided by the Debt Management Account will not continue to be provided in the future.

Auditor's responsibilities for the audit of the financial statements

My responsibility is to audit, certify and report on the financial statements in accordance with the National Loans Act 1968.

My objectives are to obtain reasonable assurance about whether the financial statements as a whole are free from material misstatement, whether due to fraud or error, and to issue a certificate that includes my opinion. Reasonable assurance is a high level of assurance but is not a guarantee that an audit conducted in accordance with ISAs (UK) will always detect a material misstatement when it exists. Misstatements can arise from fraud or error and are considered material if, individually or in the aggregate, they could reasonably be expected to influence the economic decisions of users taken on the basis of these financial statements.

I design procedures in line with my responsibilities, outlined above, to detect material misstatements in respect of non-compliance with laws and regulation, including fraud.

My procedures included the following:

- Inquiring of management, the Debt Management Office's head of internal audit and those charged with governance, including obtaining and reviewing supporting documentation relating to the Debt Management Account's policies and procedures relating to:
 - identifying, evaluating and complying with laws and regulations and whether they were aware of any instances of non-compliance;
 - detecting and responding to the risks of fraud and whether they have knowledge of any actual, suspected or alleged fraud; and
 - the internal controls established to mitigate risks related to fraud or non-compliance with laws and regulations including the Debt Management Account's controls relating to Section 1(2) of the National Loans Act 1968.
- discussing among the engagement team regarding how and where fraud might occur in the financial statements and any potential indicators of fraud. As part of this discussion, I identified potential for fraud in the following areas: revenue recognition, posting of unusual journals, bias in management's estimates and significant or unusual transactions;
- obtaining an understanding of the Debt Management Account's framework of authority as well as other legal and regulatory frameworks that the Debt Management Account operates in, focusing on those laws and regulations that had a direct effect on the financial statements or that had a fundamental effect on the operations of the Debt Management Account. The key laws and regulations I considered in this context included the National Loans Act 1968 and Managing Public Money; and

- attendance at Audit Committee and regular communication with Management, the Risk and Compliance team and internal audit to identify any instances of fraud, non-compliance with laws and regulations and irregular transactions.

In addition to the above, my procedures to respond to identified risks included the following:

- reviewing the financial statement disclosures and testing to supporting documentation to assess compliance with relevant laws and regulations discussed above;
- enquiring of management and the Audit Committee concerning actual and potential litigation and claims;
- reading minutes of meetings of those charged with governance and the Board;
- in addressing the risk of fraud through management override of controls, testing the appropriateness of journal entries and other adjustments; assessing whether the judgements made in making accounting estimates are indicative of a potential bias; and evaluating the business rationale of any significant transactions that are unusual or outside the normal course of business;
- consideration of the Debt Management Account's financing remit and whether the issuance of Treasury bills in year is in line with this; and

- consideration as to whether the Debt Management Account has operated under the objectives of Section 1(2) of the National Loans Act 1968.

I also communicated relevant identified laws and regulations and potential fraud risks to all engagement team members including internal specialists and significant component audit teams and remained alert to any indications of fraud or non-compliance with laws and regulations throughout the audit.

A further description of my responsibilities for the audit of the financial statements is located on the Financial Reporting Council's website at: www.frc.org.uk/auditorsresponsibilities. This description forms part of my certificate.

In addition, I am required to obtain evidence sufficient to give reasonable assurance that the income and expenditure reported in the financial statements have been applied to the purposes intended by Parliament and the financial transactions conform to the authorities which govern them.

I communicate with those charged with governance regarding, among other matters, the planned scope and timing of the audit and significant audit findings, including any significant deficiencies in internal control that I identify during my audit.

Report

I have no observations to make on these financial statements.

Gareth Davies
Comptroller and Auditor General

29 June 2021

National Audit Office
 157-197 Buckingham Palace Road
 Victoria
 London
 SW1W 9SP



Debt Management Account

Statement of comprehensive income

For the year ended 31 March 2021

	Note	2021 £m	2020 £m
Interest income	2	3,915	4,913
Interest expense	3	(217)	(1,166)
Net interest income		3,698	3,747
Other gains and losses	4	(1)	-
Fee income	5	-	-
Surplus for the year		3,697	3,747

All income and expenditure arose from continuing operations.

The notes on page 100 to 130 are an integral part of these accounts.

Debt Management Account

Statement of financial position

As at 31 March 2021

	Note	2021 £m	2020 £m
Assets			
Cash and balances at the Bank of England		3,133	1,017
Other assets	10	1	2
Derivative financial instruments	8	-	-
Loans and advances to financial counterparties	6	68,117	34,712
Securities held for trading	7	6,510	1,312
Investment securities:			
Treasury bills		252	3,178
UK government gilts for use as collateral subject to sale and repurchase agreements		24,332	21,927
UK government gilts for use as collateral not pledged		50,850	46,489
		75,182	68,416
Other UK government gilts	9	50,350	48,692
		125,784	120,286
Total assets before deposit at National Loans Fund		203,545	157,329
Deposit at National Loans Fund		24,199	55,333
Total assets		227,744	212,662
Liabilities			
Deposits by financial counterparties	11	20,773	29,169
Due to government customers	12	53,536	47,446
Other liabilities	14	7	213
Treasury bills in issue	13	52,600	83,705
Total liabilities before funding by the National Loans Fund		126,916	160,533
Advance from National Loans Fund		45,004	2
Income and expenditure account		55,824	52,127
Total funding by National Loans Fund		100,828	52,129
Total liabilities		227,744	212,662

All income and expenditure arose from continuing operations.

The notes on page 100 to 130 are an integral part of these accounts.

Sir Robert Stheeman
Chief Executive
24 June 2021

Debt Management Account

Statement of cash flows

For the year ended 31 March 2021

	Note	2021 £m	2020 £m
Net cash (outflow)/inflow from operating activities	15	(72,316)	27,709
Investing activities			
Interest received on investment securities		4,975	5,019
Sales of investment securities		11,133	34,051
Purchases of investment securities		(17,815)	(5,900)
Net cash (used in)/from investing activities		(1,707)	33,170
Financing activities			
Interest received on deposit at National Loans Fund		37	284
Interest paid on advance from National Loans Fund		(24)	(140)
Increase in net funding by National Loans Fund		445,401	271,814
Decrease in net funding by National Loans Fund		(369,275)	(333,605)
Net cash from/(used in) financing activities		76,139	(61,647)
Increase / (decrease) in cash		2,116	(768)
Cash at the beginning of the year		1,017	1,785
Cash at the end of the year		3,133	1,017

The notes on page 100 to 130 are an integral part of these accounts.

Debt Management Account

Statement of changes in net funding by National Loans Fund

For the year ended 31 March 2021

	Deposit at National Loans Fund £m	Advance from National Loans Fund £m	Income and expenditure account £m	Total funding by National Loans Fund £m	Net funding / (lending) £m
At 31 March 2019	16,546	23,024	48,380	71,404	54,858
Surplus for year	-	-	3,747	3,747	3,747
Change in advance from National Loans Fund	-	(23,022)	-	(23,022)	(23,022)
Change in deposit at National Loans Fund	38,787	-	-	-	(38,787)
At 31 March 2020	55,333	2	52,127	52,129	(3,204)
Surplus for year	-	-	3,697	3,697	3,697
Change in advance from National Loans Fund	-	45,002	-	45,002	45,002
Change in deposit at National Loans Fund	(31,134)	-	-	-	31,134
At 31 March 2021	24,199	45,004	55,824	100,828	76,629

Each day, the DMA deposits any surplus cash with the Bank of England. The DMA receives interest on this deposit at the Bank Rate.

A DMA surplus or deficit is an asset or liability respectively of the National Loans Fund. HM Treasury may pay from the DMA to the National Loans Fund all or part of any DMA surplus. In the case of a retained deficit, HM Treasury may pay all or part of the deficit to the DMA from the National Loans Fund.

The notes on page 100 to 130 are an integral part of these accounts.

Notes to the accounts

For the year ended 31 March 2021

1 Accounting policies

(i) Basis of preparation

The accounts have been prepared in accordance with the Accounts Direction given by HM Treasury. The accounts are consistent with relevant requirements of the Government Financial Reporting Manual and are in accordance with International Financial Reporting Standards (IFRS) in so far as they are appropriate for the DMA. The accounts have been prepared under the historical cost convention, except for re-measurement at fair value of financial assets held for trading, and all derivative contracts. In particular, the following standards have been applied:

- IAS 1 Presentation of Financial Statements (revised 2007)
- IAS 7 Statement of Cash Flows
- IAS 8 Accounting Policies, Changes in Accounting Estimates and Errors
- IAS 10 Events After the Reporting Period
- IAS 21 The Effects of Changes in Foreign Exchange Rates
- IAS 24 Related Party Disclosures
- IAS 32 Financial Instruments: Presentation
- IAS 36 Impairment of Assets
- IAS 37 Provisions, Contingent Liabilities and Contingent Assets
- IFRS 7 Financial Instruments: Disclosures
- IFRS 9 Financial Instruments
- IFRS 13 Fair Value Measurement
- IFRS 15 Revenue from Contracts with Customers

Certain IFRS have been issued or revised, but are not yet effective. Those issues or revisions expected to be relevant in subsequent reporting periods are:

- IAS 1 Presentation of Financial Statements, which has been revised as part of the IASB's 'Classification of Liabilities as Current or Non-Current (Amendments to IAS 1)'. Application is required for reporting periods beginning on or after 1 January 2023. The DMA expects to apply these revisions to IAS 1 in 2023-2024. The application of these revisions, which the IASB has delayed by a year, and which affect only the presentation of liabilities in the statement of financial position and relate to a clarification of the classification of current and non-current liabilities, are not expected to materially alter the presentation of the financial statements of the DMA.
- IFRS 7 - Financial Instruments: Disclosures, which has been revised as part of the IASB's 'Interest Rate Benchmark Reform – Phase 2 (Amendments to IFRS 9, IAS 39, IFRS 7, IFRS 4 and IFRS 16)'. Application is required for reporting periods beginning on or after 1 January 2021. The DMA expects to apply these revisions to IFRS 7 in 2021-2022. The application of these revisions, which require additional disclosures to allow users to understand the nature and extent of the risks arising from the IBOR reform to which the entity is exposed and how the entity manages those risks, are not expected to materially alter the presentation of the financial statements of the DMA.
- IFRS 9 – Financial Instruments, which has been revised as part of the IASB's 'Interest Rate Benchmark Reform – Phase 2 (Amendments to IFRS 9, IAS 39, IFRS 7, IFRS 4 and IFRS 16)'. Application is required for reporting periods beginning on or after 1 January 2021. The DMA expects to apply these revisions to IFRS 9 in 2021-2022. The application of these revisions, which require additional disclosures to allow users to understand the nature and extent of the risks arising from the IBOR reform to which the entity is exposed and how the entity manages those risks, are not expected to materially alter the presentation of the financial statements of the DMA.

- IFRS 9 – Financial Instruments, which has been revised as part of the IASB’s ‘Annual improvements to IFRS Standards 2018-2020 (fees in the ‘10 per cent’ test for derecognition of financial liabilities)’. Application is required for reporting periods beginning on or after 1 January 2022. The DMA expects to apply these revisions to IFRS 9 in 2022-2023. The application of these revisions, which clarify which fees an entity includes when it applies the ‘10 per cent’ test of IFRS 9 in assessing whether to derecognise a financial liability, are not expected to materially alter the presentation of the financial statements of the DMA.
- IAS 37 – Provisions, Contingent Liabilities and Contingent Assets, which has been revised as part of the IASB’s ‘Onerous Contracts – Cost of Fulfilling a Contract’ (Amendments to IAS 37)’. Application is required for reporting periods beginning on or after 1 January 2022. The DMA expects to apply these revisions to IAS 37 in 2022-2023. The application of these revisions, which deal with which costs a company should include when assessing whether a contract will be loss-making are not expected to materially alter the presentation of the financial statements of the DMA.

A separate income statement, as required by the accounts direction, has not been presented as the content would be identical to the statement of comprehensive income. A statement of comprehensive income is required by IAS 1.

(ii) Financial assets

During the year, the DMA has invested in financial assets which have been recognised and measured according to the following categories: financial assets held at fair value through profit or loss, financial assets held at amortised cost. These categories are described in more detail below.

On initial recognition, the DMA classifies financial assets according to the categories above. Financial assets are derecognised when the rights to receive cash flows from them have expired or where the DMA has transferred substantially all the risks and rewards of ownership. Loaned securities are not derecognised.

In accordance with IFRS 9, it is not necessary for a credit event to have occurred before credit losses are recognised. Instead, expected credit losses, and changes in those expected credit losses, are continually assessed and valued at each reporting date. DMO management assess at the end of each reporting period whether there is any objective evidence that financial assets are materially impaired and hence whether any reduction in the carrying amount of these assets needs to be recognised. As directed by the FReM, the DMA does not assess its assets with any of: Government Exchequer Funds, the Bank of England or core central government departments, for impairments categorised as stage-1 (12 month expected credit losses) and stage-2 (lifetime expected credit losses) under IFRS 9. This is in accordance with the FReM’s IFRS 9 adaptations, as recorded in its ‘Interpretations and adaptations for the public sector context.’ The results of this impairment review are detailed in Note 19.

(a) Financial assets held at fair value through profit or loss

Debt securities are classified as held for trading if they have been acquired principally for the purpose of selling in the short-term, or if they are part of a portfolio of identified financial instruments that are managed together and for which there is the intention of short-term profit-taking. These financial assets are recognised on trade date, when the DMA enters into contractual arrangements with counterparties to purchase securities, and are derecognised when the DMA enters into contractual arrangements to sell them or when they are redeemed. Following initial recognition, fair values are re-measured, and changes therein are recognised as other gains and losses.

The treatment of derivatives is described in section (iv).

(b) Financial assets held at amortised cost

Debt securities are classified as held at amortised cost if they have been acquired with the intention to hold the security to collect contractual cash flows of principal and interest only, rather than to sell the assets prior to their contractual maturity to realise changes in fair value. These financial assets are recognised on trade date,

when the DMA enters into contractual arrangements with counterparties (primarily the National Loans Fund) to purchase securities.

Following initial recognition, debt securities are subsequently measured at amortised cost using the effective interest rate method.

Also included within this category are loans and advances and other assets. Loans and advances to financial counterparties comprise deposits and reverse sale and repurchase agreements, where the DMA purchases securities and agrees to sell them back at a specified time and price. Securities pledged to the DMA as collateral via reverse repos are not included on the statement of financial position. Other assets comprise accrued fees receivable and amounts due from counterparties.

These assets are recognised at settlement date. If the transaction is regular way (where a transaction settles within a timeframe established by convention in the market) then no change in fair value is recognised between trade date and settlement date. If the transaction is non-regular way, a derivative is recognised at trade date. Both regular way and non-regular way transactions are recognised from settlement date, and are derecognised when borrowers repay their obligations. Following recognition as loans and receivables such assets are subsequently measured at amortised cost using the effective interest rate method.

The fair value of financial assets and liabilities measured at amortised cost is not disclosed where the carrying value is a reasonable approximation of the fair value due to these assets and liabilities being held only for the short-term.

(iii) Financial liabilities

The DMA classifies financial liabilities, on initial recognition, in the following categories: financial liabilities held at fair value through profit or loss, and financial liabilities held at amortised cost. These two categories of liability held by the DMA are described in more detail below.

All financial liabilities are recognised initially at fair value. Financial liabilities are derecognised when they are extinguished – that is, when the obligation is discharged, cancelled or expires.

(a) Financial liabilities held at fair value through profit or loss

This category comprises derivatives, the treatment of which is described in section (iv).

(b) Financial liabilities held at amortised cost

Following initial recognition, deposits by financial counterparties, amounts due to government customers, and Treasury bills in issue are measured at amortised cost using the effective interest rate method. Deposits by financial counterparties include sale and repurchase agreements, where the DMA sells securities and agrees to buy them back at a specified time and price. Securities that are pledged by the DMA as collateral via sale and repurchase agreements remain on the statement of financial position.

Deposits by financial counterparties and amounts due to government customers are recognised on settlement date. If the transaction is regular way (where a transaction settles within a timeframe established by convention in the market) then no change in fair value is recognised between trade date and settlement date. If the transaction is non-regular way, a derivative is recognised at trade date. Both regular way and non-regular way transactions are recognised from settlement date, and are derecognised when obligations are repaid.

Treasury bills in issue are recognised on trade date, when the DMA enters into contractual arrangements with counterparties to sell securities, and are derecognised when redeemed.

(iv) Derivatives

The DMA may enter into forward foreign exchange contracts, forward starting sale and repurchase agreements,

forward starting reverse sale and repurchase agreements, and forward starting deposits.

Forward foreign exchange contracts are used to hedge the risk arising from movements in foreign exchange rates.

Forward starting sale and repurchase agreements, reverse sale and repurchase agreements, and deposits are used as part of the DMO's cash management operations.

Derivatives are classified as assets when their fair value is positive and as liabilities when their fair value is negative.

All derivatives are classified as held at fair value through profit or loss. They are initially measured at fair value when the DMA enters into contractual arrangements with counterparties and are subsequently re-measured at fair value. All changes in the fair values of derivatives are recognised in the statement of comprehensive income as they arise. These changes are reported as other gains and losses except where derivatives are managed in conjunction with euro denominated sale and repurchase agreements, in which case the changes are reported in interest income within reverse sale and repurchase agreements.

The DMA does not apply hedge accounting.

(v) Determination of fair value

The fair value of a financial instrument on initial recognition is normally the transaction price.

Following initial recognition, the fair values of financial instruments that are quoted in active markets are based on mid prices for assets and liabilities. Such instruments are classified as level 1 in the fair value hierarchy defined by IFRS 7.

When active market prices for specific instruments are not available, fair values are determined by using valuation techniques that refer to relevant observable market data. Such instruments are classified as level 2 in the fair value hierarchy defined by IFRS 7.

If the fair value of a financial asset becomes negative, it is recorded as a financial liability until its fair value becomes positive.

(vi) Offsetting financial assets and financial liabilities

Financial assets and liabilities (including derivatives) are off-set and the net amount reported in the statement of financial position only when there is a legally enforceable right to off-set the recognised amounts and there is an intention to settle on a net basis, or realise the asset and settle the liability simultaneously. When the DMA holds Treasury bills that it has issued, no financial asset or liability is disclosed, as no external transaction has occurred, so neither a financial asset nor liability exists.

(vii) Interest income and expense

Interest income and expense for all interest-bearing financial instruments are recognised in interest income and interest expense in the statement of comprehensive income using the effective interest rate method of allocating interest over the relevant period. Interest income and expense is recognised from settlement date.

The effective interest rate is the rate that exactly discounts estimated future cash receipts or payments through the expected life of the financial instrument or, where appropriate, a shorter period, to the net carrying amount of the instrument. When calculating the effective interest rate, cash flows are estimated considering all contractual terms of the financial instrument. The calculation includes all amounts paid or received that are an integral part of the effective interest rate, such as premiums or discounts on acquisition or issue.

(viii) Other gains and losses

Other gains and losses includes changes in the fair value of financial instruments measured at fair value through profit or loss, (excluding interest income on securities held for trading), and gains or losses realised on the disposal of financial instruments classified as held at amortised cost.

(ix) Transaction costs

Transaction costs are paid and accounted for by the DMO.

(x) Foreign currencies

Transactions in foreign currencies are recorded at the rates of exchange prevailing on the dates of the transactions. Monetary assets and liabilities are retranslated into sterling at the rates prevailing at the end of the reporting period.

Forward foreign exchange contracts are used to hedge the risk arising from movements in foreign exchange rates. These derivatives are accounted for at sterling fair value using the rates prevailing at the end of the reporting period

Exchange differences arising on settlement, and those arising on retranslation, are recognised in interest income along with the interest income arising from the related reverse sale and repurchase agreement.

2 Interest income

	2021 £m	2020 £m
Investment securities:		
UK government gilts	3,783	4,251
Treasury bills	7	89
	3,790	4,340
Loans and advances to financial counterparties:		
Reverse sale and repurchase agreements	89	261
Deposits	3	17
	92	278
Securities held for trading:		
UK government gilts	-	7
Other securities	3	10
	3	17
Deposit at National Loans Fund	30	278
	3,915	4,913

3 Interest expense

	2021 £m	2020 £m
Deposits by financial counterparties:		
Sale and repurchase agreements	(13)	(94)
Deposits	(3)	(24)
	(16)	(118)
Due to government customers:		
Deposits	(42)	(273)
Treasury bills in issue	(133)	(657)
Advance from National Loans Fund	(26)	(118)
	(217)	(1,166)

4 Other gains and losses

	2021 £m	2020 £m
Change in the fair value of securities held for trading and held at year end:		
Other securities	(1)	-

5 Fee income and fee expense

The DMA received a fee of less than £1 million (2020: less than £1 million) for lending Treasury bills to the Bank of England to facilitate the Funding for Lending Scheme.

The DMA incurred a fee expense of less than £1 million (2020: less than £1 million) from activities that included lending to the Bank of England to facilitate the Asset Purchase Facility.

6 Loans and advances to financial counterparties

	2021 £m	2020 £m
Reverse sale and repurchase agreements:		
Due in not more than 3 months	53,460	26,558
Due in more than 3 months but not more than 1 year	12,612	8,023
	66,072	34,581
Fixed term deposits:		
Due in not more than 3 months	2,045	131
	68,117	34,712

These assets are held at amortised cost in accordance with the accounting policy in Note 1.

Reverse sale and repurchase agreements are valued daily. The DMA returns collateral to the provider of collateral, or requests additional collateral, depending on whether the value of the collateral has risen or fallen.

7 Securities held for trading

	2021 £m	2020 £m
UK government gilts	11	12
Other securities	6,499	1,300
	6,510	1,312

	2021 Nominal £m	2021 Fair value £m	2020 Nominal £m	2020 Fair value £m
Maturity analysis				
Due within 1 year:				
In not more than 3 months	650	650	1,300	1,301
In more than 3 months but not more than 1 year	5,850	5,849	1	1
	6,500	6,499	1,301	1,302
Due after 1 year:				
In more than 1 year but not more than 5 years	3	4	2	3
In more than 5 years	4	7	4	7
	7	11	6	10
	6,507	6,510	1,307	1,312

These assets are held at fair value through profit or loss in accordance with the accounting policy in Note 1.

8 Derivative financial instruments

	2021 Asset £m	2021 Liability £m	2020 Asset £m	2020 Liability £m
Unsettled reverse sale and repurchase agreements	-	-	-	-

	2021 Nominal £m	2021 Fair value £m	2020 Nominal £m	2020 Fair value £m
Maturity analysis				
Due within 1 year:				
In not more than 3 months	5,000	-	-	-
In more than 3 months but not more than 1 year	-	-	-	-
	5,000	-	-	-

These assets are held at fair value through profit or loss in accordance with the accounting policy in Note 1.

9 Investment securities

	2021 Nominal £m	2021 Carrying value £m	2021 Fair value £m	2020 Nominal £m	2020 Carrying value £m	2020 Fair value £m
Maturity analysis						
Due within 1 year:						
In not more than 3 months	8,367	8,637	8,695	2,783	4,529	4,536
In more than 3 months but not more than 1 year	4,950	5,049	5,099	4,251	4,282	4,299
	13,317	13,686	13,794	7,034	8,811	8,835
Due after 1 year:						
In more than 1 year but not more than 5 years	15,720	17,946	19,497	24,621	27,501	29,895
In more than 5 years	80,413	94,152	122,092	73,730	83,974	123,398
	96,133	112,098	141,589	98,351	111,475	153,293
	109,450	125,784	155,383	105,385	120,286	162,128

These assets are held at amortised cost in accordance with the accounting policy in Note 1.

10 Other assets

	2021 £m	2020 £m
Due from counterparties	1	2

These assets are held at amortised cost in accordance with the accounting policy in Note 1.

At 31 March 2021, other assets of £1 million related to unsettled coupons receivable on repo collateral. At 31 March 2020, other assets of £2 million related to unsettled deposit interest from the Bank of England and less than £1 million related to unsettled security sales.

All amounts are due in not more than 3 months.

11 Deposits by financial counterparties

	2021 £m	2020 £m
Sale and repurchase agreements:		
Due in not more than 3 months	16,702	17,744
Due in more than 3 months but not more than 1 year	1,121	865
	17,823	18,609
Fixed term deposits:		
Due in not more than 3 months	2,950	10,560
	20,773	29,169

These liabilities are held at amortised cost in accordance with the accounting policy in Note 1.

Sale and repurchase agreements are valued daily. The holder of collateral returns collateral to the DMA, or requests additional collateral, depending on whether the value of the collateral has risen or fallen.

12 Due to government customers

	2021 £m	2020 £m
Counterparty analysis		
Commissioners for the Reduction of the National Debt:		
Call notice deposits	50,294	43,711
Other government counterparties:		
Fixed term deposits	3,242	3,735
	53,536	47,446
Maturity analysis		
In not more than 3 months:		
Fixed term deposits	3,040	3,652
Call notice deposits	50,294	43,711
In more than 3 months but not more than 1 year:		
Fixed term deposits	202	83
	53,536	47,446

These liabilities are held at amortised cost in accordance with the accounting policy in Note 1.

Call notice deposits are repayable on demand.

13 Treasury bills in issue

	2021 £m	2020 £m
Carrying value		
Due in not more than 3 months	29,101	55,696
Due in more than 3 months but not more than 1 year	23,499	28,009
	52,600	83,705
Fair Value	52,596	83,762

These liabilities are held at amortised cost in accordance with the accounting policy in Note 1.

14 Other liabilities

	2021 £m	2020 £m
Due to counterparties	7	213

These liabilities are held at amortised cost in accordance with the accounting policy in Note 1.

All amounts are due in not more than 3 months.

15 Analysis of cash flow

	2021 £m	2020 £m
Reconciliation of operating profit to net cashflow from operating activities		
Operating surplus	3,697	3,747
Less investment revenues:		
Interest on investment securities	(3,790)	(4,340)
Less financing costs:		
Interest income on deposit at National Loans Fund	(30)	(278)
Interest expense on advance from National Loans Fund	26	118
	(4)	(160)
Increase in loans and advances to financial counterparties	(33,405)	(2,805)
Increase in securities held for trading	(5,198)	(353)
Decrease in derivative assets	-	-
Decrease in other assets	1	4,019
(Decrease) / increase in deposits by financial counterparties	(8,396)	12,767
Increase in amounts due to government customers	6,090	10,666
Decrease in derivative liabilities	-	(1)
(Decrease) / increase in Treasury bills in issue	(31,105)	4,043
(Decrease) / increase in other liabilities	(206)	126
Net cash (outflow)/inflow from operating activities	(72,316)	27,709

16 Fair value hierarchy

IFRS 7 defines three classifications of fair value measurement, using a fair value hierarchy. At 31 March 2021 the DMA held assets and liabilities in level 1 and level 2 of the fair value hierarchy, as defined in note 1 (v), and as shown below.

	Quoted market price Level 1 £m	Using observable inputs Level 2 £m	Total £m
At 31 March 2021			
Assets held at fair value:			
Securities held for trading	11	6,499	6,510
Derivative financial instruments	-	-	-
Assets held at amortised cost:*			
Investment securities	155,383	-	155,383
Liabilities held at amortised cost:*			
Treasury bills in issue	52,596	-	52,596
At 31 March 2020			
Assets held at fair value:			
Securities held for trading	12	1,300	1,312
Derivative financial instruments	-	-	-
Assets held at amortised cost:*			
Investment securities	162,128	-	162,128
Liabilities held at amortised cost:*			
Treasury bills in issue	83,762	-	83,762

* The fair value of other financial assets and liabilities held at amortised cost are not disclosed in the table above since their carrying values are a reasonable approximation of their fair values.

There were no transfers between level 1 and level 2 in the year.

17 Gilt issuance

	2021 £m	2020 £m
Nominal value of gilts issued on behalf of National Loans Fund *	449,302	123,085
Proceeds paid to National Loans Fund (excluding accrued interest)	485,775	137,867

* This excludes gilts issued for short periods to facilitate the DMA's special and standing repo facilities.

During the year, there were no uncovered gilt auctions (2020: none).

Gilts issued by the DMA on behalf of the NLF have no impact on the financial statements of the DMA (as the DMA does not make a gain or loss from this activity and the resultant gilt liabilities are recognised by the NLF).

During the year, £10,847 million (nominal) of gilts (2020: none) were created by the National Loans Fund and sold to the DMA for use as collateral in its cash management operations. Specific gilts issued in this way are not available to the repo market until three months after their creation. However, during this period, these gilts may be used in delivery by value (DBV) transactions.

18 Related party transactions

HM Treasury

The DMO is an executive agency of HM Treasury. As the DMO controls the DMA, HM Treasury is regarded as a related party of the DMA.

During the year, the DMA had a significant number of material transactions with the following entities, for which HM Treasury is regarded as the parent department or sponsor, and which are regarded as related parties:

Commissioners for the Reduction of the National Debt

Commissioners for the Reduction of the National Debt (CRND) is an entity within the DMO that performs a fund management service for a small number of public sector clients. The Secretary and Comptroller General of the CRND is also the Deputy Chief Executive of the DMO. CRND client mandates are kept distinct from other DMO business. CRND client mandates require the bulk of the funds to be invested in gilts or with the DMA. Surplus cash in CRND client accounts is regularly deposited with the DMA.

National Loans Fund

The DMA's principal role is to meet the financing needs of the National Loans Fund. At the end of each day, any surplus balance on the DMA (less a varying target float) is returned to the National Loans Fund as a deposit. This is the means by which the DMA balances the daily financing needs of the National Loans Fund. Under the terms of the Finance Act 1998, the National Loans Fund made a cash advance of £6 billion to the DMA at inception in order to establish the account. Subsequent cash advances and repayments have been made from time to time.

Bank of England

The Bank of England provides the DMA with banking and settlement agency services, the costs of which are borne by the DMO. The DMA lent to the Bank of England Treasury bills and gilts in relation to the Bank of England's Funding for Lending Scheme and Discount Window Facility respectively. The DMA also lent gilts to the Bank of England in delivery by value (DBV) transactions, and borrowed specific gilts of the same value.

During the year, the government held interests in a number of financial institutions whose share capital was either wholly owned or partially owned by HM Treasury. The government's investments are managed by UK Financial Investments Limited, which is wholly owned by the government. As a result, the following financial institutions were regarded as related parties:

- **Bradford and Bingley**
- **Northern Rock (Asset Management)**
- **Royal Bank of Scotland Group plc**

In addition, the DMA has had various transactions with other government entities. Most of these transactions have been with the following entities, which are regarded as related parties:

Various departments, public corporations, other central government bodies, and local authorities

Various government departments, public corporations, other central government bodies, and local authorities may enter into money market transactions with the DMA or deposit cash with the Debt Management Account Deposit Facility (DMADF).

Ministers and DMO Managing Board

During the year, no minister or DMO Managing Board member has undertaken any transactions with the DMA.

At 31 March 2021, amounts due to or from related parties (and others) were:

	Related Parties					Others	Total £m
	Central govt £m	Local govt £m	Public corporations £m	Financial institutions £m	Govt total £m	External bodies £m	
Assets							
Cash and balances at the Bank of England	3,133	-	-	-	3,133	-	3,133
Other assets	-	-	-	-	-	1	1
Derivative financial instruments	-	-	-	-	-	-	-
Loans and advances to financial counterparties	2,002	-	-	-	2,002	66,115	68,117
Securities held for trading	11	-	-	-	11	6,499	6,510
Investment securities:							
Treasury bills	252	-	-	-	252	-	252
UK government gilts for use as collateral	75,182	-	-	-	75,182	-	75,182
Other UK government gilts	50,350	-	-	-	50,350	-	50,350
Deposit at National Loans Fund	24,199	-	-	-	24,199	-	24,199
Liabilities							
Deposits by financial counterparties	-	-	-	-	-	20,773	20,773
Due to government customers	50,654	1,718	1,164	-	53,536	-	53,536
Other liabilities	-	-	-	-	-	7	7
Advance from National Loans Fund	45,004	-	-	-	45,004	-	45,004

Treasury bills issued by the DMA have been excluded from the list of liabilities in the above table since these Treasury bills are traded in a secondary market and so the initial counterparty with whom the DMA transacted is not necessarily reflective of whom the DMA is due to pay on redemption of the Treasury bill.

19 Credit risk

Credit risk is the risk that a counterparty, or security issuer, will fail to discharge a contractual obligation resulting in financial loss to the DMA. Credit risk is monitored daily by the DMO's Risk Management Unit.

Exposure is primarily to financial counterparties, non-UK sovereign-related entities and central clearing counterparties. Intra-government balances are not considered to give rise to credit exposure.

Activities of the DMA that give rise to credit risk include:

- placing cash deposits;
- providing collateral for borrowings;
- exchanging cash and stock in buying and selling financial assets; and
- entering into derivative contracts.

The risk management framework employed during the year to manage credit risk was the same as in the prior year. The DMO continued to analyse financial markets, in particular how credit conditions, regulatory developments, market liquidity and potential direct or indirect impacts resulting from COVID-19 and the United Kingdom's exit from the European Union might affect the DMA's risk profile.

(i) Credit risk limits and measurement

The DMO's policy is to deal only with highly creditworthy counterparties and issuers. Credit exposure is controlled by the application of limits for each counterparty and issuer that are approved by the Credit and Market Risk Committee. These limits are set for both individual entities and groups of related entities. Separate limits are set for different transaction types.

Credit risk measurement takes into account both current fair value and a risk weighting based on an estimate of potential future changes in value; in measuring credit exposure, different risk weightings are applied to different transaction types. The DMO monitors the DMA's exposure against limits on a daily basis and breaches are reported to the Credit and Market Risk Committee.

The Credit and Market Risk Committee reviews the concentrations of the DMA's credit exposure to counterparty groups and countries on a regular basis.

The DMO analyses the creditworthiness of potential counterparties and security issuers using various information sources including the information provided by three external credit assessment institutions: Standard and Poor's, Moody's Investors Service, and Fitch Ratings. Information from these sources is monitored continuously for changes.

The DMA transacts only with counterparties who meet a minimum credit rating requirement, and purchases securities issued only by issuers who meet such a requirement. Each counterparty and issuer must meet this requirement for each external credit rating available at the time the transaction is entered into. An internal ratings methodology is applied to counterparties that are not rated externally, for example in the case of funds managed by certain asset managers.

(ii) Other risk mitigation policies

In addition to the use of credit limits, exposure to credit risk is managed through other specific control and mitigation measures, as outlined below.

(a) Settlement processes

Transactions in financial assets (gilts, Treasury bills and commercial paper) are settled primarily through the

CREST, Euroclear, or Clearstream systems, making use of settlement and custody accounts operated by the Bank of England on the DMO's behalf.

The CREST and Euroclear systems are owned by Euroclear Bank S.A., which had a Standard and Poor's credit rating of AA at 31 March 2021 (31 March 2020: credit rating of AA). The Clearstream system is owned by Clearstream Banking S.A., which had a Standard and Poor's credit rating of AA at 31 March 2021 (31 March 2020: credit rating of AA).

Wherever possible, trades are settled as delivery versus payment, with simultaneous exchange of cash and stock, or settlement whereby the DMA receives cash or stock from the counterparty before delivering stock or cash in return.

Daily settlement limits are also used to control settlement risk.

(b) Collateral

The DMA takes stock collateral when entering reverse sale and repurchase contracts to reduce its exposure to credit losses.

Collateral is required to be in the form of securities issued or guaranteed by the government or certain other governments in the rest of Europe with a long-term rating equal to or above AA- (Standard and Poor's), Aa3 (Moody's), and AA- (Fitch). Other highly-rated securities may be accepted from time to time. Collateral is held in the CREST, Euroclear or Clearstream systems.

The DMA also pays and receives cash collateral that arises from margin calls under certain derivative contracts and repo and reverse repo contracts novated to central clearing counterparties.

(c) Netting agreements

The DMO further restricts the DMA's exposure to credit losses by entering into master netting arrangements with counterparties. These arrangements do not result in an off-set of assets and liabilities in the statement of financial position. However, if a default occurs, all outstanding transactions with the counterparty are terminated and settled on a net basis.

Netting agreements normally incorporate collateral terms, including provision for additional margin to be called in response to changes in fair values of underlying transactions.

(iii) Impairment and provisioning policies

Counterparties and issuers are monitored for deterioration of credit worthiness, disappearance of a liquid market or late settlement. Collateral is valued on a daily basis.

As at 31 March 2021, in accordance with the impairment policy for IFRS 9 disclosed in Note 1, DMO management assessed that there was no material impairment of its financial assets (31 March 2020: none).

There were no assets whose terms had been renegotiated in the year (31 March 2020: none).

No credit related losses were incurred by the DMA during the year (2020: none), and no provisions were considered necessary at 31 March 2021 (31 March 2020: none).

(iv) Gross exposure to credit risk before collateral held or other credit enhancements

Credit risk exposures on statement of financial position assets at 31 March were:

	Internal to government		External to government Financial institutions		Total	
	2021	2020	2021	2020	2021	2020
	£m	£m	£m	£m	£m	£m
Cash and balances at the Bank of England	3,133	1,017	-	-	3,133	1,017
Other assets	-	-	1	2	1	2
Derivative financial instruments	-	-	-	-	-	-
Loans and advances to financial counterparties:						
Fixed term deposits	2,002	-	43	131	2,045	131
Reverse repos	-	-	66,072	34,581	66,072	34,581
Securities held for trading	11	12	6,499	1,300	6,510	1,312
Investment securities:						
Treasury bills	252	3,178	-	-	252	3,178
UK government gilts for use as collateral	75,182	68,416	-	-	75,182	68,416
Other UK government gilts	50,350	48,692	-	-	50,350	48,692
Deposit at National Loans Fund	24,199	55,333	-	-	24,199	55,333
Total gross exposure	155,129	176,648	72,615	36,014	227,744	212,662

The external to government balances above represent credit risk exposure without taking into account any collateral held or other credit enhancements attached. The exposures set out above are based on the carrying value, as reported in the statement of financial position.

The DMA has not issued any financial guarantees. Under the terms of its membership of a central clearing counterparty, and in common with other members, the DMA contributes to a mutualised fund that is available to support the clearing service should other sources of financial protection be exhausted due to a member default.

(v) Collateral

(a) Sale and repurchase agreements (repos) and reverse sale and repurchase agreements (reverse repos)

Repos and reverse repos with collateral backing were as follows:

Settled transactions:

	2021 Carrying value* £m	2021 Fair value of securities collateral £m	2020 Carrying value* £m	2020 Fair value of securities collateral £m
Reverse repos (within loans and advances to financial counterparties)	66,072		34,581	
Repos (within deposits by financial counterparties)	17,823		18,609	
Net fair value of collateral		49,110		16,022
Collateral shortfall (excluding Bank of England)		2		250
Collateral surplus (excluding Bank of England)		863		301

* Carrying value per the statement of financial position

Collateral shortfall and surplus represent the total margin call expected to be made (shortfall) or received (surplus) subject to individual contractual thresholds on the first business day following 31 March 2021.

Unsettled transactions:

	2021 Unsettled value £m	2021 Weighted average days to settlement	2020 Unsettled value £m	2020 Weighted average days to settlement
Reverse repos	10,581	4	12	1
Repos	9,326	1	19,332	1

All reverse repos and repos are with financial counterparties and central clearing counterparties. Collateral surplus and shortfall have been calculated at the level of individual counterparties. Collateral equal to the value of the unsettled cash amounts is taken upon settlement.

Based on the risk tiers defined for table (vi), at 31 March 2021 the unsettled reverse repos and repos transactions were with counterparties in Tier 2 to Tier 4.

(vi) Analysis by credit rating

The credit rating tiers below are based on the external long-term rating of the counterparty (or issuer for securities). If this is not available, where possible the DMO will use the most appropriate of (a) a long term rating of the parent entity or (b) an internally assessed rating, based on an internal score card and review, approved by the Credit and Market Risk Committee. If neither (a) nor (b) are appropriate, balances are categorised as unrated. A credit rating of Tier 1 is aligned with entities with an external rating of AAA, Tier 2 is aligned with an external rating of AA+ to AA-, Tier 3 is aligned with an external rating of A+ to A-, and Tier 4 is aligned with an external rating of BBB+ to BBB-.

At 31 March 2021

	Tier 1 £m	Tier 2 £m	Tier 3 £m	Tier 4 £m	Unrated £m	Total £m
Assets						
Cash and balances at the Bank of England	-	3,133	-	-	-	3,133
Other assets	-	-	1	-	-	1
Derivative financial instruments*	-	-	-	-	-	-
Loans and advances to financial counterparties:						
Fixed term deposits	-	2,045	-	-	-	2,045
Reverse repos**	452	48,998	13,800	2,822	-	66,072
Securities held for trading	4,499	2,000	-	-	-	6,499
	4,951	56,176	13,801	2,822	-	77,750
Liabilities						
Deposits by financial counterparties:						
Repos	-	17,084	739	-	-	17,823

* Derivative financial instruments are shown net of any derivative liability for each counterparty.

** Includes exposure to non-bank financial counterparties.

At 31 March 2020

	Tier 1 £m	Tier 2 £m	Tier 3 £m	Tier 4 £m	Unrated £m	Total £m
Assets						
Cash and balances at the Bank of England	-	1,017	-	-	-	1,017
Other assets	-	2	-	-	-	2
Derivative financial instruments*	-	-	-	-	-	-
Loans and advances to financial counterparties:						
Fixed term deposits	-	131	-	-	-	131
Reverse repos**	812	29,187	3,199	1,383	-	34,581
Securities held for trading	300	1,000	-	-	-	1,300
	1,112	31,337	3,199	1,383	-	37,031
Liabilities						
Deposits by financial counterparties:						
Repos	-	15,688	2,921	-	-	18,609

* Derivative financial instruments are shown net of any derivative liability for each counterparty.

** Includes exposure to non-bank financial counterparties.

UK government gilts, Treasury bills and deposits with the National Loans Fund have been excluded, as they are respectively issued by and deposited with the government.

At 31 March 2021, other assets of £1 million related to unsettled coupons receivable on repo collateral. At 31 March 2020, other assets of £2 million related to unsettled deposit interest from the Bank of England and less than £1 million related to other unsettled security sales.

(vii) Concentration of exposures

Credit exposures at 31 March by geographical region, based on the country of domicile of the ultimate parent entities of the counterparty or (for trading assets) issuer were:

At 31 March 2021

	United Kingdom £m	Rest of Europe £m	North America £m	Asia-Pacific £m	Total £m
Assets					
Cash and balances at the Bank of England	3,133	-	-	-	3,133
Other assets	-	-	1	-	1
Derivative financial instruments*	-	-	-	-	-
Loans and advances to financial counterparties:					
Fixed term deposits	2,045	-	-	-	2,045
Reverse repos	65,072	1,000	-	-	66,072
Securities held for trading	-	6,499	-	-	6,499
	70,250	7,499	1	-	77,750
Liabilities					
Deposits by financial counterparties:					
Repos	17,719	-	104	-	17,823

* Derivative financial instruments are shown net of any derivative liability for each counterparty

At 31 March 2020

	United Kingdom £m	Rest of Europe £m	North America £m	Asia-Pacific £m	Total £m
Assets					
Cash and balances at the Bank of England	1,017	-	-	-	1,017
Other assets	2	-	-	-	2
Derivative financial instruments*	-	-	-	-	-
Loans and advances to financial counterparties:					
Fixed term deposits	131	-	-	-	131
Reverse repos	34,581	-	-	-	34,581
Securities held for trading	300	1,000	-	-	1,300
	36,031	1,000	-	-	37,031
Liabilities					
Deposits by financial counterparties:					
Repos	17,873	-	736	-	18,609

* Derivative financial instruments are shown net of any derivative liability for each counterparty

UK government gilts, Treasury bills and deposits with the National Loans Fund have been excluded, as they are respectively issued by and deposited with the government.

(viii) Concentration of exposures - analysis by credit rating

The credit rating tiers below are based on the external long-term rating of the counterparty (or issuer for securities). If this is not available, where possible the DMO will use the most appropriate of (a) a long term rating of the parent entity or (b) an internally assessed rating, based on an internal score card and review, approved by the Credit and Market Risk Committee. If neither (a) nor (b) are appropriate, balances are categorised as unrated. A credit rating of Tier 1 is aligned with entities with an external rating of AAA, Tier 2 is aligned with an external rating of AA+ to AA-, Tier 3 is aligned with an external rating of A+ to A-, and Tier 4 is aligned with an external rating of BBB+ to BBB-..

Geographical regions are based on the country of domicile of the ultimate parent entity of the counterparty or (for trading assets) issuer.

Cash and balances at the Bank of England, securities held for trading, derivatives, other assets, reverse repos and repos were:

	United Kingdom		Rest of Europe		North America		Asia- Pacific		Total	
	2021	2020	2021	2020	2021	2020	2021	2020	2021	2020
	£m	£m	£m	£m	£m	£m	£m	£m	£m	£m
Tier 1	452	1,112	4,499	-	-	-	-	-	4,951	1,112
Tier 2	71,156	46,024	2,000	1,000	105	-	-	-	73,261	47,024
Tier 3	13,539	5,385	1,000	-	-	736	-	-	14,539	6,121
Tier 4	2,822	1,383	-	-	-	-	-	-	2,822	1,383
Unrated	-	-	-	-	-	-	-	-	-	-
	87,969	53,904	7,499	1,000	105	736	-	-	95,573	55,640

UK government gilts, Treasury bills and deposits with the National Loans Fund have been excluded, as they are respectively issued by and deposited with the government.

20 Market risk

Market risk is the risk that the fair value or future cash flows of a financial instrument will fluctuate because of changes in market prices. Market risk comprises interest rate risk, currency risk and other price risk.

The DMA's exposure is primarily to interest rate risk. Derivatives have exposure to interest rate and currency risk. Non-derivative assets and liabilities have exposure to interest rate risk only.

The DMO manages the DMA's exposure to market risk with the daily monitoring and reporting of interest rate risk arising from the cash management portfolio of assets and liabilities.

The scope of market risk monitoring excludes interest rate risk arising from cash at the Bank of England, gilts and Treasury bills for use as collateral or for lending to the Bank of England, Treasury bills issued by tender, amounts due to the funds managed by CRND and all balances with the National Loans Fund. Intra- government balances are not considered to give rise to market risk across the government as a whole.

(i) Market risk measurement

The primary sensitivity analysis techniques used to measure and monitor market risk are outlined below.

Interest rate risk arises from the DMA's activity of addressing its cash flow profile throughout the year. Interest rate risk limits are in place, expressed in present value of a basis point (rather than value at risk) terms.

The Credit and Market Risk Committee reviews the DMA's market risk exposure regularly and the Cash Management Committee reviews certain aspects fortnightly.

(a) Value at risk

Value at risk (VaR) is a method which estimates the potential mark to market loss over a time horizon given a level of confidence. The DMO uses a time horizon of one day and a confidence level of 90 per cent and anticipates no portfolio changes over the time horizon. VaR is calculated daily on the basis of exposures outstanding at the close of business. If a portfolio has a one-day 90 per cent VaR of £1 million, it can be expected to lose more than £1 million on only one trading day out of 10. Calculation of the worst possible loss is outside the scope of VaR. For interest rate risk, the DMO uses a historic simulation model. Assumptions as to how data will be distributed are based on historical data. Historical returns are simulated using current positions and then ranked to determine the 90th percentile. Additionally, stress-testing is performed for the cash management portfolio to describe the possible scenarios falling outside the 90 per cent confidence limits.

The DMO uses VaR measures as analytical information to help understand the risk profile of the cash management operation.

(b) Present value of a basis point

Present value of a basis point (PV01) is a standard sensitivity measure used to measure sensitivity to a 0.01 per cent parallel shift in interest rates when all other risk factors are held constant. The parallel shift in interest rates has been defined as the movement in the relevant zero coupon curve used to estimate fair value. The impact on yield curves of other factors, including extreme events, is outside the scope of PV01. As well as monitoring the total PV01, in order to understand concentrations in exposure, interest rate exposure by time-bucket and product class is reviewed weekly.

Interest rate limits set in PV01 terms were in place throughout the year and the prior year. Limits used operationally are set lower than those agreed with HM Treasury, in order to safeguard against breach of the latter should an operational error arise. Monitoring against these limits is performed daily and any breaches are reported to the Credit and Market Risk Committee.

(ii) VaR summary

VaR is not aggregated across activities, as they are independent and unrelated.

VaR is calculated daily for both cash management and retail gilt exposures.

(a) Interest rate risk and currency risk – cash management

	2021 £m	2020* £m
VaR at 31 March	(0.39)	(0.25)
The range of end-of-day VaR in the year ended 31 March was:		
Highest negative	(1.19)	(0.44)
Average	(0.67)	(0.24)
Lowest negative	(0.22)	(0.12)

* During the year a minor adjustment was made to the market valuation methodology for simulations. For consistency, results from the previous year have been restated according to this methodology.

Exposures to risk from trading and non-trading activities are measured together as they arise from economic environments that are not significantly different.

(iii) Interest rate risk

The DMA enters primarily into cash and securities contracts at fixed interest or discount rates.

The exceptions to this at 31 March 2021 were: index-linked gilts, with a carrying value of £6,640 million (31 March 2020: £9,030 million); the deposit at the National Loans Fund, with a carrying value of £24,199 million (31 March 2020: £55,333 million); the advance from the National Loans Fund, with a carrying value of £45,004 million (31 March 2020: £2 million); and call notice deposits from customers, with a carrying value of £50,294 million (31 March 2020: £43,711 million). The index-linked gilts are linked to the General Index of Retail Prices in the UK (RPI).

(a) Interest rate risk profile

The DMA's interest rate risk profile based on the earliest possible repayment date at 31 March was:

	Fixed rate instruments	Fixed rate instruments	Fixed rate instruments	Floating rate instruments
	Weighted average interest rate	Weighted average period	Statement of financial position carrying value	
	2021	2021	2021	2021
	%	Years	£m	£m
Sterling				
Assets*	2.75	9.16	193,782	30,829
Liabilities (before funding by National Loans Fund)	(0.03)	0.19	76,615	50,294
	2020	2020	2020	2020
	%	Years	£m	£m
Sterling				
Assets*	3.48	11.02	147,280	64,363
Liabilities (before funding by National Loans Fund)	0.45	0.16	116,609	43,711

* This excludes cash and balances at the Bank of England

The DMA is charged interest on the advance from the National Loans Fund at the Bank Rate.

(b) Interest rate sensitivity – PV01 summary

Interest rate risk - cash management

	2021 £m	2020 £m
PV01 at 31 March	(1.15)	(0.16)
The range of end-of-day PV01 in the year ended 31 March was:		
Highest positive	1.03	0.47
Average	(0.60)	(0.05)
Highest negative	(1.86)	(0.54)

PV01 is the change in present value of an asset or liability for a 1 basis point change in the nominal yield curve used to value the asset or liability. A negative PV01 therefore indicates a decrease in value if rates rise or a gain if rates drop.

(iv) Currency risk

The DMA may enter into transactions with instruments denominated in euros, for diversification purposes, with currency risk hedged via foreign exchange swaps.

A currency risk limit constrains the extent to which the DMO may incur a net exposure to foreign currency movements when it enters into a foreign exchange transaction. The policy in force during the year (and during the prior year) was to match all foreign exchange cash flows. Such hedging is monitored daily and any breaches are reported to the Credit and Market Risk Committee.

No such transactions took place during the year, or in the prior year.

The DMA has no foreign operations and hence no structural foreign exchange exposures.

21 Liquidity risk

Liquidity risk is the risk that the DMA will encounter difficulty in meeting its obligations associated with financial liabilities.

The DMO manages the DMA's liquidity primarily by:

- monitoring cash flows to ensure that daily cash requirements are met;
- holding sufficient financial assets for which there is an active market and which can readily be sold or used as collateral against cash borrowings; and
- arranging the issue of Treasury bills and gilts to raise funds.

Management does not expect customers to call amounts repayable on demand simultaneously or without notice.

The DMA and the National Loans Fund are under common influence. It is not expected that liabilities of the DMA to the National Loans Fund would be required to be paid without warning.

Maturity analysis of assets and liabilities at 31 March 2021

	On demand £m	Up to 1 month £m	1-3 months £m	3-6 months £m	6-9 months £m	9-12 months £m	1-2 years £m	2-5 years £m	Over 5 years £m	Total £m
Assets										
Cash and balances at the Bank of England	3,133	-	-	-	-	-	-	-	-	3,133
Other assets	-	1	-	-	-	-	-	-	-	1
Derivative financial instruments	-	-	-	-	-	-	-	-	-	-
Loans and advances to financial counterparties	-	40,044	15,461	8,411	2,810	1,391	-	-	-	68,117
Securities held for trading	-	401	250	4,349	1,499	-	1	3	7	6,510
Investment securities	-	-	8,638	2,230	-	2,819	2,347	15,599	94,151	125,784
Total assets before deposit at National Loans Fund	3,133	40,446	24,349	14,990	4,309	4,210	2,348	15,602	94,158	203,545
Deposit at National Loans Fund	24,199	-	-	-	-	-	-	-	-	24,199
	27,332	40,446	24,349	14,990	4,309	4,210	2,348	15,602	94,158	227,744
Liabilities										
Deposits by financial counterparties	2,950	13,822	2,880	482	319	320	-	-	-	20,773
Due to government customers	50,294	2,141	899	202	-	-	-	-	-	53,536
Other liabilities	7	-	-	-	-	-	-	-	-	7
Treasury bills in issue	-	8,100	21,001	23,499	-	-	-	-	-	52,600
Total liabilities before funding by National Loans Fund	53,251	24,063	24,780	24,183	319	320	-	-	-	126,916
Advance from National Loans Fund	45,004	-	-	-	-	-	-	-	-	45,004
	98,255	24,063	24,780	24,183	319	320	-	-	-	171,920

Maturity analysis of assets and liabilities at 31 March 2020

	On demand £m	Up to 1 month £m	1-3 months £m	3-6 months £m	6-9 months £m	9-12 months £m	1-2 years £m	2-5 years £m	Over 5 years £m	Total £m
Assets										
Cash and balances at the Bank of England	1,017	-	-	-	-	-	-	-	-	1,017
Other assets	-	2	-	-	-	-	-	-	-	2
Derivative financial instruments	-	-	-	-	-	-	-	-	-	-
Loans and advances to financial counterparties	-	22,644	4,045	5,331	1,448	1,244	-	-	-	34,712
Securities held for trading	-	1,302	-	-	-	-	-	3	7	1,312
Investment securities	-	2,475	2,054	3,255	291	736	12,920	14,580	83,975	120,286
Total assets before deposit at National Loans Fund	1,017	26,423	6,099	8,586	1,739	1,980	12,920	14,583	83,982	157,329
Deposit at National Loans Fund	55,333	-	-	-	-	-	-	-	-	55,333
	56,350	26,423	6,099	8,586	1,739	1,980	12,920	14,583	83,982	212,662
Liabilities										
Deposits by financial counterparties	10,560	17,638	106	756	109	-	-	-	-	29,169
Due to government customers	43,711	2,919	733	83	-	-	-	-	-	47,446
Other liabilities	213	-	-	-	-	-	-	-	-	213
Treasury bills in issue	-	20,295	35,401	28,009	-	-	-	-	-	83,705
Total liabilities before funding by National Loans Fund	54,484	40,852	36,240	28,848	109	-	-	-	-	160,533
Advance from National Loans Fund	2	-	-	-	-	-	-	-	-	2
	54,486	40,852	36,240	28,848	109	-	-	-	-	160,535

(i) Maximum cumulative flow

A daily liquidity risk limit constrains the extent to which the DMO may leave an expected cash flow to be dealt with on the day it occurs.

The liquidity risk limit is measured by the Maximum Cumulative Flow over one day, which is the maximum permitted amount of any net expected cash inflow or outflow for the following day, assuming normal operating conditions.

A limit was in place throughout the year and acted as a liquidity risk trigger. Limits used operationally are set lower than those agreed with HM Treasury, in order to safeguard against breach of the latter should an operational error arise. These limits are monitored daily and any breaches are reported to the Credit and Market Risk Committee.

(ii) Non-derivative cash flows

The contractual undiscounted cash flows of the DMA's liabilities, other than the cash flows under derivative contracts, including interest that will accrue to these liabilities, were:

At 31 March 2021

	On demand £m	0-6 months £m	7-12 months £m	Total flows (not-discounted) £m	Adjustment for discount £m	Carrying Value* £m
Deposits by financial counterparties	2,950	17,185	639	20,774	(1)	20,773
Due to government customers	50,294	3,242	-	53,536	-	53,536
Other liabilities	7	-	-	7	-	7
Treasury bills in issue	-	52,600	-	52,600	-	52,600
Total non-derivative liabilities before funding by National Loans Fund	53,251	73,027	639	126,917	(1)	126,916

* Carrying value per the statement of financial position

At 31 March 2020

	On demand £m	0-6 months £m	7-12 months £m	Total flows (not-discounted) £m	Adjustment for discount £m	Carrying Value* £m
Deposits by financial counterparties	10,560	18,503	110	29,173	(4)	29,169
Due to government customers	43,711	3,734	-	47,445	1	47,446
Other liabilities	213	-	-	213	-	213
Treasury bills in issue	-	83,796	-	83,796	(91)	83,705
Total non-derivative liabilities before funding by National Loans Fund	54,484	106,033	110	160,627	(94)	160,533

* Carrying value per the statement of financial position

At 31 March 2021 there were no liabilities that the DMA intended to repay before maturity (31 March 2020: none).

Management expects actual undiscounted cash flows in relation to liabilities to be the same as contractual undiscounted cash flows, except in the case of amounts repayable on demand.

The DMA holds deposits at the Bank of England and other financial assets for which there is a liquid market and that can be readily sold to meet liquidity needs.

(iii) Derivative cash flows

The contractual undiscounted cash flows of the DMA's assets and liabilities under derivative contracts were:

(a) Derivatives settled on a gross basis

At 31 March 2021

	0-6 months £m	7-12 months £m	Total undiscounted flows £m
Sterling			
Unsettled reverse sale and repurchase agreements, unsettled sale and repurchase agreements and unsettled deposits:			
Outflow	5,000	-	5,000
Inflow	-	-	-

At 31 March 2020

	0-6 months £m	7-12 months £m	Total undiscounted flows £m
Sterling			
Unsettled reverse sale and repurchase agreements, unsettled sale and repurchase agreements, and unsettled deposits:			
Outflow	-	-	-
Inflow	-	-	-

Carrying values are shown in note 9.

(b) Derivatives settled on a net basis

At 31 March 2021 the DMA held no derivatives settled on a net basis (31 March 2020: none).

At 31 March 2021 there were no derivative contracts that the DMA intended to terminate before maturity (31 March 2020: none). Management expects actual undiscounted cash flows in relation to derivatives to be the same as contractual undiscounted cash flows.

22 Events after the reporting period

In accordance with the requirements of IAS 10, events after the reporting period are considered up to the date on which the Accounting Officer authorises the accounts for issue. This is interpreted as the date of the Certificate and Report of the Comptroller and Auditor General.

Accounts Direction given by HM Treasury under the National Loans Act 1968

1. This direction applies to the United Kingdom Debt Management Office.
 - i a brief history of the Account, and its statutory background;
2. The United Kingdom Debt Management Office shall prepare accounts for the Debt Management Account (the Account) for the year ending 31 March 2012 and each subsequent financial year, which give a true and fair view of the state of affairs of the Account at the reporting date, and of its income and cash flows for the year then ended.
 - ii an outline of the scope of the Account, its relationship to HM Treasury and other central funds, and its management arrangements;
 - iii information on targets set by HM Treasury and their achievement;
 - iv a management commentary, including information on financial performance and financial position, which reflects the relationship between the Account and other central funds; and
 - v a governance statement.
3. The accounts shall be prepared in accordance with applicable accounting standards, and shall be consistent with relevant requirements of the extant Government Financial Reporting Manual.
4. The accounts shall present an income statement, a statement of comprehensive income, a statement of financial position, a statement of cash flows, and a statement of changes in net funding by National Loans Fund. The statement of financial position shall present assets and liabilities in order of liquidity.
5. The notes to the accounts shall include disclosure of assets and liabilities, and of income and expense, relating to other central government funds including the National Loans Fund.
6. The report shall include:
 7. This accounts direction shall be reproduced as an appendix to the accounts.
 8. This accounts direction supersedes all previous Directions issued by HM Treasury.

Chris Wobschall

Deputy Director, Assurance and Financial Reporting Policy, HM Treasury
23 March 2012

This publication is available in electronic form on the United Kingdom Debt Management Office (DMO) website: www.dmo.gov.uk.

All the DMO's publications and a wide range of data are available on its website including:

- the Annual Review, which covers the main developments for the financial year;
- the Quarterly Review, which summarises the DMO's gilt and money market operations over the given quarter;
- press releases;
- gilt auction announcements and gilt auction results; and
- Treasury bill tender results.

Alternatively, the DMO can be contacted at:

United Kingdom Debt Management Office
The Minster Building
21 Mincing Lane
London
EC3R 7AG
United Kingdom

CCS0421453922

978-1-5286-2552-4