


First Time Entrants to the Criminal Justice System in Northern Ireland 2019/20

I. Graham
July 2021



Contents

1 Key Findings	1
2 Introduction	3
3 Main Findings.....	4
Appendix 1 – Methodology and Counting Rules	13

Produced by Analytical Services Group, Department of Justice

For further information write to:

**Analytical Services Group,
Financial Services Division,
Department of Justice,
Level 3, Block B,
Castle Buildings,
Upper Newtownards Road,
Stormont Estate,
Belfast BT4 3SG.**

Telephone: 028 9052 0188

Email: statistics.research@justice-ni.gov.uk

This bulletin is available at: [Department of Justice website](#)

Feedback on this publication can be provided directly to Analytical Services Group at the email address listed above.

1 Key Findings

This bulletin presents information on first time entrants to the criminal justice system in Northern Ireland for the year 1 April 2019 to 31 March 2020. As well as details on demographic makeup, the bulletin also presents analysis on disposals received (see Interpreting the Data section in Appendix 1).

Overall

- In 2019/20, a total of 29,093 offences were recorded as dealt with by conviction or diversion in the justice system in Northern Ireland. Of these, 26.8% (7,805) were first offences. The comparative figure for 2018/19 was 27.2%.
- Of first offences, 28.8% (2,244) were dealt with by formal diversionary disposal and 71.2% (5,561) by conviction.

¹ Figures for Males also include organisations, transgender and gender not specified.

Age Group and Gender

- Of all first time entrants in 2019/20, 9.1% (710) were aged 10 to 17 and 26.6% (2,073) were aged 18 to 24.
- First offences accounted for 54.3% (2,244) of all instances where a diversionary disposal was issued. Those in the age range 10 to 17 were most likely (87.5%, 621 out of 710) to receive a diversion for a first offence.
- Of all offences dealt with by conviction or diversion, 23.5% (5,524) by males¹ were first offences, compared to 40.9% (2,281) by females.

Offence Type and Disposals Received

- Over half, 55.2% (4,309) of all first offences in 2019/20 were motoring offences. Of all instances where a conviction or diversion was issued for offences in that category, 38.1% were for first offences.
- Monetary disposals made up 56.6% (4,416) of all disposals for first offences in 2019/20. First offences accounted for 33.0% of all instances where a monetary penalty was imposed in relation to a conviction or diversion.
- Of all instances where imprisonment was imposed as a penalty, first offences accounted for only 6.2% (202 out of 3,277).
- 54.3% (2,244) of all cases dealt with by diversion were for first offences. Of first offences dealt with by diversion, 74.7% (1,677) were dealt with by way of caution. However, while 53.4% of all cautions were for first offences, 90.4% (291) of all informed warnings issued were for first offences.

2 Introduction

In the 2011-16 Programme for Government, the Minister outlined a commitment to reduce the level of serious crime by reshaping the approach used to tackle factors leading to criminal behaviours within Northern Ireland. A commitment was given to monitor the number of young people entering the criminal justice system for the first time.

This bulletin, produced in accordance with the pillars and principles set out in the Code of Practice for Statistics, presents data on first time entrants to the criminal justice system in Northern Ireland for the year 1 April 2019 to 31 March 2020. It provides an overview of the structure of the known offending population in 2019/20, along with information on the breakdown of offences committed by new offenders and the disposals received. Comparative information to the previous year is also provided.

Details of methodology, data coverage and quality are detailed in Appendix 1.

Data in all tables and charts in the bulletin, along with supplementary data, are available from the Department of Justice website in the accompanying [spreadsheet](#). The next update covering the 1 April 2019 to 31 March 2021 will be published in July 2022. A full [publication schedule](#) is available on the Department of Justice website.

3 Main Findings

Overview

In 2019/20, a total of 29,093 (first and further) offences were recorded as dealt with by conviction or diversion in the criminal justice system in Northern Ireland, slightly fewer than the total number (29,153) in the previous year. Of these, 7,805 (26.8%) were first offences and 21,288 (73.2%) were further offences. As detailed in the counting rules in Appendix 1, the number of first offences equates directly to the number of first time entrants to the justice system. The number of first time entrants (first offences) to the criminal justice system in 2019/20 was 7,805 (26.8% of all offences), a reduction of 1.5% (120) on the number of first offences in the previous year (7,925 first offences; 27.2% of all offences).

Of all offences dealt with by diversion or conviction, 14.2% (4,136) were dealt with by way of diversion, and 85.8% (24,957) by way of

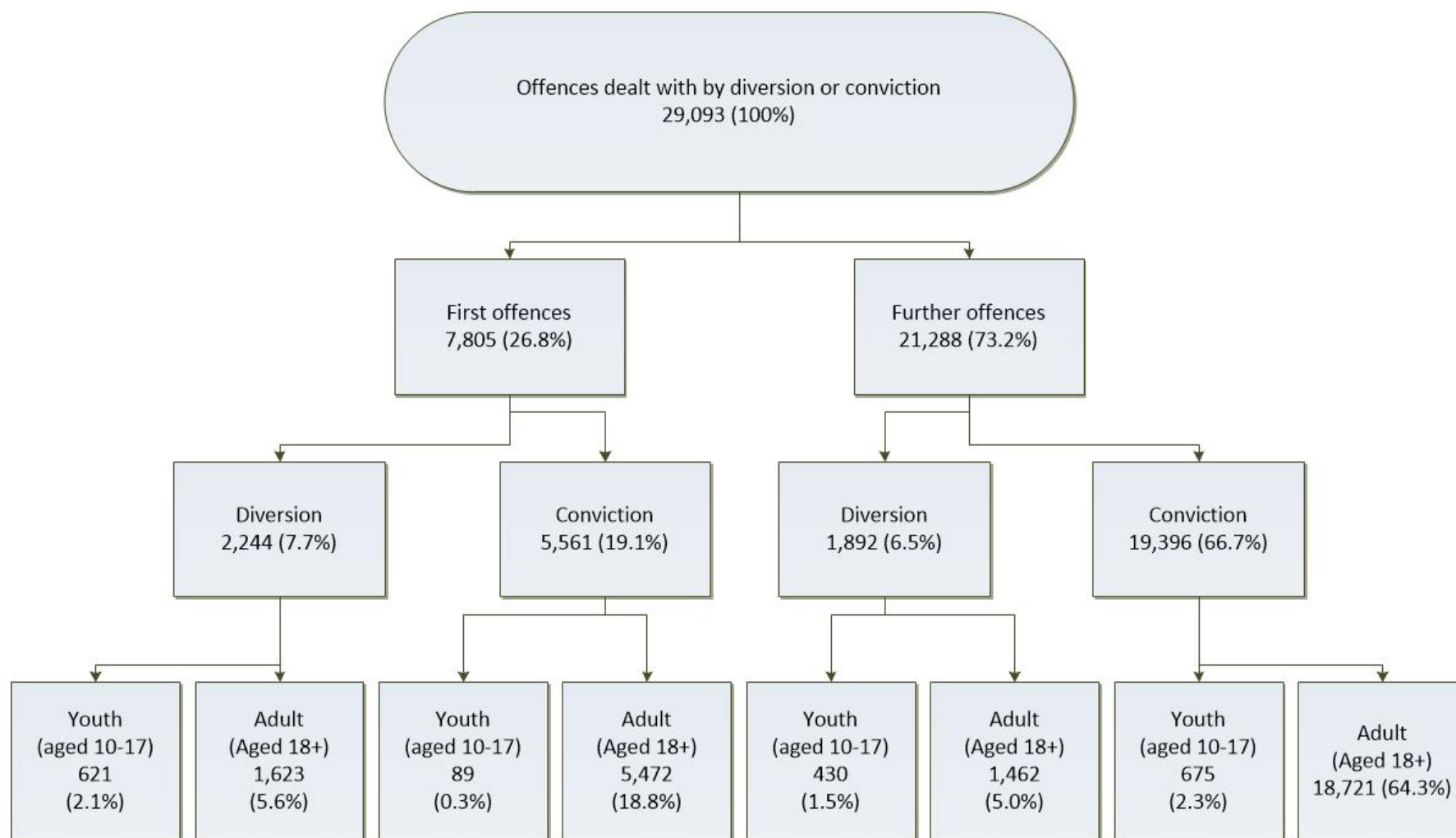
conviction. Of all first offences, 28.8% (2,244) were dealt with by way of diversionary disposal, compared to 71.2% (5,561) which were dealt with by conviction.

Over the period 2014/15 – 2019/20 there has been a slight decrease in the proportion of first time entrants to the justice system disposed through the courts or via out of court diversionary disposals (in relation to all offenders), falling from 30.4% to 26.8%.

First time entrants to the justice system as percentage of all offenders dealt with at court or by formal diversionary disposal, 2014/15 to 2019/20

Year	2014/15	2015/16	2016/17	2017/18	2018/19	2019/20
Percentage first time offenders	30.4	30.4	29.8	29.3	27.2	26.8

Figure 1: First offences and further offences of all offenders in Northern Ireland, 2019/20 [see note below]



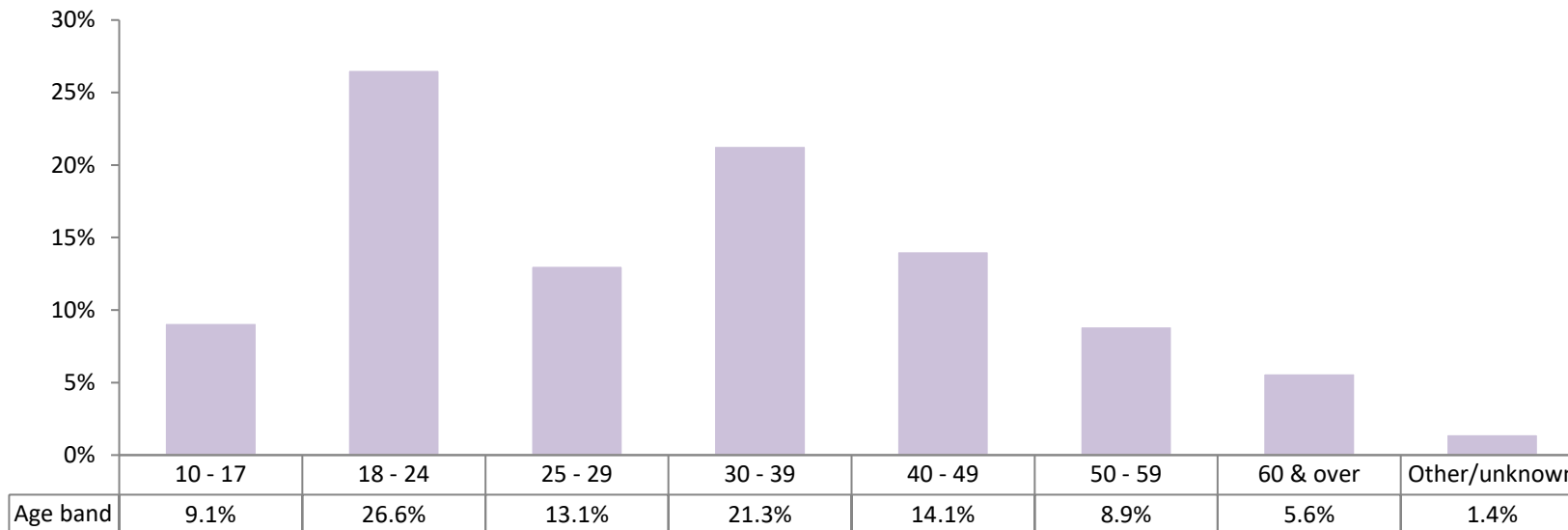
[Note]: The percentages shown in the diagram relate to the total number of offences committed in the top box in the figure.

Age Group

In 2019/20, young people aged 10-17 committed 9.1% of all first offences (710 out of 7,805 first offences) and 5.2% of all further offences (1,105 out of 21,288 further offences). They received 25.4% (1,051) of all diversionary disposals and 3.1% (764) of all convictions.

Of all proven convictions and diversions for this age group, 39.1% (710) were first offences. This age group accounted for 27.7% (621) of all diversions for first offences and 1.6% (89) of all convictions for first offences (Tables 1a, 1c and d in accompanying [spreadsheet](#)).

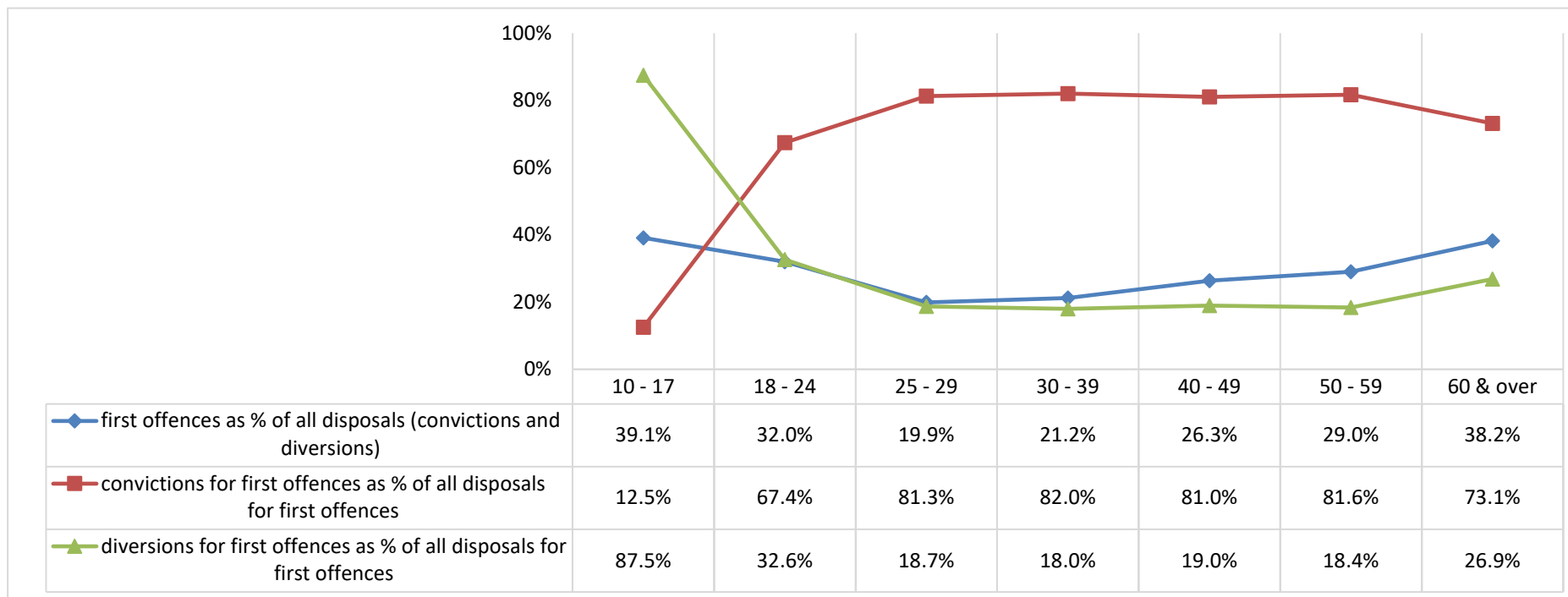
Figure 2: First offences by age band of offender, 2019/20



In 2019/20, 26.6% (2,073) of first offences were by those aged 18 to 24 year. Of this number, 32.6% (676) were dealt with by way of diversion; 59.9% of all diversions for this age group were for first offences. While 33.4% (321) of convictions for those aged 60 and over were for first offences, only 5.8% of all convictions for first offences were attributable to this group (Tables 1c and 1d in accompanying [spreadsheet](#)).

The rate of first convictions in 2019/20, whether or not it was for a first offence, was 26.5% (6,623) overall (compared with 26.9% in 2018/19). This compares to a rate of 22.3% (5,561) for convictions for first offences only (the same rate as 2018/19).

Figure 3: First offences as percentage of first/all convictions and diversions by age band of offender, 2019/20



For those aged 10 to 17, the rate of first convictions overall was 24.2% (185), down from 25.8% in 2018/19. For first offences, the rate of conviction for this group was 11.6% (89), lower than the rate of 12.4% for the previous year. In 2019/20 those aged 10 to 17 were most likely (87.5%, 621) to receive a diversion for a first offence (Tables 1b, 1c and 1d in accompanying [spreadsheet](#)).

Gender

In 2019/20, 23.5% (5,524) of all offences by males² dealt with by conviction or diversion were first offences, compared to 40.9% (2,281) by females. Of all first offences dealt with by diversion or conviction, 70.8% were by males, compared to 29.2% by females (Table 2a in accompanying [spreadsheet](#)).

In 2019/20, 51.3% (1,584) of all diversions issued to males² were for first offences, while 19.3% (3,940) of all convictions handed down to males were for first offences. The rate of first convictions, whether or not it was for a first offence, was 23.4% (4,789) for males (Tables 2b, 2c and 2d in accompanying [spreadsheet](#)).

For females, 62.9% (660) of all diversions were for first offences and 35.8% (1,621) of all convictions were for first offences. The rate of first convictions in 2019/20, whether or not it was for a first offence, was 40.5% (1,834) for females (Tables 2b, 2c and 2d in accompanying [spreadsheet](#)).

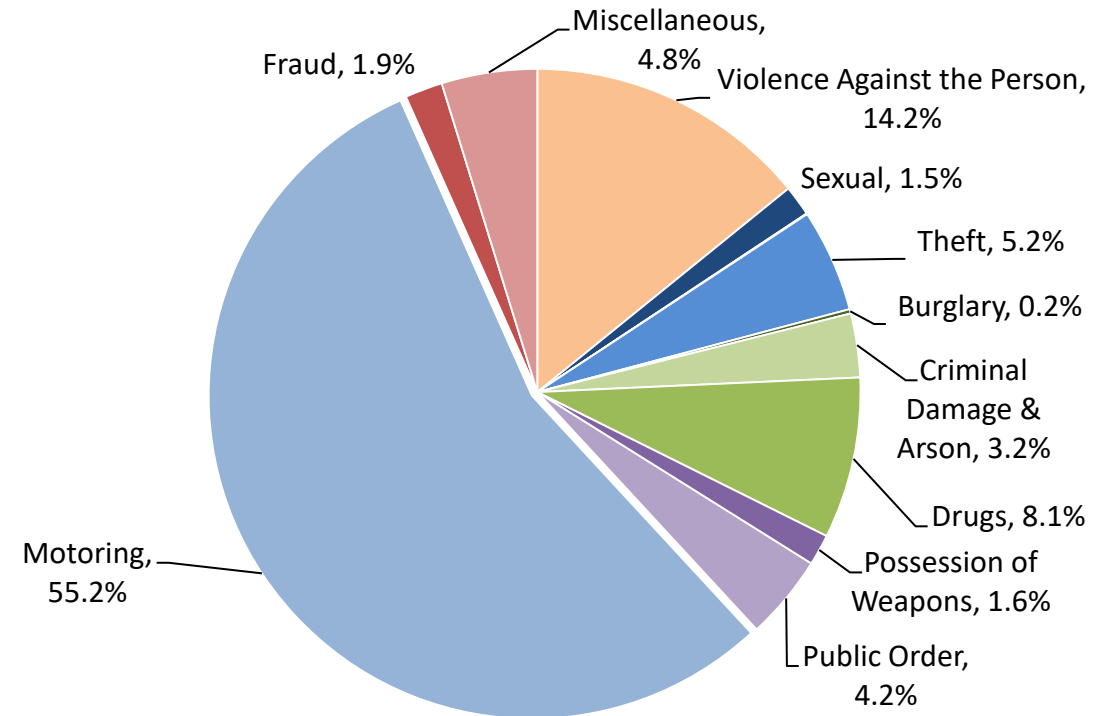
² Figures for Males also include organisations, transgender and gender not specified.

Offence Classification

Of all first offences dealt with by way of diversion or conviction, 55.2% (4,309) were for motoring offences, 14.2% (1,105) for violence against the person (VAP), 8.1% (630) for drugs and 5.2% (402) for theft (Figure 4; Table 3a in accompanying [spreadsheet](#)).

In 2019/20 sexual (48.2%, 119), motoring (38.1%, 4,309) and offences in the miscellaneous crimes against society category (34.3%, 373) were the offence classifications where first offences made up the largest proportion of the total convictions and diversions. As was also the case in 2018/19, burglary (4.7%, 17 cases) and robbery (7.5%, 3 cases) were the lowest (Figure 5; Table 3a in accompanying [spreadsheet](#)).

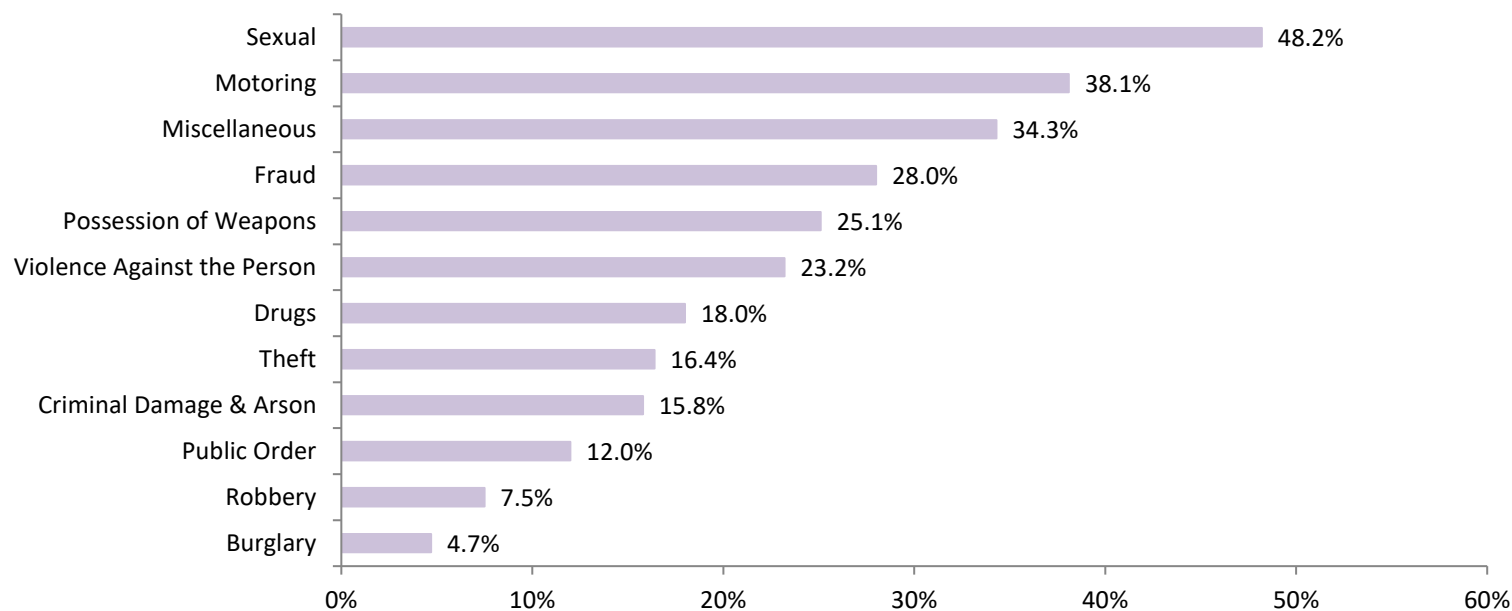
Figure 4: First offences by offence classification, 2019/20



The offence categories where first offences were dealt with mainly by diversion in 2019/20 were drugs (72.1%, 454), public order (71.2%, 235) and possession of weapons (68.6%, 83). Conversely, first offences in the motoring (91.4%, 3,940), burglary (88.2%, 15), sexual

(80.7%, 96), miscellaneous crimes against society (74.0%, 276) and fraud (72.8%, 107) categories were mostly dealt with by conviction in 2019/20 (Table 3e in accompanying [spreadsheet](#)).

Figure 5: First offences as percentage of all convictions and diversions by offence classification, 2019/20



Disposal Type

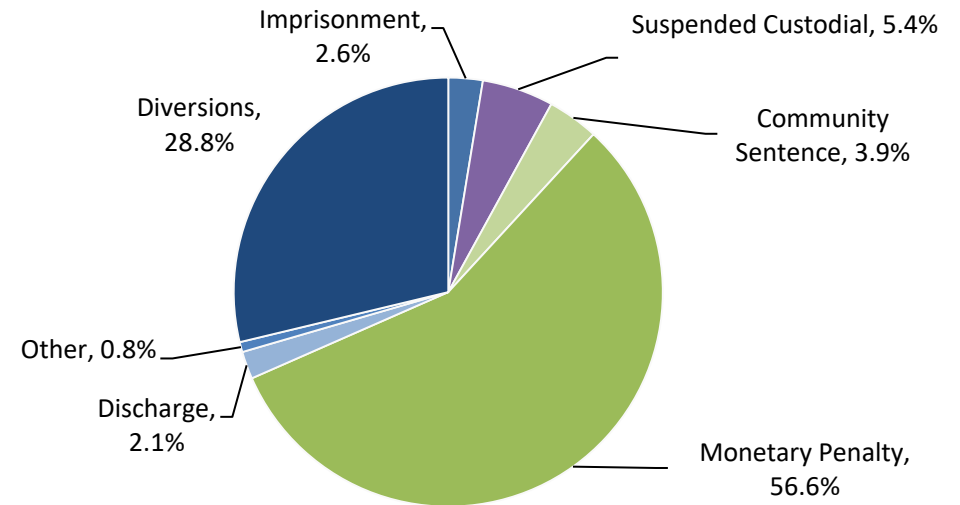
Of all first offences in 2019/20, 28.8% (2,244) were dealt with by way of diversion, compared to 30.1% (2,388) in the previous year. Diversions accounted for 14.2% of all disposals in 2019/20, whether for first offences or further offences dealt with by diversion or conviction.

Monetary penalties were imposed for 56.6% (4,416) of first offences and first offences accounted for 33.0% of those receiving a monetary penalty upon conviction, slightly more than the 32.3% recorded in 2018/19. Imprisonment disposals were the outcome in relation to only 2.6% (202) of all first offences. In fact, only 6.2% of all imprisonment disposals in 2019/20 were for first offences.

Suspended custodial disposals were imposed in relation to 5.4% (421) of all first offences, though of those offences for which a suspended custodial disposal was the outcome, 10.3% were for first offences.

Community sentences were imposed in 3.9% (301) of disposals for first offences and, of those offences for which a community sentence was the outcome, 9.7% were for first offences (Table 4a in accompanying [spreadsheet](#)).

Figure 6: First offences by disposal type, 2019/20



For first offences dealt with by diversion in 2019/20, most were dealt with by way of caution (74.7%, 1,677). Informed warnings (13.0%, 291) and PPS ordered youth conference plans (12.3%, 276) accounted for substantially smaller proportions of the total.

First offences made up 90.4% (291 out of 322) of all informed warnings issued in 2019/20. This compares to 53.4% (1,677 out of 3,141) of cautions and 41.0% (276 out of 673) of PPS ordered youth conference plans (Table 4d in accompanying [spreadsheet](#)).

Appendix 1 – Methodology and Counting Rules

Who are first time entrants to the criminal justice system?

Within this publication, first time entrants to the criminal justice system are those who are recorded as having committed a proven first offence, whether it was dealt with by way of diversionary disposal or by conviction. The term ‘first time entrants’ equates directly to that of ‘first offence’, the phraseology used to describe data presented within this document. In order to calculate the proportion of first time entrants, information is also provided for ‘further offences’. Note that, under counting rules for this publication, ‘further offences’ do not relate directly to the number of offenders who have committed further offences, as an offender may have had more than one further conviction or diversionary disposal within the time period covered by the report.

What counts as a first or further offence?

An offence is defined as a ‘first offence’ if it results in the offender receiving their first diversion, warning, caution or conviction – i.e. they have no previous criminal record in Northern Ireland. Offences resulting in further diversions, warnings, cautions or convictions are known as ‘further offences’, since the offender already has a recorded criminal history.

Where an offender has had a diversion imposed, been warned, cautioned or convicted of several offences on the same occasion, only one offence, the principal offence, is counted (whether this is in relation to a first offence or, for the purposes of this bulletin, to a further offence). The basis for selection of the principal offence is laid down in rules issued by the Home Office; the Department of Justice has developed a [methodology](#) applicable to Northern Ireland based on these.

Out of court disposals not taken into account in this bulletin are Penalty Notices for disorder (PNDs). PNDs are a fixed penalty designed to tackle low-level, anti-social and nuisance offending for offenders aged 18 and over and are issued for a range of minor offences. They were introduced in Northern Ireland on the 6th June 2012 as a result of the Justice Act (Northern Ireland) 2011. PNDs provide police with a swift financial punishment to deal with misbehaviour and a practical deterrent to future re-offending. However, they do not require an admission of guilt and do not form part of an individual's criminal record. Further information on PNDs can be accessed at the [Nldirect website](#).

Data source and Coverage

The data used in this bulletin were taken from the Causeway Data Sharing Mechanism (DSM1). They were extracted primarily based on records contained on the Criminal Records Viewer (CRV). The CRV is held on Causeway and utilises data which originated in the Police Service of Northern Ireland, Public Prosecution Service and from Northern Ireland Courts and Tribunals Service. Causeway is an interconnected information system, launched as a joint undertaking by the Criminal Justice Organisations in Northern Ireland.

Full details of data relevance, accuracy, timeliness, accessibility, coherence, user need, cost and confidentiality is available in the [accompanying background quality](#) report. Details of the data quality checks and processes that DoJ has in place are available in the [Quality Assurance of Administrative Data \(QAAD\)](#) document on the DoJ website.

Interpreting the data

Figures for first time entrants to the justice system in Northern Ireland, as reported in this bulletin, are based on those who have had a conviction at any time since 1960 and those who had either a conviction or a diversionary disposal since the implementation of the Causeway system DSM1, in December 2009. This means that the reported rate of first offences may be slightly higher than the actuality, as, in some cases, first offences would have been dealt with by means of diversionary disposal, information on which is not available prior to the introduction of DSM1. However, any likely impact of this statistical effect should lessen with the passing of time.

In this publication, first offences dealt with by conviction are distinct from those instances counted as a first conviction. This is because an individual receiving a first conviction may have previously been dealt with within the justice system by way of diversion. The following table compares first offences where a conviction has been imposed in 2019/20 with those cases of first convictions where diversions previously received have not been taken into consideration. The difference between the two rates is explained by the inclusion of diversions information for those cases where a diversion was an offender's first true contact with the justice system.

First convictions and first offences dealt with by conviction, 2019/20

First convictions	First offence dealt with by conviction	All convictions	First convictions as percentage of all convictions	First offences as percentage of all convictions
6,623	5,561	24,957	26.5%	22.3%