



Ministry
of Justice

Guide to proven reoffending statistics

Published May 2021

Contents

| | |
|--|-----------|
| Contents | 2 |
| 1. Introduction | 3 |
| 2. Measuring reoffending | 6 |
| 2.1. Definitions for the measurement of proven reoffending..... | 7 |
| 2.2. Definitions for the measurement of final proven reoffending for CRCs and the NPS | 17 |
| 3.2. Comparing the effectiveness of sentences..... | 25 |
| 4 Data sources and quality | 26 |
| 3.1 Police National Computer data (PNC)..... | 27 |
| 3.2 Probation data (nDelius)..... | 28 |
| 3.3 Prisons data | 29 |
| 3.4 Young offenders in secure accommodation | 30 |
| 3.5 Data processing and analysis | 30 |
| 3.6 Matching offender records for proven reoffending..... | 31 |
| 4 Confidentiality | 36 |
| 5 Revisions policy | 37 |
| 6 Users | 39 |
| Appendix A: Glossary of terms | 40 |
| A.1. Reoffending..... | 40 |
| A.2. Disposal (sentence type)..... | 41 |
| A.3. Pre-Criminal Justice Act (CJA) 2003 Court Orders – Community sentences..... | 42 |
| A.4. Youth disposal (sentence type) | 43 |
| A.5. First-tier penalties..... | 43 |
| A.6. Miscellaneous terms..... | 45 |
| Appendix B: Explanatory notes | 47 |
| Contact details | 48 |

1. Introduction

Proven reoffending statistics are designated as National Statistics as they are produced to the standards specified in the Code of Practice for Official Statistics.

The main statistics in this publication are based on quarterly offender cohorts, with tables and data tools also provided for annual offender cohorts. Each quarter, the latest offender cohort period for which proven reoffending has been measured will be published, so statistics will relate to the quarters ending March, June, September and December.

Proven reoffending statistics are usually released in January, April, July and October of each year. The January release represents the annual edition and contains additional outputs which provide more detailed data breakdowns. However, due to the late delivery of data, in addition to the latest lockdown as a result of the COVID19 pandemic, delays have occurred in the production of the Police National Computer (PNC) data extracts required for producing proven reoffending statistics; this has meant that the latest annual edition of the *Proven reoffending statistics quarterly bulletin* (i.e. covering the reporting period for the January to March 2019 offender cohort) is being released in May 2021, later than originally scheduled.

This document provides a comprehensive guide to the quarterly proven reoffending statistics bulletin. It covers:

- The concepts and definitions published in the Ministry of Justice (MoJ) statistics
- How proven reoffending is measured, and the counting procedures used to compile the statistics
- An explanation of the data sources and quality
- Revisions policy
- The users of the proven reoffending quarterly bulletin

This guide also provides details of Payment by Results (PbR) statistics and how these are compiled. These statistics are designated as Official Statistics and cover proven reoffending figures specifically for adult offenders being managed in the community in England and Wales by Community Rehabilitation Companies (CRCs) under PbR arrangements, and by the National Probation Service (NPS). As with the *Proven reoffending statistics quarterly bulletin*, the annual edition of the *Final proven reoffending statistics for Community Rehabilitation Companies and the National Probation Service* (i.e. covering the reporting period for the January to March 2019 offender cohort) is also being released in May 2021, later than originally scheduled.

Changes to the proven reoffending measure

In February 2015, various reforms to the management and rehabilitation of offenders in the community in England and Wales were introduced.¹ These included:

- Opening up the market to a diverse range of rehabilitation providers from the private, voluntary and social sectors through 21 CRCs.
- Using a ‘payment by results’ approach to develop and implement effective ways of rehabilitating offenders and rewarding providers that devise and deliver the most effective rehabilitation programmes.
- Extending statutory rehabilitation to offenders, released from a short custodial prison sentence, who have the highest reoffending rates and yet previously received no supervision after release.
- Reorganising the prisons to resettle offenders ‘through the gate’,² with continuous support from custody to community.
- Creating a new public sector NPS to manage high-risk offenders.

Following implementation of these reforms, a public consultation was run in summer 2015, proposing various changes to the proven reoffending National Statistics in order to support the reforms to the system. This also ensured that the MoJ continued to meet its commitment of statistical best practice by giving a coherent overview of all statistics relating to reoffending.

Proven reoffending statistics are now based on the new methodology, as announced in April 2016 in the [response to consultation on changes to proven reoffending statistics](#)³ in April 2016. The main changes to the methodology are:

- **Changing to a three-month cohort** instead of the previous twelve-month cohort. The publication reports on offenders who are released from custody, received a non-custodial conviction at court, or received a caution within a three-month period, for all measures of reoffending, including for juveniles.
- Production of **adjusted reoffending rates** for adults (alongside the raw rates), using the Offender Group Reconviction Scale (OGRS4/G) to take account of the influence that differences in offender mix can have on the binary reoffending rates.
- A change from **calendar year to financial year for annual figures**. Annual figures are formed by taking the sum of the four three-month offender cohorts.

¹ www.gov.uk/government/collections/transforming-rehabilitation

²

https://assets.publishing.service.gov.uk/government/uploads/system/uploads/attachment_data/file/387795/target-operating-model-3.pdf

³

https://assets.publishing.service.gov.uk/government/uploads/system/uploads/attachment_data/file/519644/proven-reoffending-consultation-response.pdf

Figures for financial year 2017/18 (i.e. April 2017 to March 2018) are published in January 2020. The next annual figures (i.e. 2018/19) will be published in January 2021.

In addition, **the data source** used to compile the statistics has changed from October 2015 following probation services reforms. For more information on the impact of these changes please see [How the measure of proven reoffending has changed and the effect of these changes](#).⁴

⁴ www.gov.uk/government/statistics/proven-reoffending-statistics-october-2015-to-december-2015

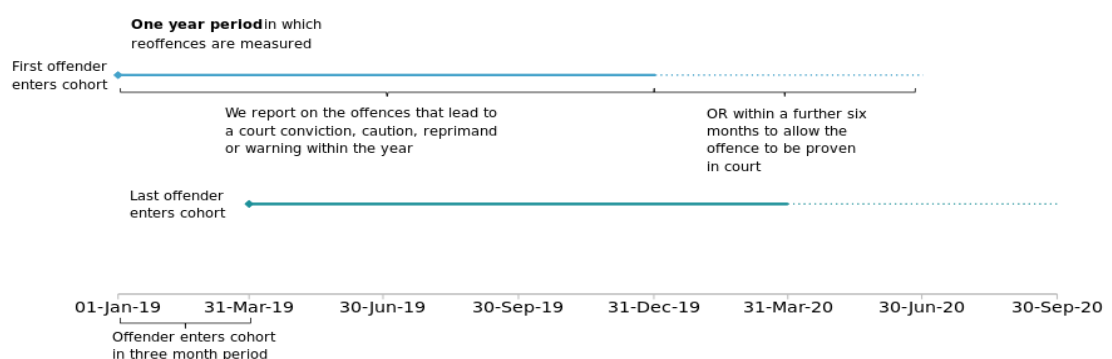
2. Measuring reoffending

The underlying principle of measuring reoffending (or recidivism, which is the most commonly used term internationally) is that someone who has received some form of criminal justice sanction (such as a conviction or a caution) goes on to commit another offence within a set time period.

Measuring true reoffending is difficult. Official records are taken from either the police or courts, but they will underestimate the true level of reoffending because only a proportion of crime is detected and sanctioned and not all crimes and sanctions are recorded on one central system. Other methods of measuring reoffending, such as self-report studies, are likely to also underestimate the rate.

Following the MoJ *Consultation on Improvements to Ministry of Justice Statistics*, a **proven reoffence** is defined as any offence committed in a one-year follow-up period that resulted in a court conviction or caution in this timeframe or a further six month waiting period (to allow time for cases to progress through the courts), as shown in the diagram below. The data source for reoffences is an extract of the Police National Computer (PNC) held by the MoJ.

For example, an offender enters the cohort if they are released from custody, received a non-custodial conviction at court or received a caution in a given three-month period (the latest *Proven reoffending statistics bulletin* is based on the January to March 2019 offender cohort).



The group of offenders whose offending behaviour is proven are likely to be a subgroup of all active offenders. The *Offending, Crime and Justice Survey (2003)*⁵ estimated that around one in ten people in England and Wales aged between 10 and 65 had committed an offence in the previous 12 months, which translates into approximately 3.8 million people. This compares to around 629,000 offenders in the April 2005–March 2006⁶ cohort used to measure proven reoffending, underlining that the offenders whose proven reoffending behaviour is presented in the *Proven reoffending statistics quarterly bulletin* are a small and probably unrepresentative sample of the population of all active offenders.

Proven reoffending and offending histories statistics

As part of the [Criminal Justice System statistics collection](#), the Ministry of Justice (MoJ) also produces figures on offenders' criminal histories. It is important to understand the distinction between these statistics and the proven reoffending ones. Whilst proven reoffending measures subsequent crimes committed over 12 months by individuals who have offended during a particular time period, the offending criminal history measure focusses on the number of occasions on which an offender has previously received a conviction, caution or youth caution for any offence which has been recorded on the PNC, including some offences committed outside of England and Wales.

In addition, tables on offending histories primarily relate to cautioning or sentencing occasions recorded on the PNC for indictable offences, although some figures are for summary offences that are recorded by the police. Where an offender has been cautioned or sentenced on more than one occasion the offender's criminal history on each occasion has been included. Where an offender has been cautioned or sentenced on the same occasion for several offences it is the primary offence that has been presented.

2.1. Definitions for the measurement of proven reoffending

Quarterly cohort

This is the group of offenders for whom reoffending is measured. For the *Proven reoffending statistics quarterly bulletin*, this is defined as all offenders in a given three-month period who received a caution, a final warning or reprimand (for juveniles prior to April 2013), a non-custodial conviction or who were released from custody.

Offenders who were released from custody or secure accommodation (juveniles only) or commenced a court order are matched to the PNC database. A proportion of cases are lost in this process because they cannot be matched (see [section 3](#)

⁵ The Offending, Crime and Justice Survey (2003) was a random probability survey of 10,079 people aged from 10 to 65 and asked people about their offending history. Like any such survey, its accuracy is dependent upon the level of honesty with which respondents completed the survey.

⁶ This annual figure is formed by taking the sum of the four three-month offender cohorts within this financial year.

[Matching offender records for proven reoffending](#) below for further details).
Additionally, offenders who appear multiple times in the cohort are only counted once (see section [Multiple offender entries](#) below for further details).

Annual cohort

Annual figures are calculated by taking the sum of the four three-month offender cohorts in each year. Due to a data source change in October 2015 (see [section 3 Data sources and quality](#) for further details), users should be careful when using the April 2015 to March 2016 cohort and any subsequent annual figures to compare to the April 2014 to March 2015 cohort and earlier years.

Index disposal (i.e. sentence type)

The index disposal of the offender is the type of sentence the offender received for their index offence. For the *Proven reoffending statistics quarterly bulletin*, this is defined as those who were released from custody or who received a non-custodial conviction (i.e. court order, fine, or conditional or absolute discharge) or caution.

Reprimands and warnings for youths were abolished under Legal Aid Sentencing and Punishment of Offenders Act 2012 with effect from 8 April 2013 and replaced with youth cautions. However, given figures in the *Proven reoffending statistics quarterly bulletin* span the period prior to their abolition, the historic disposals do appear in the timeseries.

Index offence

The index offence is the proven offence that leads to an offender being included in the cohort. An offence is only counted as an index offence if it is:

- Recordable (see the definition [Proven reoffence](#) below)
- Committed in England and Wales
- Prosecuted by the police
- Not a breach offence

Start point (index date)

This is the point in time from when proven reoffences are measured. For the *Proven reoffending statistics quarterly bulletin*, this is defined as the date of prison release, the date of court conviction for non-custodial sentences, or the date of receipt for a caution, reprimand or final warning.

Follow-up period

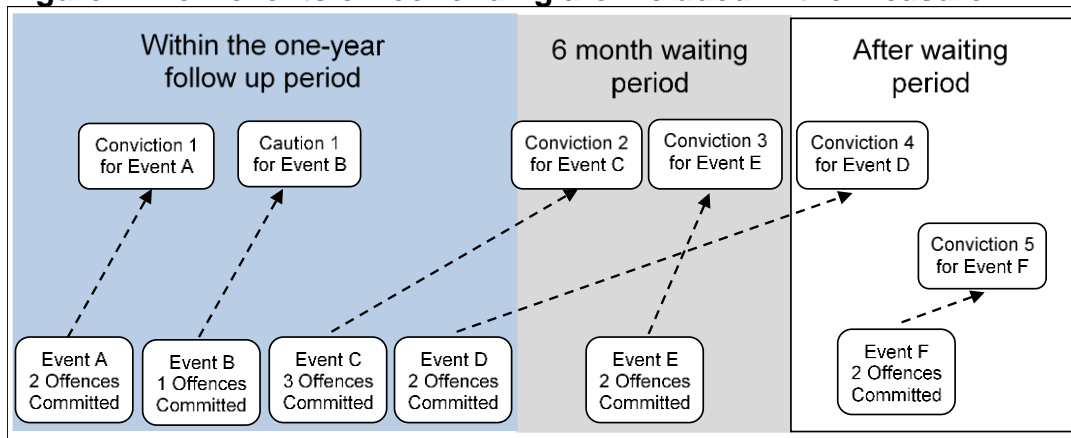
This is the length of time over which proven reoffending is measured. For the *Proven reoffending statistics quarterly bulletin*, this is defined as 12 months from the start point.

Waiting period

This is the additional time beyond the follow-up period to allow for offences which are committed towards the end of this timeframe to be proven by a court, resulting in a conviction, caution, reprimand or final warning. For the *Proven reoffending statistics quarterly bulletin*, this is six months.

Figure 1 illustrates why different offences for an example offender are included or excluded in the proven reoffending measure.

Figure 1: How events of reoffending are included in the measure?



Events A to D all occur in the one-year follow-up period, but events E and F are outside this period, so would not be counted. Events A to C are all counted because they were all proven within the one-year follow-up period or the further six-month waiting period. Event D would not be counted as the conviction happened outside of the one-year follow-up, or the six-month waiting period. The offender has, therefore, committed six proven offences during the one-year follow-up period (two for event A, one for event B and, three for event C).

Proven reoffence

Offences are counted as proven reoffences if they meet all of the following criteria:

- They are recordable. Not all offences are on the PNC, and more recordable offences than non-recordable offences are entered. Analysis comparing offences proven at court with offences recorded on the PNC suggests the most common offences that are not recorded relate to motor vehicles, e.g. using a motor vehicle whilst uninsured against third-party risks, speeding offences or keeping a vehicle on the highway without a driving licence, or television-licence-fee evasion.
- They were committed in England or Wales.
- They are offences that were prosecuted by the police. PNC data are collected and entered by the police, and offences prosecuted by the police are likely to be recorded more comprehensively on the PNC than offences prosecuted by other organisations. For example, benefit fraud is prosecuted by the Department for Work and Pensions. Therefore, benefit fraud offences may be poorly represented on the PNC.
- Offences are only counted if they are proven through caution and court convictions. Offences that are not proven, or which are met with other responses from the Criminal Justice System, are not counted. For context, although 5.7 million offences were recorded by the police in the year to September 2020, the Telephone-operated Crime Survey for England and

Wales (TCSEW), a wider measure of the experience of victimisation, estimated 11.7 million crimes took place in the same period.^{7, 8}

- The offence is not a breach offence, i.e. breach of a court order, since we are only interested in new offences.

If an offender commits multiple offences on the same day, each offence will be counted separately. For example, if an offender commits three offences on the same day, this will count as three reoffences.

OGRS4/G and the adjusted proven reoffending rates

As proven reoffending is related to the characteristics of offenders, the actual rate of proven reoffending will depend, in part, on the characteristics of offenders coming into the system. The actual reoffending rate provides users with sufficient information on what the level of reoffending is and how it is changing over time.

Additionally, though, the OGRS4/G has been used to adjust the raw reoffending rates for adults, to take account of the influence that differences in the offender mix can have on the binary reoffending rates. OGRS4/G uses age, gender and criminal history to assess the reoffending risk of a given group of offenders by producing a score between 0 and 1. These scores can be used to compare the relative likelihood of reoffending either over time or between different groups of offenders, with a higher score meaning a group of offenders are more likely to reoffend.

The adjusted proven reoffending rates (for adults only) are then calculated as the observed reoffending rate for a particular cohort plus any difference between the OGRS4/G score in that cohort and the 2011 baseline cohort.

OGRS4/G-adjusted rates are also used to determine PbR outcomes (see [section 2.2 Definitions for the measurement of final and interim proven reoffending for Community Rehabilitation Companies and the National Probation Service](#) for further details). The consultation response suggested using the Youth Offender Group Reconviction Scale to adjust the reoffending rate for juveniles. This has not proved possible to date, but this may be part of future work.

Multiple offender entries

Each offender is tracked over a fixed period of time and any proven offence committed in this period is counted as a proven reoffence. A multiple offender entry refers to an offender who, after entering the cohort in a three-month period, commits a reoffence and is either cautioned, released from prison or gets a non-custodial

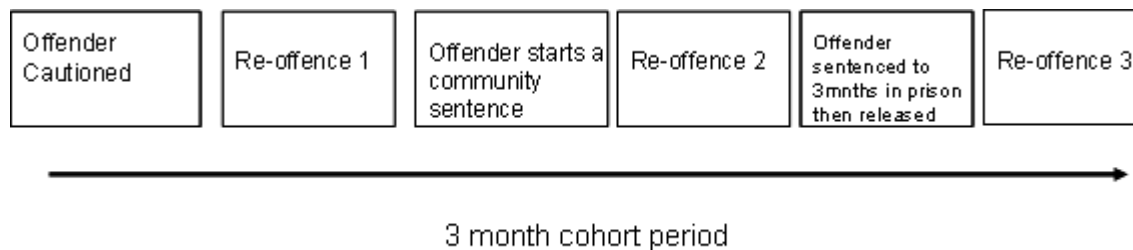
7

<https://www.ons.gov.uk/peoplepopulationandcommunity/crimeandjustice/bulletins/crimeinenglandandwales/yearendingseptember2020>

⁸ To note, Crime Survey for England and Wales is a victimisation survey and does not cover all crime types recorded by the police.

conviction in the same period (figure 2). This reoffence could also be included as a second entry for this offender into the cohort.

Figure 2: Example of an offender with multiple offender entries



To date, publications have avoided the double counting of these multiple offender entries (MOE) by only counting an individual once based on their first proven offence in the relevant time period. In the illustration above, the caution would be counted as the index disposal and the further two proven offences would be counted as reoffences. This avoids double counting of proven offenders.

Since the change from a 12-month to a three-month cohort, annual cohorts are formed by combining the four quarterly cohorts of the relevant year. An individual offender can, therefore, appear up to four times within a single annual cohort (one from each quarter). This can lead to an increase of reoffending rates for the annual cohort compared to the old methodology based on a 12-month cohort, since prolific offenders may be counted multiple times.

Additionally, since any individual three-month cohort contains fewer offenders than a 12-month cohort would, three-month cohorts are subject to greater statistical fluctuations. Therefore, their results are likely to vary more than those of 12-month cohorts.

Measures of proven reoffending

Proven reoffending data in the tables are presented in the following ways:

- Number of offenders
- Number of proven reoffenders
- Number of proven reoffences
- Proportion of offenders who are proven reoffenders (i.e. proportion of offenders who reoffend)
- Adjusted proven reoffending rate for adults
- OGRS4/G average score for adults
- Average number of proven reoffences among reoffenders (i.e. the average number of reoffences per reoffender)
- Proportion of proven offenders who committed a proven indictable reoffence

Publication tables

Main proven reoffending quarterly data tables

The main quarterly tables are broken into three main sections:

- 'A' tables provide information based on and about the offender, including demographics and offending history
- 'B' tables provide information based on and about the reoffences, such as their severity, when they occurred and what main reoffence group they fall into
- 'C' tables focus on disposal type and length

For many tables there is an 'a' table for adults and a 'b' table for juveniles. 'A', 'B' and 'C' tables use different methodologies so care must be taken when performing any calculations using data from different sections.

'A' and 'B' tables

The main tables (tables A1 to A7 and B1 to B4) in the *Proven reoffending statistics quarterly bulletin* have been produced based on the 'first proven offence in the relevant time period', which led to an offender being included in the cohort. This provides a picture of proven reoffending which tracks an offender, irrespective of the disposal they receive, to when they commit a proven reoffence.

Table 1 below shows the number of offenders in each cohort period by their number of entries.

The number of offenders with multiple entries has remained fairly constant over time; the proportion of the total that had multiple offender entries has remained around 5% to 7% between April 2005–March 2006 and April 2015–March 2016.

Table 1: Number of offenders and their respective number of entries for the April 2005 – March 2006 to April 2015 – March 2016 cohorts^{9, 10}

| | | | | | | | | | | | New Data Source |
|----------------------------------|-----------------------------|-----------------------------|-----------------------------|-----------------------------|-----------------------------|-----------------------------|-----------------------------|-----------------------------|-----------------------------|------------------------------|-----------------------------|
| Multiple Offender Entries | Apr 2005 to Mar 2006 | Apr 2006 to Mar 2007 | Apr 2007 to Mar 2008 | Apr 2008 to Mar 2009 | Apr 2009 to Mar 2010 | Apr 2010 to Mar 2011 | Apr 2011 to Mar 2012 | Apr 2012 to Mar 2013 | Apr 2013 to Mar 2014 | Apr 2014 to Mar 2015: | Apr 2015 to Mar 2016 |
| 1 | 779,954 | 811,882 | 825,173 | 789,751 | 738,014 | 693,243 | 650,559 | 586,211 | 557,904 | 520,162 | 487,522 |
| 2x | 42,053 | 43,298 | 46,096 | 46,110 | 44,292 | 44,596 | 42,817 | 36,295 | 35,284 | 32,083 | 30,965 |
| 3x | 4,240 | 4,116 | 4,838 | 5,124 | 5,147 | 5,514 | 5,584 | 4,745 | 4,656 | 4,264 | 3,842 |
| 4x | 643 | 660 | 772 | 893 | 1,044 | 1,042 | 1,088 | 920 | 916 | 775 | 692 |
| 5x | 155 | 172 | 194 | 243 | 239 | 274 | 290 | 243 | 234 | 203 | 140 |
| 6 - 10x | 127 | 113 | 107 | 161 | 170 | 165 | 142 | 145 | 121 | 100 | 74 |
| Greater than 10x | 9 | 5 | 13 | 12 | 7 | 14 | 11 | 2 | 12 | 9 | 2 |
| Total MOEs | 47,227 | 48,364 | 52,020 | 52,543 | 50,899 | 51,605 | 49,932 | 42,350 | 41,223 | 37,434 | 35,715 |
| % of total cohort (pp) | 5.7 | 5.6 | 5.9 | 6.2 | 6.5 | 6.9 | 7.1 | 6.7 | 6.9 | 6.7 | 6.8 |
| Cohort | 827,181 | 860,246 | 877,193 | 842,294 | 788,913 | 744,848 | 700,491 | 628,561 | 599,127 | 557,596 | 523,237 |

⁹ Annual cohorts are currently available up to April 2018 to March 2019 and are formed by the sum of the four three-month offender cohorts in each financial year.

¹⁰ There is a data source change in the middle of 2015/16 and, therefore, users should be careful when using this figure to compare to previous years.

‘C’ tables

To measure proven reoffending on a consistent and representative basis by offender management groups, it is necessary to distinguish between the disposal types, i.e. sentence types, that led to an offender being included. Doing this allows the cohort to be defined according to the relative start point of an offender’s interaction with the prison (released from custody) or probation services (court order commencement).

Tables C1–C2 in the quarterly tables provide reoffending data by disposal types. These are produced based on an individual’s first disposal in that category. In figure 2 above, the individual could appear once in the caution category, once in the community order category and once in the custody category. These tables include an overall prison and probation proven reoffending rate.

These figures should not be used when comparing proven reoffending rates across different disposals to compare effectiveness of sentences. Instead, the [2013 Compendium of reoffending statistics and analysis](#)¹¹ publication should be referred to, as this analysis controls for offender characteristics in order to give a more reliable estimate of the relative effectiveness of different disposals (also see [section 2.3 Comparing the effectiveness of sentences](#)). However, please note that statistics published in the *Compendium of reoffending statistics and analysis* publication are based on the previous reoffending methodology, and so are not directly comparable with the figures published alongside this guide.

Geographical data tool

Annual figures for geographical breakdowns are also published each quarter. Some of the geographical breakdowns provided would not be possible with quarterly data due to small cohort sizes. They are presented on a rolling year basis and allow comparisons across years without the variability of the quarterly data. However, given the change in data source from October 2015 onwards, users should be cautious when making any comparisons between cohorts before and after this period.

Other data tools

The following set of data tools are published annually and are included in the January edition of the *Proven reoffending statistics quarterly bulletin*:

- Proven reoffending tables (annual average), providing the same breakdowns as the quarterly tables but based on the four quarterly cohorts within each financial year
- Overview data tool, allowing further breakdowns by demographics and offending history
- Index disposal data tool providing additional breakdowns by disposal type
- Prison/youth secure accommodation/probation region data tool providing reoffending rates by individual establishment and probation region. These are

¹¹ www.gov.uk/government/statistics/2013-compendium-of-re-offending-statistics-and-analysis

produced based on an individual's first disposal from each specified prison or probation region. If the individual offender is discharged from two different prisons in the year, they will appear in both of those prisons' reoffending rates. The same applies for offenders commencing court orders in more than one probation region within the year. This is to allow prisons and probation services to track their caseload of offenders. Due to data quality issues, prisons data is only available until September 2015. However, work is ongoing to improve the quality of this information, with the aim of resuming production in the future.

2.2 Definitions for the measurement of final proven reoffending for CRCs and the NPS

The Transforming Rehabilitation¹² reforms included opening up the probation service to a diverse range of rehabilitation providers from the private, voluntary and social sectors through 21 CRCs and creating a new public sector NPS to manage high-risk offenders.

A PbR approach was adopted for the 21 CRCs to develop and implement effective ways of rehabilitating offenders and reward providers that devise and deliver effective rehabilitation programmes.

Final reoffending results for the CRC PbR offender cohorts are based on a **one-year proven reoffending measure**. The October 2017 publication was the first to feature one-year proven reoffending statistics for PbR and these continue to be published on a quarterly basis.

To allow CRCs' progress to be assessed before final results are available, the MoJ has also previously published interim reoffending results. These estimates have been based on a reoffending-to-date measure and have provided a broad indication only of progress. Equivalent interim figures for the NPS divisions have also previously been produced. However, as the demand increases for statistics and data to measure the impact of the COVID-19 pandemic, the MoJ has had to change its data gathering and release practices, focusing efforts on priority analysis and statistics. Our statement at www.gov.uk/government/organisations/ministry-of-justice/about/statistics explains this further. We have, therefore, decided to discontinue production of interim proven reoffending statistics as provided for each cohort.

The following two reoffending measures are used to assess CRC and NPS performance:

- The **binary** rate (proportion of offenders who reoffend)
- The **frequency** rate (the average number of reoffences per reoffender)

The binary rate for each CRC is subject to an adjustment for changes in the case mix of offenders being supervised, using the OGRS4/G to allow performance to be assessed against the baseline year 2011.¹³ This is referred to as the **OGRS4/G-adjusted binary reoffending rate**.

Owing to CRC contract variations that were announced in 2018, two changes have been made to the binary and frequency measures, for assessing CRC performance:

¹² www.gov.uk/government/collections/transforming-rehabilitation

¹³ The 2011 PbR baselines and associated methodology documents are available at: www.gov.uk/government/collections/transforming-rehabilitation

1. An additional adjustment has been made to the **OGRS4/G-adjusted binary reoffending rate** to account for a change in the data source in October 2015, as explained in the published technical note.¹⁴
2. As announced in the ‘Strengthening probation, building confidence’ consultation document,¹⁵ the baseline year, against which CRC performance on the frequency of reoffending is compared, has now changed. All CRCs are now compared against a 2015/16 baseline, except for Merseyside CRC, which has retained the 2011 baseline.

Both adjustments have been applied retrospectively to all CRC cohorts from October 2015 onwards. To aid the user, and in the interests of transparency, we publish the actual binary rates in the tables before any adjustments alongside the **OGRS4/G-adjusted binary rates** and the **2018 contract-adjusted binary rates**. Further information on these changes is available in the [Changes to the CRC contracts](#) section below.

Note that results for the NPS have not changed since they are not compared against a baseline threshold in the same way.

Cohort

This is the group of offenders for whom reoffending is measured. For the *Final proven reoffending statistics for Community Rehabilitation Companies and the National Probation Service* bulletin, this is defined as all adult offenders in any one quarter (April to June, July to September, October to December, January to March) who began a court order (i.e. community order or suspended sentence order) or who were released from custody. For CRC proven reoffending, this group represents the **eligible cohort**.

Offenders who were released from custody or commenced a court order are matched to the PNC database. A small proportion of cases cannot be matched to the PNC and are, therefore, excluded from any further analysis. See [section 3.6 Matching offender records for proven reoffending](#) for further details on the matching procedure. For CRC proven reoffending, **eligible** offenders that can be matched to the PNC database represent the **measurable cohort**. This is the group for whom reoffending can be measured.

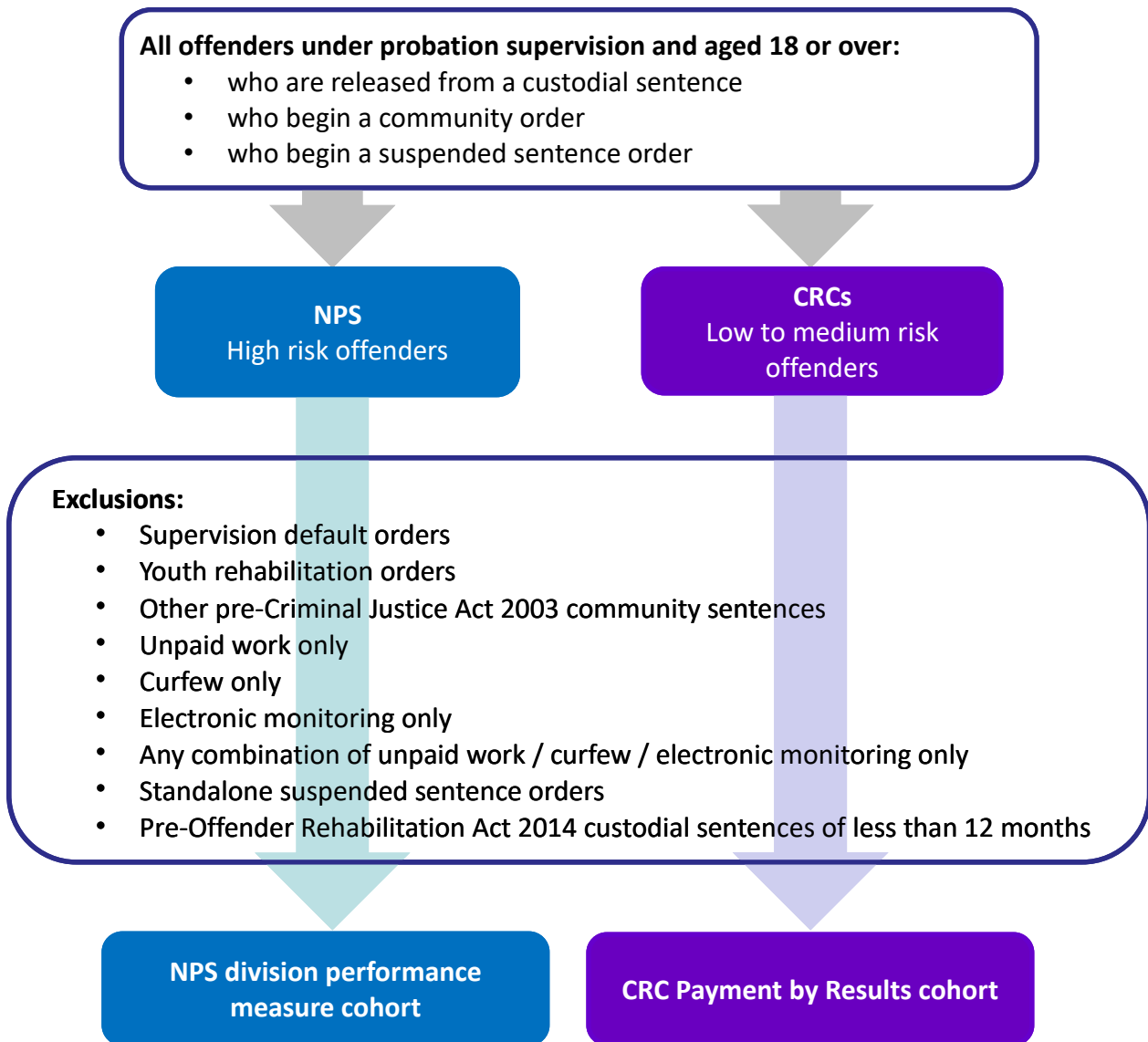
Offenders who appear multiple times in the cohort are only included once (see the section below titled [Multiple offender entries](#) for further details).

Offenders are only included in a CRC’s PbR cohort the first time they commence an eligible sentence (see below for exclusions) in the three-month period. The same methodology will be used for each NPS division’s proven reoffending performance measure.

¹⁴ www.gov.uk/government/publications/changes-to-community-rehabilitation-companies-contracts

¹⁵ consult.justice.gov.uk/hm-prisons-and-probation/strengthening-probation-building-confidence

Figure 3: Which offenders are included/excluded from the PbR cohort?



Matching to the PNC

See [section 3.6 Matching offender records for proven reoffending](#) for details on the matching procedure.

Index offence

The index offence is the proven offence that leads to an offender being included in the cohort. An offence is only counted as an index offence if it meets all the criteria below:

- Recordable (see below)
- Committed in England and Wales
- Prosecuted by the police
- Not a breach offence

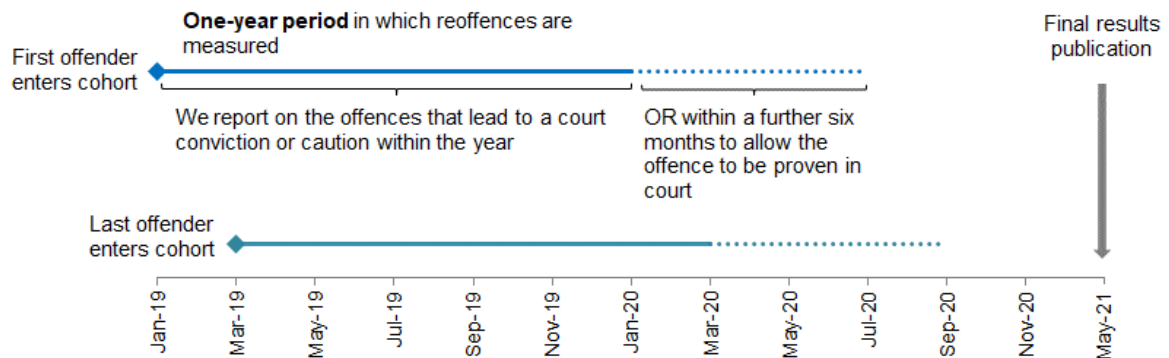
Start point (index date)

This is the set point in time from when proven reoffences are measured. For the *Final proven reoffending statistics for CRCs and NPS quarterly* bulletin, this is defined as the date of prison release or the date of sentence for court orders.

Follow-up period for final results

The final reoffending results for the CRC and NPS offender cohorts will be based on a **one-year proven reoffending measure**. One-year proven reoffending is defined as any offence committed in a one-year follow-up period that leads to a court conviction or caution in the one-year follow-up period or within a further six-month waiting period to allow the offence to be proven in court, as shown in the diagrams below.

January to March 2019¹⁶



Proven reoffence

See definition in the section above on the [measurement of proven reoffending](#).

Measures of final proven reoffending

Final proven reoffending data include:

- The OGRS4/G-adjusted proportion of offenders in the measurable cohort who are proven reoffenders
- The 2018 contract-adjusted proportion of offenders in the measurable cohort who are proven reoffenders

Multiple offender entries

Each individual offender is allocated to a **quarterly** cohort once only, based on their first eligible entry in a given quarter. However, for the final results, **annual** cohorts will be formed by combining the four quarterly cohorts of the relevant year. It will, therefore, be possible for an individual offender to appear up to four times within a single annual cohort (one from each quarter).

Proven reoffending by CRCs and NPS divisions

An offender can move within the three-month cohort period, and supervision can be transferred to another CRC provider. Also, supervision of an offender can be transferred from a CRC to a NPS division if a high-risk offence is committed within the three months. If an offender is managed by more than one CRC or NPS division within the same three-month cohort period, reoffending is measured against the first CRC or NPS division which the offender is allocated to.

¹⁶ Due to delays in receipt of the data and limited access to the Police National Computer as a result of the COVID-19 pandemic, this release was postponed from an originally scheduled date of 28 January 2021.

OGRS4/G

For the final binary reoffending results, CRCs' performance in reducing reoffending will be assessed against the baseline year of 2011. As proven reoffending is related to the characteristics of offenders, the actual rate of proven reoffending will depend, in part, on the characteristics of offenders coming into the system. This actual rate provides users with sufficient information on what the level of reoffending is and how it is changing over time.

In addition to the actual rate, OGRS4/G¹⁷ is used to control for some differences in offender characteristics across different offender groups. OGRS4/G is based on a well-established, peer-reviewed methodology for assessing and representing reoffending risk.¹⁸

OGRS4/G uses age, gender and criminal history to assess the reoffending risk of a given group of offenders by producing a score between 0 and 1. These scores can be used to compare the relative likelihood of reoffending either over time or between different groups of offenders, with a higher score meaning a group of offenders is more likely to reoffend.

For the final reoffending results, the reoffending rate for each CRC will be adjusted by using OGRS4/G to take account of the influence that differences in offender mix can have on binary rates. OGRS4/G-adjusted rates will be used to determine final PbR outcomes. The frequency rate will not be adjusted.

The OGRS4/G-adjusted reoffending rate for a given CRC cohort will be calculated as the observed reoffending rate for that cohort plus any difference between the OGRS4/G score in that cohort and the 2011 baseline cohort for that CRC. This calculation standardises the mix of offenders in each cohort of a given CRC to the 2011 mix for that same CRC.

Changes to the CRC contracts

Adjustment to the binary result

1. The data source for offender starts in each PbR cohort changed between the procurement process for CRC contracts and the measurement of outcomes for the first PbR cohort: moving from pNOMIS (prison releases) and Form 20 (community order / suspended sentence starts) to nDelius (the case management system for probation).

¹⁷ For further details on OGRS4 see Chapter 8 of the publication at: www.gov.uk/government/uploads/system/uploads/attachment_data/file/449357/research-analysis-offender-assessment-system.pdf

¹⁸ For further details on how to access the OGRS4 methodology, please contact the Crown Copyright and Licences team within the HM Prison and Probation Service at crowncopyright@noms.gsi.gov.uk

2. The Ministry of Justice explored the reoffending results, and found a difference in the overall binary reoffending measures resulting from the change in the data source.¹⁹ Further analysis found this would have had a subsequent impact on the PbR mechanism, i.e. the “adjusted” binary rate that incorporates ORGS4/G adjustments.
3. As a consequence, the Ministry of Justice decided to make an adjustment to the binary reoffending rate for all CRCs. The adjustment is a reduction in the binary reoffending rate of 0.44 percentage points. Further information on the data source adjustment and the analysis is available in the PbR technical note.²⁰

Adjustment to the frequency result

1. In July 2018, the Ministry of Justice launched a public consultation about the future of probation services.²¹ In order to stabilise probation delivery in the immediate term, the Ministry of Justice announced an adjustment to the baseline year against which we compare performance on the frequency of reoffending. This was to better reflect the performance of providers since contracts began.
2. As a result, all CRCs are now compared against a 2015/16 frequency baseline, except for Merseyside which has retained its 2011 baseline.

Both the adjustment to the frequency and binary measures has been applied retrospectively to all CRC cohorts from October 2015 onwards.

Publication timetable

Proven reoffending statistics for CRCs and the NPS are usually released in January, April, July and October of each year. The January release represents the annual edition and contains additional outputs which provide more detailed data breakdowns. However, due to the late delivery of data, in addition to the latest lockdown as a result of the COVID-19 pandemic, delays have occurred in the production of the PNC data extracts required for producing proven reoffending statistics; this has meant that the latest annual edition of the proven reoffending statistics for CRCs and the NPS (i.e. covering the reporting period for the January to March 2019 offender cohort) is being released in May 2021, later than originally scheduled. The reporting period covered in the publication scheduled for release in July 2021 will be confirmed in due course.

¹⁹ www.gov.uk/government/uploads/system/uploads/attachment_data/file/658380/how-the-measure-of-reoffending-has-changed-and-the-effect-of-these-changes.pdf

²⁰ www.gov.uk/government/publications/changes-to-community-rehabilitation-companies-contracts

²¹ consult.justice.gov.uk/hm-prisons-and-probation/strengthening-probation-building-confidence/

Table 2 below set outs the current publication timetable of final results.

Table 2: Publication timetable of final results for CRCs and NPS divisions

| Publication date | Cohort |
|-------------------------|----------------------------|
| May 2021 | Jan19 to Mar19 and 2018/19 |
| To be confirmed | Apr19 to Jun19 |
| To be confirmed | Jul19 to Sep19 |
| October 2021 | Oct19 to Dec19 |

3.2 Comparing the effectiveness of sentences

Proven reoffending rates by disposal (sentence type) should not be compared to assess the effectiveness of sentences, as there is no control for known differences in offender characteristics and the type of sentence given.

The report [Impact of short custodial sentences, community orders and suspended sentence orders on reoffending](#)²² compares like for like offenders, which enables a more reliable comparison of proven reoffending rates between offenders receiving different sentences.

In the [2013 Compendium of reoffending statistics and analysis](#),²³ suspended sentence orders had a lower reoffending rate than matched offenders given community orders (3.2 percentage points for 2010).

Other non-custodial sentences are compared in annex D of the [Proven reoffending statistics quarterly bulletin, January to December 2014, England and Wales](#).²⁴

²² www.gov.uk/government/publications/impact-of-short-custodial-sentences-community-orders-and-suspended-sentence-orders-on-reoffending

²³ www.gov.uk/government/statistics/2013-compendium-of-re-offending-statistics-and-analysis

²⁴ https://assets.publishing.service.gov.uk/government/uploads/system/uploads/attachment_data/file/563185/proven-reoffending-2014.pdf

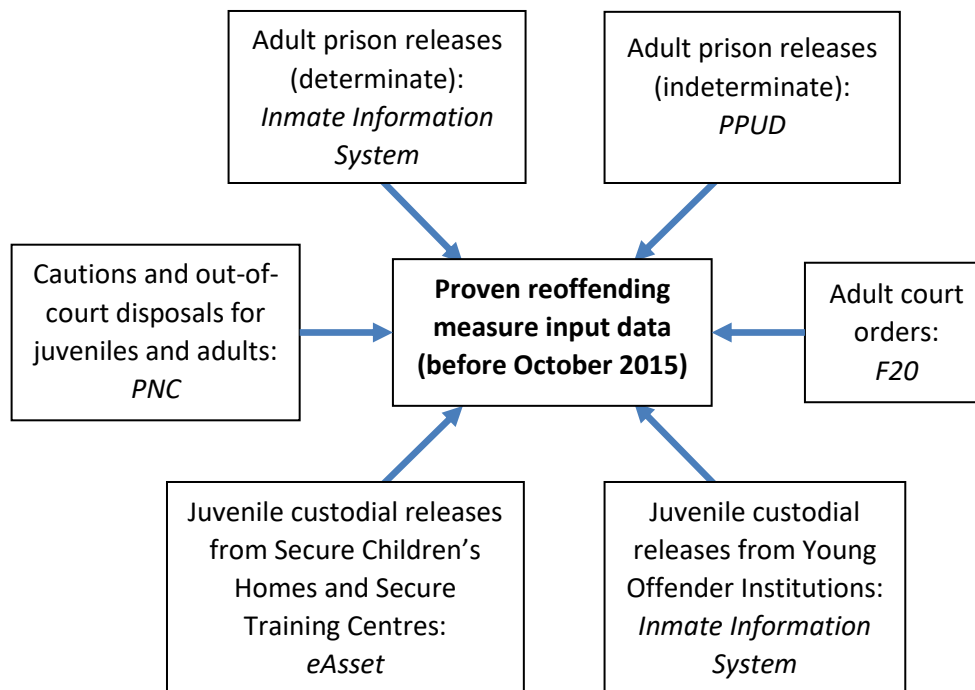
4 Data sources and quality

The data required for measuring proven reoffending are based on a range of sources (including prison data, probation data, and criminal records from the Police National Computer) from a range of agencies (Her Majesty's Prison and Probation Service,²⁵ the Youth Justice Board and the Home Office). These figures have been derived from administrative IT systems that, as with any large-scale recording system, are subject to possible errors with data entry and processing.

The diagram below shows the data sources used to compile the proven reoffending statistics up until the September 2015 cohort (before the October 2017 publication), and those used for the October 2015 cohort onwards (i.e. the October 2017 publication and onwards).

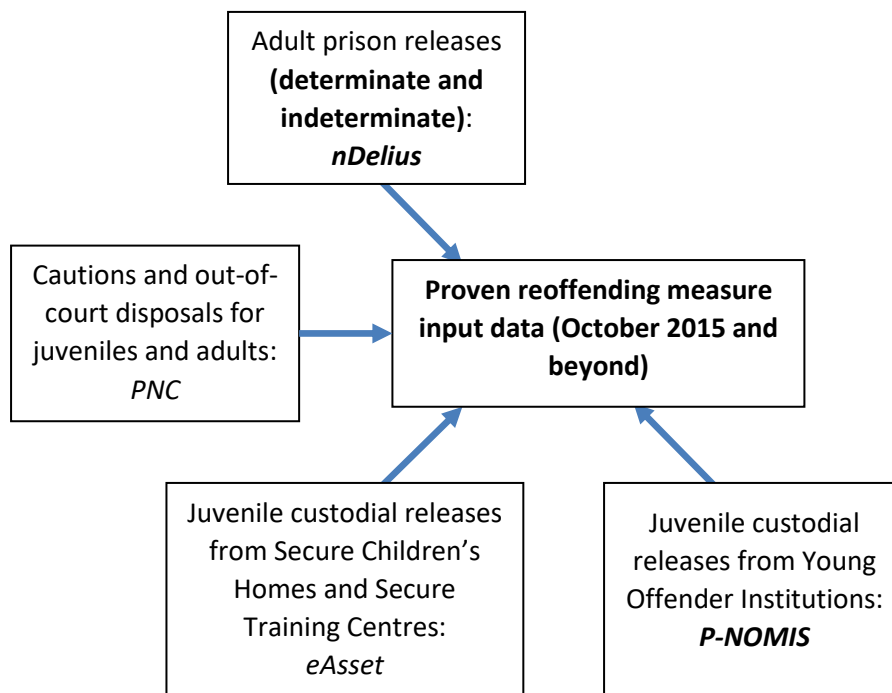
Data sources used to compile proven reoffending statistics

Before October 2015



²⁵ Formerly known as the National Offender Management Service (NOMS).

October 2015 and beyond



3.1 Police National Computer data (PNC)

Information regarding the proven reoffending behaviour of offenders has been compiled using the Ministry of Justice's extract from the PNC. The process involves matching offender details from the prison and probation data to the personal details recorded on the PNC. Like any large-scale recording system, the PNC is subject to errors with data entry and recording. The PNC is regularly updated so that further analysis at a later date will generate revised figures.

The quality of the information recorded on the PNC is generally assumed to be relatively high, as it is an operational system on which the police depend, but analysis can reveal errors that are typical when handling administrative datasets of this scale. Since the PNC is a unique data source, it is difficult to draw comparisons with other sources that would allow us to estimate the proportion of erroneous or missing records.

However, a number of improvements are routinely carried out:

- Updates to the coding and classification of offences and court disposals, including the reduction of un-coded offences, the reduction in the use of miscellaneous offence codes and the clarification of the coding of breach offences.
- Updates to the methods used to identify the primary offence, where several offences are dealt with on the same occasion, and to the methods used to identify the primary disposal, where an offence attracts more than one court disposal.

- removal of some duplication of records within the database to improve the efficiency and reliability of the matching process.

Furthermore, work was undertaken in the summer of 2019 to reconstruct and expand the Ministry of Justice's extract of the PNC to include additional information covering many years. This upgrade will allow our statisticians to improve the breadth of analysis going forward and quality assurance work carried out on the suitability of the updated PNC dataset for proven reoffending statistics and PbR statistics has not identified any concerns.

3.2 Probation data (nDelius)

From June 2014, the Transforming Rehabilitation programme was launched, which changed the way offenders are managed in the community. Management of offenders serving their sentence in the community has been split into two groups: high-risk offenders are managed by the NPS, and low- to medium-risk offenders are managed by CRCs.

To support the implementation of these reforms, the Ministry of Justice also introduced IT changes through the national Delius (nDelius) system for recording the flow of offenders released from prison and starting community sentences. The nDelius system also identifies whether an offender is managed by a CRC or the NPS after being sentenced.

From October 2015, proven reoffending statistics have been compiled using data from the nDelius system. This is for all adult offenders discharged from custody (determinate and indeterminate sentences) and for those managed in the community.

The quality of the information recorded on the probation data is generally assumed to be relatively high, as it is a direct extract from an operational system upon which the probation service depends for managing offenders locally. The extract consists of a small number of key fields for which completion is mandatory. Proven reoffending statistics have been compiled using nDelius data from October 2015 cohorts onwards, and as with any large-scale recording system, it is subject to possible errors with data entry and processing. Therefore, further work is ongoing to assess the quality of nDelius data.

Prior to October 2015, detailed information on the supervision of offenders (at the individual offender level) had been submitted by probation trusts on a monthly basis (Form 20). These monthly 'probation listings' included information on offenders starting probation supervision.

3.3 Prisons data

Prison establishments record details for individual inmates on the prison IT system (Prison-NOMIS or LIDS). The information recorded includes details such as date of birth, gender, religion, nationality, ethnic origin, custody type, offence, reception and discharge dates and sentence length for sentenced prisoners. The data from individual prison establishments then feeds through to a central computer database, called the Inmate Information System (IIS).

On 30 June 2015, the data extracts used to produce prison statistics transitioned to a new extract which extracts information from the Prison-NOMIS system directly and without needing to be processed by the Inmate Information System. As a result, vast improvements in data quality were observed, and more detailed information became available.

The IIS system is used for proven reoffending prison statistics covering the period from January 2000 to September 2015. As already discussed, from October 2015 onwards, proven reoffending statistics source adult custodial discharges from the nDelius case management system to align with the data source used for PbR statistics. For juveniles released from Youth Offender Institutions, the data is sourced from the new prison-NOMIS source directly.

Prisoners on indeterminate sentences

Data on the discharge of prisoners on indeterminate sentences, i.e. prisoners given a life sentence or an Indeterminate Sentence for Public Protection (IPP), is held in the Public Protection Unit Database (PPUD). This holds data jointly owned by the Offender Management and Public Protection Group (OMPPG) in HM Prisons and Probation Service (HMPPS) and by the Parole Board.

PPUD is the data source for prisoners discharged from indeterminate sentences for the January 2000 to September 2015 proven reoffending statistics. From October 2015 onwards, proven reoffending and PbR statistics source adult prison discharge information for those given indeterminate sentences from the nDelius case management system (to align with the data source used for PbR statistics).

PPUD records details of all indeterminate-sentence prisoners at the point of conviction, those engaged in the Generic Parole Process and prisoners (determinate and indeterminate) who have been recalled from licence. It also covers those who have received a restricted hospital order/direction from a Crown Court, and those convicted and on-remand prisoners who have been transferred from prison/detention centres to psychiatric hospital under the relevant sections of mental-health legislation.

All decisions taken by the HMPPS casework sections and the Parole Board are recorded on the system.

Personal information recorded includes (but is not limited to) name, date of birth, gender, identifying numbers, ethnicity, last known address, probation area and sentencing information.

OMPPG and the Parole Board run monthly and ad-hoc reports to cleanse data that are not otherwise identified by data validation routines built into the system.

3.4 Young offenders in secure accommodation

Information about young offenders released from secure training centres (STCs) and secure children's homes (SCHs) comes from the eAsset database owned by the Youth Custody Service in HMPPS. Prior to the October 2016 cohort, eAsset data came from the Youth Justice Board (YJB).

Information about young people aged 17 and under and held in Young Offender Institutions (YOIs) is supplied by the Prison Service and private YOIs.

The YJB's monthly custody report has traditionally used data from the Secure Accommodation Clearing House System (SACHS), this was the system used by the YJB to book young people into custody. To meet information management challenges of a growing department and whilst improving our processes, the YJB has migrated to the use of the new eAsset system since March 2012.

As part of the work to implement the new system both SACHS and eAsset were run in parallel from 5th March to 1st July 2012. The YJB now has the ability to produce some reports from eAsset and has done work to quality assure the outputs against SACHS. While this work is ongoing and further reports are being developed, we now believe the quality of data from this system is of a suitable level to publish as management information.

The quality of the information recorded on the eAsset database is generally assumed to be relatively high as it is a direct extract from an operational system which is used to place young people in custody. The extract uses a number of key fields for which completion is mandatory when booking a young person into custody.

3.5 Data processing and analysis

The data underpinning the results are considered by Ministry of Justice to be broadly robust. This is the fourteenth publication of proven reoffending statistics compiled using the nDelius system, and as with any new system, further work is required to fully understand the reliability and quality of the information held.

3.6 Matching offender records for proven reoffending²⁶

Matching to an offender record on the PNC database

This process involves matching data on prison discharges and court order commencements to the PNC database. Automated matching routines use various combinations of the following variables (matching options) to match an offender from the cohort to an offender on the PNC:

- PNCID
- CRO Number
- Surname
- First Forename
- Second Forename
- Gender
- Date of Birth

Thirteen matching options are applied sequentially. At each step, unmatched records are passed to the next matching option. All 13 matching options are first compared to the **person** PNC table and those that are unmatched are then compared to the **alias** and **aliasdateofbirth** PNC tables. Any offender who cannot be matched to an offender record on the PNC or who has multiple matches will be excluded from the measurement of reoffending or PbR outcomes.

The matching code uses exact name matching along with a variety of ‘sounds like’ algorithms on the surname variable, and exact/initial name matching on the forename variables.

Matching to an index offence record on the PNC

For offenders who are successfully matched to the PNC, the next stage of the matching process identifies the offence record on the PNC that is associated with the index offence.

The index offence matching code uses the conviction and sentence date variables from the nDelius case management system (for further information on nDelius, please see [section 3.2 Probation data \(nDelius\)](#)) and compares them to the court-caution and subsequent-appearance-date variables on the PNC. Note that the subsequent-appearance-date variable is only used if it relates to a sentencing event. As with the PNC matching, the index-offence matching code uses various combinations of the conviction and sentence date variables. In all, four matching options are applied sequentially.

A date from the PNC is deemed to match to a date from nDelius if and only if their absolute difference is not more than seven days. If two or more offences from the PNC are considered to match to a given offence from nDelius, the one that is closer

²⁶ For more on matching for CRCs and the NPS see ‘Matching to the PNC’ in the ‘Definitions for the measurement of interim proven reoffending for Community Rehabilitation Companies and the National Probation Service’ section above.

to the nDelius offence date is selected. If at this point there is still more than one PNC offence matched to the index offence from the cohort, the most serious one is selected.

If an index offence cannot be matched to a PNC offence record, then its associated offender start will be excluded from the measurement of reoffending and PbR outcomes.

Table 3 below sets out the dates when the PNC snapshot is extracted.²⁷

Table 3: Quarterly cohort PNC snapshot extraction dates

| Quarterly bulletin | Final results | PNC snapshot |
|---------------------------|----------------------|-------------------------------------|
| May 2021 | Jan19-Mar19 | Includes data up to 6 November 2020 |
| July 2021 | tbc | tbc |
| October 2021 | tbc | tbc |

Note that if a CRC is trying to replicate the reoffending results, they would need to take an extract of PNC data as close to these dates as possible.

The cohort of offenders released from prison and starting community sentences is extracted from the nDelius case management system on the 20th day of the end month of the following quarter. For example, the January to March 2019 cohort was extracted on the 20 June 2019.

²⁷ Subject to change if factors (e.g. technical or resource issues) outside our control prevent extraction on these dates.

Table 4 below sets out the extraction dates of nDelius data:

Table 4: Quarterly cohort nDelius extraction dates

| Quarterly cohort | Planned nDelius extraction date²⁸ |
|--------------------------|---|
| January to March 2021 | 21 June 2021 |
| April to June 2021 | 20 September 2021 |
| July to September 2021 | 20 December 2021 |
| October to December 2021 | 21 March 2022 |

Match rates

Not all offenders are matched and a thorough analysis of bias in the matching system has yet to be undertaken. The match rate to the PNC using the new data sources (from the October to December 2015 cohort onwards) has improved compared to the match rates from previous data sources. The percentage that matched to the PNC and an index offence for the October to December 2016 cohort using the new data sources was above 90% whereas matching with previous data sources ranged from 50% to 90% from 2000 to 2012 (see Table 5 in the [July 2017 edition of the guide to proven reoffending](#)). Further investigations into match rates are ongoing.

The total number of offenders matched to the PNC is higher than the final figure for the cohorts. The main reasons for these discrepancies are:

- PNC index offence dates could not be matched to index offence dates from nDelius. In order to match, two dates are required to be no more than seven days apart, as described in section [Matching to an index offence record on the PNC](#) above.
- The index offence was not dealt with by a Home Office police force. This is required so as to ensure that only offences in England and Wales are counted.
- Exclusion of all offenders where the index offence is a breach, since we are only interested in new offences.
- Exclusion of multiple offender entries (see section above titled [Multiple offender entries](#) for further details).

²⁸ Subject to change if factors outside our control (e.g. technical or resource issues) prevent extraction on these dates.

Custodial discharges

According to the [prison national statistics](#) based on prison-NOMIS data, around 18,000 offenders are discharged from a determinate sentence each quarter. According to the nDelius system, a similar number of offenders are discharged on a quarterly basis. However, when investigating the data in more detail, it is clear that there are differences, and so the number of offenders discharged from custody in the proven reoffending statistics will not exactly match the prison-release National Statistics. Both datasets are derived from administrative IT systems which, as with any large-scale recording system, are subject to possible errors with data entry and processing. Further work is ongoing to understand more about the differences in the data sources.

4 Confidentiality

This statement sets out the arrangements in place for protecting persons' confidential data when statistics are published or otherwise released into the public domain. The Code of Practice for Statistics²⁹ states that:

“Organisations should look after people’s information securely and manage data in ways that are consistent with relevant legislation and serve the public good”. (Trustworthiness pillar, T6 Data governance)

To comply with this and with the Data Protection Act of 1998, and to maintain the trust and co-operation of those who use reoffending statistics, the following provisions have been put in place.

Private information collected by the Ministry of Justice is stored in line with Ministry of Justice data security policies. Electronic data are held on password-protected networks. All new staff undergo Ministry of Justice security vetting before receiving access to data systems, and all staff undertake mandatory training on information responsibility annually.

Three types of disclosure risk are considered in relation to reoffending statistics: general attribution, identification (including self-identification) and residual through combination of sources.

Assessment of the risk of disclosure considers the following:

- Level of aggregation (including geographic level) of the data
- Size of the population
- Likelihood of an attempt to identify
- Consequences of disclosure

As a result, the number of offenders, reoffenders, reoffences and previous offences based on five or fewer offenders are suppressed for individual prisons, probation areas and the following geographical areas: County, Upper Tier Local Authority, Lower Tier Local Authority and Youth Offending Team. This is to prevent the disclosure of individual information.

²⁹ www.statisticsauthority.gov.uk/code-of-practice/

5 Revisions policy

In accordance with Principle 2 of the Code of Practice for Official Statistics, the Ministry of Justice is required to publish transparent guidance on its policy for revisions. A copy of this statement can be found at [Ministry of Justice Statistical Policies and Procedures](#).³⁰

The three reasons specified for statistics needing to be revised are changes in sources of administrative systems or methodology, receipt of subsequent information, and errors in statistical systems and processes. Each of these points, and its specific relevance to the criminal justice statistics publication, are addressed below:

1. Changes in sources of administrative systems/methodology

The data within this publication comes from a variety of administrative systems. This technical document will clearly present where there have been revisions to data accountable to switches in methodology or administrative systems. In addition, statistics affected within the publication will be appropriately footnoted.

2. Receipt of subsequent information

The nature of any administrative system is that data may be received late. For the purpose of this criminal justice statistics publication, the late data will be reviewed on a quarterly basis but, unless it is deemed to make significant changes to the statistics released; revisions will only be made as part of the final release containing the calendar year statistics. However, should the review show that the late data has major impact on the statistics then revisions will be released as part of the subsequent publication.

3. Errors in statistical systems and processes

Occasionally errors can occur in statistical processes; procedures are constantly reviewed to minimise this risk. Should a significant error be found, the publication on the website will be updated and an errata slip published documenting the revision.

30

https://assets.publishing.service.gov.uk/government/uploads/system/uploads/attachment_data/file/564057/revisions-statement.pdf

Data revisions

Ahead of each annual publication, additional data cleaning may be applied to create an improved dataset, which may result in updates to previous quarters' data (and smaller updates to previous years where further information becomes available). In addition to this, there are occasional exercises to address specific issues that have been identified. Where revisions have been made, the revision symbol (r) and an appropriate footnote will be included alongside the relevant sections within the table(s) affected.

6 Users

The contents of this bulletin will be of interest to Government policy makers, the agencies responsible for offender management at both national and local levels, providers, practitioners and others who want to understand more about proven reoffending.

Government policy makers also use these statistics to develop, monitor and evaluate key elements of government policies, including those on payments by results, legal aid and sentencing guidelines. Offender management agencies use these statistics to gain a local understanding of the criminal justice system, to understand performance and to highlight best practice. Key agencies include: HMPPS, the YJB, private and voluntary sector providers of prison and probation services and local authorities.

Appendix A: Glossary of terms

A.1. Reoffending

Cohort – the group of individuals whose reoffending is measured.

Cohort definition used in the proven reoffending statistics quarterly bulletins – the proven reoffending cohort consists of all offenders released from custody, otherwise sanctioned at court, receiving a caution, reprimand or warning in a three-month period. This cohort's criminal history is collated, and criminal behaviour is tracked over the following year. Any offence committed in this one-year period which is proven by a court conviction or out-of-court disposal (either in the one-year period, or in a further six-month waiting period) counts as a proven reoffence.

Cohort definition used in the final proven reoffending statistics for CRCs and the NPS quarterly bulletin – the payment by results proven reoffending cohort consists of all adult offenders in any one quarter (January to March, April to June, July to September, October to December) who begin a community order or a suspended sentence order or who were released from custody. This cohort's criminal history is collated, and criminal behaviour is tracked over the following year. Any offence committed in this one-year period which is proven by a court conviction or out-of-court disposal (either in the one-year period, or in a further six-month waiting period) counts as a proven reoffence.

Index offence – the proven offence that leads to an offender being included in the cohort.

Index disposal – the index disposal of the offender is the type of sentence the offender received for their index offence.

Start point (index date) – the set point in time from when reoffences are measured.

Follow-up period – the length of time proven reoffending is measured over.

Waiting period – the additional time beyond the follow-up period to allow for offences committed during the follow-up period to be proved by a court conviction, caution, reprimand or final warning.

Reconviction – where an offender commits an offence within the follow-up period and is convicted at court within either the follow-up period or the waiting period.

Proven reoffence – where an offender is convicted at court or receives some other form of criminal justice sanction for an offence committed within a set follow-up period and disposed of within either the follow-up period or the waiting period.

Adjusted₂₀₁₁ proportion of offenders who reoffend – is calculated by 'the proportion of offenders who reoffend' (observed proven reoffending rate) for the cohort plus any difference between the average Offender Group Reconviction Scale (OGRS4/G) score in that cohort and the 2011 cohorts. Adjusted reoffending rates

are calculated for adults only. OGRS4 is based on a well-established, peer reviewed methodology for assessing and representing reoffending risk. The raw rates are adjusted to the 2011 calendar year, in line with the Payment by Result statistics.

A.2. Disposal (sentence type)

Fine – a financial penalty imposed following conviction.

Court orders – court orders include community sentences, community orders and suspended sentence orders supervised by the Probation Service. They do not include any pre- or post-release supervision from a custodial sentence.

Criminal Justice Act 2003 (CJA03) – for offences committed on or after 4 April 2005, the new community order replaced all existing community sentences for adults. The Act also introduced a new suspended sentence order for offences which pass the custody threshold, and it changed the release arrangements for prisoners. See Appendix A of [Offender management caseload statistics 2009](#) more information.

Community order – for offences committed on or after 4 April 2005, the new community order introduced under the CJA 2003 replaced all existing community sentences for those aged 18 years and over. This term refers to all court orders except suspended sentence orders and deferred sentences which may have a custodial component to the sentence. The court must add at least one but could potentially add all 12 requirements depending on the offences and the offender. The requirements are:

- Unpaid work (formerly community service/community punishment) – a requirement to complete between 40 and 300 hours' unpaid work
- Activity – for example, to attend basic skills classes
- Programme – there are several designed to reduce the prospects of reoffending
- Prohibited activity – a requirement not to do something that is likely to lead to further offence or nuisance
- Curfew – which is electronically monitored
- Exclusion – this is not used frequently as there is no reliable electronic monitoring yet available
- Residence – requirement to reside only where approved by probation officer
- Mental health treatment (requires offender's consent)
- Drug rehabilitation (requires offender's consent)
- Alcohol treatment (requires offender's consent)

- Supervision – meetings with probation officer to address needs/offending behaviour
- Attendance centre – between a minimum of 12 hours and a maximum of 36 in total which includes three hours of activity

Typically, the more serious the offence and the more extensive the offender's needs, the more requirements there will be. Most orders will comprise one or two requirements, but there are packages of several requirements available where required. The court tailors the order as appropriate and is guided by the Probation Service through a pre-sentence report.

Suspended sentence order (SSO) – the CJA 2003 introduced a new suspended sentence order which is made up of the same requirements as a community order and, in the absence of breach, is served wholly in the community supervised by the Probation Service. It consists of an 'operational period' (the time for which the custodial sentence is suspended) and a 'supervision period' (the time during which any requirements take effect). Both may be between six months and two years, and the 'supervision period' cannot be longer than the 'operational period', although it may be shorter. Failing to comply with the requirements of the order or committing another offence will almost certainly result in a custodial sentence.

A.3. Pre-Criminal Justice Act (CJA) 2003 Court Orders – Community sentences

Community punishment order (CPO) – the offender is required to undertake unpaid community work.

Community rehabilitation order (CRO) - a community sentence which may have additional requirements such as residence, probation centre attendance or treatment for drug, alcohol or mental-health problems.

Community punishment and rehabilitation order (CPRO) – a community sentence consisting of probation supervision alongside community punishment, with additional conditions like those of a community rehabilitation order.

Custody – the offender is awarded a sentence to be served in prison or a Young Offender Institution (YOI). If the offender is given a sentence of 12 months or over, or is aged under 22 on release, the offender is supervised by the Probation Service on release. It is important to note that the sentence lengths and youth disposals awarded will be longer than the time served in custody. For more information please refer to Appendix A of [Offender management caseload statistics 2009](#) .

Short sentences (under 12 months) – those sentenced to under 12 months (made under the Criminal Justice Act 1991) spend the first half of their sentence in prison and are then released and considered 'at risk' for the remaining period. This means they are under no positive obligations and do not report to the Probation Service, but if they commit a further imprisonable offence during the 'at risk' period, they can be made to serve the remainder of the sentence in addition to the punishment for the

new offence. The exception to this is those aged 18 to 20 who have a minimum of three months' supervision on release.

Sentences of 12 months or over – the CJA03 created a distinction between standard determinate sentences and public-protection sentences. Offenders sentenced to a standard determinate sentence serve the first half in prison and the second half in the community on licence.

A.4. Youth disposal (sentence type)

Reprimand or warning – a reprimand is a formal verbal warning given by a police officer to a juvenile offender who admits they are guilty for a minor first offence. A final warning is similar to a reprimand but can be used for either the first or second offence, and includes an assessment of the juvenile to determine the causes of their offending behaviour and a programme of activities is designed to address them. Reprimands and warnings for youths were abolished under Legal Aid Sentencing and Punishment of Offenders Act 2012 with effect from 8 April 2013 and replaced with youth cautions.

Youth cautions – a formal out-of-court disposal that can be used as an alternative to prosecution for young offenders (aged 10 to 17) in certain circumstances. A youth caution may be given for any offence where the young offender admits an offence, there is sufficient evidence for a realistic prospect of conviction, but it is not in the public interest to prosecute.

A.5. First-tier penalties

Discharge – a juvenile offender is given an absolute discharge when they admit guilt, or are found guilty, with no further action taken. An offender given a conditional discharge also receives no immediate punishment, but is given a set period during which, if they commit a further offence, they can be brought back to court and re-sentenced.

- **Fine** – the size of the fine depends on the offence committed and the offender's financial circumstances. In the case of juveniles under 16, the fine is the responsibility of the offender's parent or carer.
- **Referral order** – this is given to juveniles pleading guilty and for whom it is their first time at court (unless the offence is so serious it merits a custodial sentence or it is of a relatively minor nature). The offender is required to attend a Youth Offender Panel to agree a contract, aimed to repair the harm caused by the offence and address the causes of the offending behaviour.
- **Reparation order** – the offender is required to repair the harm caused by their offence either directly to the victim or indirectly to the community.

Youth rehabilitation order – a community sentence for juvenile offenders, which came into effect on 30 November 2009 as part of the Criminal Justice and Immigration Act 2008. It combines a number of sentences into one generic sentence and is the standard community sentence used for the majority of children and young

people who offend. The following requirements can be attached to a youth rehabilitation order (YRO):

- Activity requirement
- Curfew requirement
- Exclusion requirement
- Local-authority residence requirement
- Education requirement
- Mental-health treatment requirement
- Unpaid work requirement
- Drug testing requirement
- Intoxicating-substance misuse requirement
- Supervision requirement
- Electronic monitoring requirement
- Prohibited activity requirement
- Drug treatment requirement
- Residence requirement
- Programme requirement
- Attendance centre requirement
- Intensive supervision and surveillance
- Intensive fostering

The YRO is only available for those who committed an offence on or after the 30 November 2009. The following community sentences are replaced by the YRO but will continue to exist for those that committed an offence before 30 November 2009:

- Action plan order
- Curfew order
- Supervision order
- Supervision order and conditions
- Community punishment order
- Community punishment and rehabilitation order
- Attendance centre order
- Drug treatment and testing order
- Exclusion order
- Community rehabilitation order

A.6. Miscellaneous terms

Community Rehabilitation Company (CRC) – from June 2014, the Transforming Rehabilitation programme was launched, which changed the way offenders are managed in the community. Low to medium risk offenders are now managed by CRCs.

National Probation Service (NPS) – the NPS generally deals with those aged 18 years and over (those under 18 are mostly dealt with by youth offending teams, answering to the Youth Justice Board). They are responsible for supervising offenders who are given community sentences and suspended sentence orders by the courts, as well as offenders given custodial sentences, both before and after their release.

Police National Computer (PNC) – the PNC is the police's administrative IT system used by all police forces in England and Wales and managed by the National Policing Improvement Agency. As with any large-scale recording system, the PNC is subject to possible errors with data entry and processing. The MoJ maintains a database based on weekly extracts of selected data from the PNC in order to compile statistics and conduct research on reoffending and criminal histories. The PNC largely covers recordable offences – these are all indictable and triable-either-way offences plus many of the more serious summary offences. All figures derived from the MoJ's PNC database, and in particular those for the most recent months, are likely to be revised as more information is recorded by the police.

Recordable offences – recordable offences are those that the police are required to record on the PNC. They include all offences for which a custodial sentence can be given plus a range of other offences defined as recordable in legislation. They exclude a range of less serious summary offences, for example television licence evasion, driving without insurance, speeding and vehicle tax offences.

Offence group (based on Office for National Statistics crime classifications) – offences classified into 13 separate offence categories using the ONS crime classifications.

Indictable and summary offences – Proven reoffending statistics quarterly (published 28 July 2016) included a table (B1.1) on serious sexual/violent proven reoffences and serious acquisitive proven reoffences. Another way to classify the seriousness of an offence is to classify the offence as 'summary', 'triable-either-way' or 'indictable-only'. Indictable-only offences cover the most serious offences that must be tried at the Crown Court; these offences include murder, manslaughter, rape and robbery. These are reported in table B1. Note that summary offences are triable only by a magistrates' court. This group includes motoring offences, common assault and criminal damage up to £5,000. Triable-either-way offences are more serious offences; these can be tried either at the Crown Court or at a magistrates' court, and include criminal damage where the value is £5,000 or greater, theft and burglary. Summary and triable-either-way are not reported.

Youth offending teams (YOTs)

YOTs work with young people who come into contact with the criminal justice system, and each one covers a certain number of local authorities. The YOTs were updated in the proven reoffending publication of the 28th July 2016.

Appendix B: Explanatory notes

The United Kingdom Statistics Authority has designated these statistics as National Statistics, in accordance with the Statistics and Registration Service Act 2007 and signifying compliance with the Code of Practice for Official Statistics.

Designation can be broadly interpreted to mean that the statistics:

- Meet identified user needs
- Are well explained and readily accessible
- Are produced according to sound methods
- Are managed impartially and objectively in the public interest

Once statistics have been designated as National Statistics it is a statutory requirement that the Code of Practice shall continue to be observed.

Symbols used

| | |
|-----|--|
| .. | Not available |
| 0 | Nil or less than half the final digit shown |
| - | Not applicable |
| * | One or both of the comparison figures are less than 30 |
| (p) | Provisional data |
| pp | Percentage point |
| (r) | Revision |

Contact details

For queries, comments or further information, please contact:

Liz Whiting

Ministry of Justice
Data and Evidence as a Service
7th floor
102 Petty France
London
SW1H 9AJ

Email: ESD@justice.gov.uk

Alternative formats are available on request from ESD@justice.gov.uk



© Crown copyright 2015

This publication is licensed under the terms of the Open Government Licence v3.0 except where otherwise stated. To view this licence, visit nationalarchives.gov.uk/doc/open-government-licence/version/3 or write to the Information Policy Team, The National Archives, Kew, London TW9 4DU, or email: psi@nationalarchives.gsi.gov.uk.