

Form AR21

Trade Union and Labour Relations (Consolidation) Act 1992

Annual Return for a Trade Union

Name of Trade Union:	Financial Services Union		
Year ended:	31 December 2019		
List no:	741T		
Head or Main Office address:	One Stephen Street Upper,		
	Dublin 8, D08 DE9P,		
	Ireland		
Postcode			
Website address (if available)	www.fsunion.org		
Has the address changed during the year to which the return relates?	Yes <input type="checkbox"/>	No <input checked="" type="checkbox"/>	('X' in appropriate box)
General Secretary:	John O'Connell		
Telephone Number:	+35314755908		
Contact name for queries regarding the completion of this return	Hugh Keaveney		
Telephone Number:	+35314755908		
E-mail:	Info@fsunion.org		

Please follow the guidance notes in the completion of this return

Any difficulties or problems in the completion of this return should be directed to the Certification Officer as below or by telephone to: 0330 109 3602

You should send the annual return to the following email address stating the name of the union in subject:

For Unions based in England and Wales: returns@certoffice.org

For Unions based in Scotland: ymw@tcyoung.co.uk

Contents

Trade Union's details.....	1
Return of members.....	2
Change of officers.....	2
Officers in post.....	2a
General fund.....	3
Analysis of income from federation and other bodies and other income.....	4
Analysis of benefit expenditure shown at general fund.....	5
Accounts other than the revenue account/general fund.....	6-8a
Political fund account.....	9-9vii
Analysis of administrative expenses	10
Analysis of officials' salaries and benefits.....	11
Analysis of investment income.....	12
Balance sheet as at.....	13
Fixed assets account.....	14
Analysis of investments.....	15
Analysis of investment income (controlling interests).....	16
Summary Sheet.....	17
Summary sheet (Only for Incorporated Bodies).....	17a
Information on Industrial action ballots.....	18-19
Information on Industrial action.....	20-21
Notes to the accounts.....	22
Accounting policies.....	23
Signatures to the annual return.....	23
Checklist.....	23
Checklist for auditor's report.....	24
Auditor's report (continued).....	25
Membership audit certificate.....	i-iii
Guidance on completion.....	26

Return of Members

(see notes 10 and 11)

	Number of members at the end of the year				
	Great Britain	Northern Ireland	Irish Republic	Elsewhere Abroad (including Channel Islands)	Totals
Male	78	814	2,632		3,524
Female	160	1,688	5,467		7,315
Other					
Total	238	2,502	8,099		A 10,839

Number of members at end of year contributing to the General Fund

10,839

Number of members included in totals box 'A' above for whom no home or authorised address is held:

N/A

Change of Officers

Please complete the following to record any changes of officers during the twelve months covered by this return

Position Held	Name of Officer ceasing to hold Office	Name of Officer Appointed	Date of change
General Secretary	Gareth Murphy (Acting)	John O'Connell	02 September 2019

State whether the union is:

a. A branch of another trade union?

Yes

No

If yes, state the name of that other union:

N/A

b. A federation of trade unions?

Yes

No

If yes, state the number of affiliated unions:

N/A

and names:

N/A

Officers in post

(see note 12)

Please complete list of all officers in post at the end of the year to which this return relates.

Name of Officer	Position held
Please see list of officers attached	

Management Committee replaces the officer board and is comprised of:

John O Connell (Gen Sec),

Sharon McAuley (President),

Hugh Keaveney (Finance Officer),

John Burns (Honorary Secretary).

Other Officers are

Joe Alsopp (UBL)

Liam Ross (Bol)

Eileen Gorman (Danske),

Denis Stevenson (AIB).

General Fund

(see notes 13 to 18)

	£	£
Income		
From Members: Contributions and Subscriptions		2,900,491
From Members: Other income from members (specify)		
Total other income from members		
Total of all income from members		2,900,491
Investment income (as at page 12)		3,955,765
Other Income		
Income from Federations and other bodies (as at page 4)		
Income from any other sources (as at page 4)	26,790	
Total of other income (as at page 4)		26,790
Total income		6,883,046
Interfund Transfers IN		
Expenditure		
Benefits to members (as at page 5)		
Administrative expenses (as at page 10)		3,500,928
Federation and other bodies (specify)		
Actuarial gain on re-measurement of pension		-149,000
Total expenditure Federation and other bodies		-149,000
Taxation		1,538,211
Total expenditure		4,890,139
Interfund Transfers OUT		
Surplus (deficit) for year		1,992,907
Amount of general fund at beginning of year		33,998,050
Amount of general fund at end of year		35,990,957

Analysis of income from federation and other bodies and other income

(see notes 19 and 20)

Description	£
Federation and other bodies	
N/A	Nil
Total federation and other bodies	
Any Other Sources	
Union Learning Fund Income	26,659
Bank Interest	131
Total other sources	26,790
Total of all other income	26,790

Analysis of benefit expenditure shown at the General Fund

(see notes 21 to 23)

			£
Representation – Employment Related Issues		brought forward	
		Advisory Services	
Representation – Non Employment Related Issues		Other Cash Payments	
		Education and Training services	
Communications			
		Negotiated Discount Services	
Dispute Benefits			
		Other Benefits and Grants (specify)	
carried forward		Total (should agree with figure in General Fund)	

(See notes 21 and 23)

Fund 2		Fund Account	
Name:		£	£
Income			
From members			
Investment income (as at page 12)			
Other income (specify)			
		Total other income as specified	
		Total Income	
		Interfund Transfers IN	
Expenditure			
Benefits to members			
Administrative expenses and other expenditure (as at page 10)			8,359
		Total Expenditure	8,359
		Interfund Transfers OUT	
		Surplus (Deficit) for the year	-8,359
		Amount of fund at beginning of year	2,017,032
		Amount of fund at the end of year (as Balance Sheet)	2,008,673
		Number of members contributing at end of year	

Fund 3		Fund Account	
Name:		£	£
Income			
From members			
Investment income (as at page 12)			
Other income (specify)			
		Total other income as specified	
		Total Income	
		Interfund Transfers IN	
Expenditure			
Benefits to members			
Administrative expenses and other expenditure (as at page 10)			2,682
		Total Expenditure	2,682
		Interfund Transfers OUT	
		Surplus (Deficit) for the year	-2,682
		Amount of fund at beginning of year	32,543
		Amount of fund at the end of year (as Balance Sheet)	29,861
		Number of members contributing at end of year	

(See notes 21 and 23)

Fund 4		Fund Account	
Name:		£	£
Income			
	From members		
	Investment income (as at page 12)		
	Other income (specify)		
	Total other income as specified		
	Total Income		
	Interfund Transfers IN		
Expenditure			
	Benefits to members		
	Administrative expenses and other expenditure (as at page 10)		
	Total Expenditure		
	Interfund Transfers OUT		
	Surplus (Deficit) for the year		
	Amount of fund at beginning of year		
	Amount of fund at the end of year (as Balance Sheet)		
	Number of members contributing at end of year		

Fund 5		Fund Account	
Name:		£	£
Income			
	From members		
	Investment income (as at page 12)		
	Other income (specify)		
	Total other income as specified		
	Total Income		
	Interfund Transfers IN		
Expenditure			
	Benefits to members		
	Administrative expenses and other expenditure (as at page 10)		
	Total Expenditure		
	Interfund Transfers OUT		
	Surplus (Deficit) for the year		
	Amount of fund at beginning of year		
	Amount of fund at the end of year (as Balance Sheet)		
	Number of members contributing at end of year		

(See notes 21 and 23)

Fund 6		Fund Account	
Name:		£	£
Income			
	From members		
	Investment income (as at page 12)		
	Other income (specify)		
	Total other income as specified		
	Total Income		
	Interfund Transfers IN		
Expenditure			
	Benefits to members		
	Administrative expenses and other expenditure (as at page 10)		
	Total Expenditure		
	Interfund Transfers OUT		
	Surplus (Deficit) for the year		
	Amount of fund at beginning of year		
	Amount of fund at the end of year (as Balance Sheet)		
	Number of members contributing at end of year		

Fund 7		Fund Account	
Name:		£	£
Income			
	From members		
	Investment income (as at page 12)		
	Other income (specify)		
	Total other income as specified		
	Total Income		
	Interfund Transfers IN		
Expenditure			
	Benefits to members		
	Administrative expenses and other expenditure (as at page 10)		
	Total Expenditure		
	Interfund Transfers OUT		
	Surplus (Deficit) for the year		
	Amount of fund at beginning of year		
	Amount of fund at the end of year (as Balance Sheet)		
	Number of members contributing at end of year		

(See notes 21 and 23)

Fund 8		Fund Account	
Name:		£	£
Income	From members		
	Investment income (as at page 12)		
	Other income (specify)		
	Total other income as specified		
	Total Income		
	Interfund Transfers IN		
Expenditure	Benefits to members		
	Administrative expenses and other expenditure (as at page 10)		
	Total Expenditure		
	Interfund Transfers OUT		
	Surplus (Deficit) for the year		
	Amount of fund at beginning of year		
	Amount of fund at the end of year (as Balance Sheet)		
	Number of members contributing at end of year		

Fund 9		Fund Account	
Name:		£	£
Income	From members		
	Investment income (as at page 12)		
	Other income (specify)		
	Total other income as specified		
	Total Income		
	Interfund Transfers IN		
Expenditure	Benefits to members		
	Administrative expenses and other expenditure (as at page 10)		
	Total Expenditure		
	Interfund Transfers OUT		
	Surplus (Deficit) for the year		
	Amount of fund at beginning of year		
	Amount of fund at the end of year (as Balance Sheet)		
	Number of members contributing at end of year		

Political fund account

(see notes 24 to 33)

£

£

Political fund account 1		To be completed by trade unions which maintain their own political fund	
	Income		
	Members contributions and levies		
	Investment income (as at page 12)		
Other income (specify)			
		Total other income as specified	
		Total income	
Expenditure under section (82) of the Trade Union and Labour Relations (Consolidation) Act 1992 on purposes set out in section (72) (1) where consolidation of expenditures from the political funds exceeds £2,000 during the period			
	Expenditure A (as at page i)		
	Expenditure B (as at page ii)		
	Expenditure C (as at page iii)		
	Expenditure D (as at page iv)		
	Expenditure E (as at page v)		
	Expenditure F (as at page vi)		
	Non-political expenditure (as at page vii)		
		Total expenditure	
		Surplus (deficit) for year	
		Amount of political fund at beginning of year	
		Amount of political fund at the end of year (as <u>Balance Sheet</u>)	
		Number of members at end of year contributing to the political fund	
		Number of members at end of the year not contributing to the political fund	
		Number of members at end of year who have completed an exemption notice and do not contribute to the political fund	
Political fund account 2		To be completed by trade unions which act as components of a central trade union	
Income	Contributions and levies collected from members on behalf of central political fund		
	Funds received back from central political fund		
	Other income (specify)		
		Total other income as specified	
		Total income	
Expenditure	Expenditure under section 82 of the Trade Union and Labour Relations (Consolidation) Act 1992 (specify)		
	Administration expenses in connection with political objects(specify)		
	Non-political expenditure		
		Total expenditure	
		Surplus (deficit) for year	
		Amount held on behalf of trade union political fund at beginning of year	
		Amount remitted to central political	
		Amount held on behalf of central political fund at end of year	
		Number of members at end of year contributing to the political fund	
		Number of members at end of the year not contributing to the political fund	
		Number of members at end of year who have completed an exemption notice and do not therefore contribute to the political fund	

The following pages 9i to 9vii relate to the Political Fund Account Expenditure

Political fund account expenditure (a)

Expenditure under section 72 (1) (a) of the Trade Union and Labour Relations (consolidation) Act.

To be completed where total expenditure from the political fund exceeds £2,000 during the period to which return relates.

Contribution to the funds of, or on the payment of expenses incurred directly or indirectly by a political party	
Name of political party in relation to which money was expended	Total amount spent during the period £
N/A	N/A
Total	

Political fund account expenditure (b)

Expenditure under section 72 (1) (a) of the Trade Union and Labour Relations (consolidation) Act.

To be completed where total expenditure from the political fund exceeds £2,000 during the period to which return relates

Expenditure of money on the provision of any services or property for use by or on behalf of any political party	
Name of political party to which payment was made	Total amount paid during the period
	£
N/A	N/A
Total	

Political fund account expenditure (c)

Expenditure under section 72 (1) (a) of the Trade Union and Labour Relations (consolidation) Act.

To be completed where total expenditure from the political fund exceeds £2,000 during the period to which return relates.

Expenditure in connection with the registration of electors, the candidature of any person, the selection of any candidate or the holding of any ballot by the union in connection with any election to a political office			
Title and Date of election	Name of political party/organisation	Name of candidate, organisation or political party (see 33(iii))	£
N/A	N/A	N/A	N/A
Total			

Political fund account expenditure (d)

Expenditure under section 72 (1) (a) of the Trade Union and Labour Relations (consolidation) Act.

To be completed where total expenditure from the political fund exceeds £2,000 during the period to which return relates.

Expenditure on the maintenance of any holder of political office	
Name of office holder	£
N/A	N/A
Total	

Political fund account expenditure (f)

Expenditure under section 72 (1) (a) of the Trade Union and Labour Relations (consolidation) Act.

To be completed where total expenditure from the political fund exceeds £2,000 during the period to which return relates

On the production, publication or distribution of any literature, document, film, sound recording or advertisement the main purpose of which is to persuade people to vote for a political party or candidate or to persuade them not to vote for a political party or candidate

Name of organisation or political party	£
N/A	N/A
Total	

Expenditure from the political fund not falling within section 72 (1) of the trade union & labour relations (consolidation) act 1992

For expenditure not falling within section 72 (1) the required information is-

(a) the nature of each cause or campaign for which money was expended, and the total amount expended in relation to each one	£
N/A	N/A

Total expenditure

(b) the name of each organisation to which money was paid (otherwise than for a particular cause of campaign), and the total amount paid to each one	£
N/A	N/A

Total expenditure

(c) the total amount of all other money expended	£
N/A	N/A

Total expenditure

Total of all expenditures

Analysis of administrative expenses and other outgoings excluding amounts charged to political fund accounts

(see notes 34 and 35)

	£
Administrative Expenses	
Remuneration and expenses of staff	1,451,935
Salaries and Wages included in above	1,258,740
Auditors' fees	54,319
Legal and Professional fees	392,374
Occupancy costs	188,957
Stationery, printing, postage, telephone, etc.	85,090
Expenses of Executive Committee (Head Office)	169,594
Expenses of conferences	540
Other administrative expenses (specify)	
See schedule 1	825,352
Defence fund refunds	8,359
Other Outgoings	
Interest Payable;	
Bank Loans	
Mortgages	
Other Loans	
Depreciation	84,529
Taxation	
Outgoings on land and buildings (specify)	
Loss on revaluation of investment properties	250,920
Other outgoings (specify)	
tretert	
Total	3,511,969
Charged to:	
General Fund (Page 3)	3,500,928
	8,359
	2,682
Total	3,511,969

Analysis of officials' salaries and benefits

(see notes 36 to 46 below)

Office held	Gross Salary	Employers N.I. contributions	Benefits			Total
			Pension Contributions	Other Benefits		
				Description	Value	
	£	£	£	£	£	
General Secretary	127,500		22,500	Car Allowance	15,000	165,000

Analysis of investment income

(see notes 47 and 48)

	Political Fund £		Other Fund(s) £
Rent from land and buildings			435,176
Dividends (gross) from:			
Equities (e.g. shares)			
Interest (gross) from:			
Government securities (Gilts)			
Mortgages			
Local Authority Bonds			
Bank and Building Societies			
Other investment income (specify)			
Exchange differences			-4,606
Realised gain on investments			773,995
Unrealised gain on investments			2,751,200
			3,955,765
		Total investment income	3,955,765
		Credited to:	
		General Fund (Page 3)	3,955,765
		Political Fund	
		Total Investment Funds	3,955,765

Fixed assets account

(see notes 53 to 57)

	Land and Buildings		Furniture and Equipment £	Motor Vehicles £	Not used for union business £	Total £
	Freehold £	Leasehold £				
Cost or Valuation						
At start of year	8,899,300		1,562,953	21,455	2,716	10,486,424
Additions	2,615,078		100,931			2,716,009
Disposals	-450,000					-450,000
Revaluation/Transfers	-250,920					-250,920
At end of year	10,813,458		1,663,884	21,455	2,716	12,501,513
Accumulated Depreciation						
At start of year	327,200		1,505,200	21,455		1,853,855
Charges for year	76,581		7,948			84,529
Disposals	-39,000					-39,000
Revaluation/Transfers						
At end of year	364,781		1,513,148	21,455		1,899,384
Net book value at end of year	10,448,677		150,736		2,716	10,602,129
Net book value at end of previous year	8,572,100		57,753		2,716	8,632,569

Analysis of investments

(see notes 58 and 59)

Quoted	All Funds Except Political Funds £	Political Fund £
Equities (e.g. Shares)		
Standard Life Global Absolute Return Strategies	6,980,917	
State Street IUT Diversified Alternatives Fund - S40 Share Class	3,228,917	
SSGA EUR Liquidity Fund Institutional Accumulating Shares	12,156	
State Street Global Emerging Markets Index Equity Fund - I Shares	971,046	
SSGA Global Managed Volatility Equity Fund I Share Class	5,177,748	
State Street World Index Equity Fund - I EUR Shares	5,472,097	
SSGA EURO - Aggregate Corporate Bond Index	4,502,784	
SSGA EMU Government Bond Index Fund I Share Class	3,685,836	
Other	10,572	
Government Securities (Gilts)		
Other quoted securities (to be specified)		
Total quoted (as Balance Sheet)	30,042,073	
Market Value of Quoted Investment	30,042,073	
Unquoted		
Equities		
Government Securities (Gilts)		
Mortgages		
Bank and Building Societies		
Other unquoted investments (to be specified)		
Total unquoted (as Balance Sheet)		
Market Value of Unquoted Investments		

Analysis of investment income (controlling interests)

(see notes 60 and 61)

Does the union, or any constituent part of the union, have a controlling interest in any limited company?

Yes <input checked="" type="checkbox"/>	No <input type="checkbox"/>
---	-----------------------------

If YES name the relevant companies:

Company name	Company registration number (if not registered in England & Wales, state where registered)
Financial Services Union (FSU) Holdings Limited	14368 (Ireland)
FSU Pension Trustees Ireland Limited	274033 (Ireland)

Are the shares which are controlled by the union registered in the names of the union's trustees?

Yes <input type="checkbox"/>	No <input checked="" type="checkbox"/>
------------------------------	--

If NO, state the names of the persons in whom the shares controlled by the union are registered.

Company name	Names of shareholders
Financial Services Union (FSU) Holdings Limited	Thomas Kennedy, Larry Broderick, David Keane, Robin Bell
FSU Pension Trustees Ireland Limited	Rosemary Carol Pratt, Sharon McAuley, Thomas Kennedy

Summary sheet

(see notes 62 to 73)

	All funds except Political Funds £	Political Funds £	Total Funds £
Income			
From Members	2,900,491		2,900,491
From Investments	3,955,765		3,955,765
Other Income (including increases by revaluation of assets)	26,790		26,790
Total Income	6,883,046		6,883,046
Expenditure (including decreases by revaluation of assets)			
Total Expenditure	4,901,180		4,901,180
Funds at beginning of year (including reserves)	36,047,625		36,047,625
Funds at end of year (including reserves)	38,029,491		38,029,491
Assets			
Fixed Assets			10,602,129
Investment Assets			30,042,073
Other Assets			2,924,425
		Total Assets	43,568,627
Liabilities		Total Liabilities	5,532,636
Net Assets (Total Assets less Total Liabilities)			38,035,991

Ballots & Industrial Action- If you have 6 or more entries for either of these, please complete the Excel Spreadsheet

(see notes 74 to 80)

Did the union hold any ballots in respect of industrial action during the return period?	No
If Yes How many ballots were held: <input style="width: 50px;" type="text"/>	
For each ballot held please complete the information below:	
Ballot 1	
Number of individual who were entitled to vote in the ballot	<input style="width: 80px;" type="text"/>
Number of votes cast in the ballot	<input style="width: 80px;" type="text"/>
Number of Individuals answering "Yes" to the question	<input style="width: 80px;" type="text"/> ¹
Number of individuals answering "No" to the question	<input style="width: 80px;" type="text"/> ²
Number of invalid or otherwise spoiled voting papers returned	<input style="width: 80px;" type="text"/> ³
1-3 should total "Number of votes cast"	
Were the number of votes cast in the ballot at least 50% of the number of individuals who were entitled to vote in the ballot	<input style="width: 60px;" type="text"/>
Does section 226(2B) of the 1992 Act apply in relation to this ballot (see notes 76-80)?	<input style="width: 60px;" type="text"/>
If yes, were the number of individuals answering "Yes" to the question (or each question) at least 40% of the number of individuals who were entitled to vote in the ballot	<input style="width: 60px;" type="text"/>
Ballot 2	
Number of individual who were entitled to vote in the ballot	<input style="width: 80px;" type="text"/>
Number of votes cast in the ballot	<input style="width: 80px;" type="text"/>
Number of Individuals answering "Yes" to the question	<input style="width: 80px;" type="text"/> ¹
Number of individuals answering "No" to the question	<input style="width: 80px;" type="text"/> ²
Number of invalid or otherwise spoiled voting papers returned	<input style="width: 80px;" type="text"/> ³
1-3 should total "Number of votes cast"	
Were the number of votes cast in the ballot at least 50% of the number of individuals who were entitled to vote in the ballot	<input style="width: 60px;" type="text"/>
Does section 226(2B) of the 1992 Act apply in relation to this ballot (see notes 76-80)?	<input style="width: 60px;" type="text"/>
If yes, were the number of individuals answering "Yes" to the question (or each question) at least 40% of the number of individuals who were entitled to vote in the ballot	<input style="width: 60px;" type="text"/>
Ballot 3	
Number of individual who were entitled to vote in the ballot	<input style="width: 80px;" type="text"/>
Number of votes cast in the ballot	<input style="width: 80px;" type="text"/>
Number of Individuals answering "Yes" to the question	<input style="width: 80px;" type="text"/> ¹
Number of individuals answering "No" to the question	<input style="width: 80px;" type="text"/> ²
Number of invalid or otherwise spoiled voting papers returned	<input style="width: 80px;" type="text"/> ³
1-3 should total "Number of votes cast"	
Were the number of votes cast in the ballot at least 50% of the number of individuals who were entitled to vote in the ballot	<input style="width: 60px;" type="text"/>
Does section 226(2B) of the 1992 Act apply in relation to this ballot (see notes 76-80)?	<input style="width: 60px;" type="text"/>
If yes, were the number of individuals answering "Yes" to the question (or each question) at least 40% of the number of individuals who were entitled to vote in the ballot	<input style="width: 60px;" type="text"/>

Ballots & Industrial Action: If you have 6 or more entries for either of these, please complete the Excel Spreadsheet

Ballot 4

Number of individual who were entitled to vote in the ballot

Number of votes cast in the ballot

Number of Individuals answering "Yes" to the question 1

Number of individuals answering "No" to the question 2

Number of invalid or otherwise spoiled voting papers returned 3

1-3 should total "Number of votes cast"

Were the number of votes cast in the ballot at least 50% of the number of individuals who were entitled to vote in the ballot

Does section 226(2B) of the 1992 Act apply in relation to this ballot (see notes 76-80)?

If yes, were the number of individuals answering "Yes" to the question (or each question) at least 40% of the number of individuals who were entitled to vote in the ballot

Ballot 5

Number of individual who were entitled to vote in the ballot

Number of votes cast in the ballot

Number of Individuals answering "Yes" to the question 1

Number of individuals answering "No" to the question 2

Number of invalid or otherwise spoiled voting papers returned 3

1-3 should total "Number of votes cast"

Were the number of votes cast in the ballot at least 50% of the number of individuals who were entitled to vote in the ballot

Does section 226(2B) of the 1992 Act apply in relation to this ballot (see notes 76-80)?

If yes, were the number of individuals answering "Yes" to the question (or each question) at least 40% of the number of individuals who were entitled to vote in the ballot

Ballot 6

Number of individual who were entitled to vote in the ballot

Number of votes cast in the ballot

Number of Individuals answering "Yes" to the question 1

Number of individuals answering "No" to the question 2

Number of invalid or otherwise spoiled voting papers returned 3

1-3 should total "Number of votes cast"

Were the number of votes cast in the ballot at least 50% of the number of individuals who were entitled to vote in the ballot

Does section 226(2B) of the 1992 Act apply in relation to this ballot (see notes 76-80)?

If yes, were the number of individuals answering "Yes" to the question (or each question) at least 40% of the number of individuals who were entitled to vote in the ballot

Ballots and Industrial Action: If you have 6 or more entries for either of these, please complete the Excel Spreadsheet

(see note 81)

***Categories of Nature of Trade Dispute**

- A: terms and conditions of employment, or the physical conditions in which any workers require to work;
- B: engagement or non-engagement, or termination or suspension of employment or the duties of employment, of one or more workers;
- C: allocation of work or the duties of employment between workers or groups of workers;
- D: matters of discipline;
- E: a worker's membership or non-membership of a trade union;
- F: facilities for officials of trade unions;
- G: machinery for negotiation or consultation, and other procedures, relating to any of the above matters, including the recognition by employers or employers' associations of the right of a trade union to represent workers in such negotiation or consultation or in the carrying out of such procedures

Did Union members take industrial action during the return period in response to any inducement on the part of the Union? YES/NO

No

If **YES**, for each industrial action taken please complete the information below:

Industrial Action 1

1. please tick the nature of the trade dispute for which industrial action was taken using the categories* below:

A B C D E F G

2. Dates of the industrial action taken: to

3. Number of days of industrial action:

4. Nature of industrial action.

Industrial Action 2

1. please tick the nature of the trade dispute for which industrial action was taken using the categories* below:

A B C D E F G

2. Dates of the industrial action taken: to

3. Number of days of industrial action:

4. Nature of industrial action.

Industrial Action 3

1. please tick the nature of the trade dispute for which industrial action was taken using the categories* below:

A B C D E F G

2. Dates of the industrial action taken: to

3. Number of days of industrial action:

4. Nature of industrial action.

use a continuation page if necessary

Industrial Action 4

1. please tick the nature of the trade dispute for which industrial action was taken using the categories* below:

A B C D E F G

2. Dates of the industrial action taken: to

3. Number of days of industrial action:

4. Nature of industrial action.

Industrial Action 5

1. please tick the nature of the trade dispute for which industrial action was taken using the categories* below:

A B C D E F G

2. Dates of the industrial action taken: to

3. Number of days of industrial action:

4. Nature of industrial action.

Industrial Action 6

1. please tick the nature of the trade dispute for which industrial action was taken using the categories* below:

A B C D E F G

2. Dates of the industrial action taken: to

3. Number of days of industrial action:

4. Nature of industrial action.

Industrial Action 7

1. please tick the nature of the trade dispute for which industrial action was taken using the categories* below:

A B C D E F G

2. Dates of the industrial action taken: to

3. Number of days of industrial action:

4. Nature of industrial action.

Industrial Action 8

1. please tick the nature of the trade dispute for which industrial action was taken using the categories* below:

A B C D E F G

2. Dates of the industrial action taken: to

3. Number of days of industrial action:

4. Nature of industrial action.

Ballots & Industrial Action- If you have 6 or more entries for either of these, please complete the Excel Spreadsheet

Notes to the accounts

(see notes 82 and 83)

All notes to the accounts must be entered on or attached to this part of the return.

Please see financial statements attached

Accounting policies





(see notes 84 and 85)

Please see financial statements attached

Signatures to the annual return

(see notes 86 & 87)

Including the accounts and balance sheet contained in the return. Please send the return with the original signatures. Copies will not be accepted.

Secretary's Signature:	 Mr. Aubrey President	Chairman Signature:	 Mr. Aubrey President
Name:	 Honorary Finance Officer	Name:	 Honorary Finance Officer
Date:		Date:	

Checklist

(see notes 88 to 89)

(please tick as appropriate)

Has the return of change of officers been completed? (see Page 2 and Note 12)	Yes		No	
Has the list of officers in post been completed? (see Page 2 and Note 12)	Yes		No	
Has the return been signed? (see Pages 23 and 25 and Notes 86 and 95)	Yes		No	
Has the auditor's report been completed? (see Pages 20 and 21 and Notes 2 and 77)	Yes		No	
Is a rule book enclosed? (see Notes 8 and 88)	Yes		No	
A member statement is: (see Note 80)	Enclosed		To follow	
Has the summary sheet been completed? (see Page 17 and Notes 7 and 62)	Yes		To follow	
Has the membership audit certificate been completed? (see Page i to iii and Notes 97 and 103)	Yes		No	

Checklist for auditor's report

(see notes 90 and 96)

The checklist below is for guidance. A report is still required either set out overleaf or by way of an attached auditor's report that covers the 1992 Act requirements.

1. In the opinion of the auditors or auditor do the accounts they have audited and which are contained in this return give a true and fair view of the matters to which they related? (See section 36(1) and (2) of the 1992 Act and notes 92 and 93)

Please explain in your report overleaf or attached.

2. Are the auditors or auditor of the opinion that the union has complied with section 28 of the 1992 Act and has:

- a. kept proper accounting records with respect to its transactions and its assets and liabilities; and
- b. established and maintained a satisfactory system of control of its accounting records, its cash holding and all its receipts and remittances. (See section 36(4) of the 1992 Act set out in note 92)

Please explain in your report overleaf or attached

3. Your auditors or auditor must include in their report the following wording:

In our opinion the financial statements:

- give a true and fair view of the matters to which they relate to.
- have been prepared in accordance with the requirements of the sections 28, 32 and 36 of the Trade Union and Labour Relations (consolidation) Act 1992.

Auditor's report (continued)

Page 24 Checklist Responses

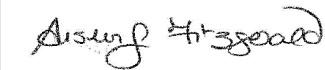
1) Yes

2) YES - In accordance with S36(4) which requires us to report by exception, you will see there were no matters on which we reported.

3) YES - In accordance with S36(4) which requires us to report by exception, you will see there were no matters on which we reported.

See Financial Statements Attached

Signature(s) of auditor or auditors:



Name(s):

Aisling Fitzgerald on behalf of
PricewaterhouseCoopers

Profession(s) or Calling(s):

Chartered Accountant

Address(es):

PricewaterhouseCoopers

One Spencer Dock

North Wall Quay

Dublin 1

Postcode

Date

01-Sep-20

Contact name for inquiries and
telephone number:

Aisling Fitzgerald
+ 353 1 792 8707

N.B. When notes to the account are referred to in the auditor's report a copy of those notes must accompany this return.

FSU - Financial Services Union

Directors' Report and Financial Statements

Financial Year Ended 31 December 2019

CONTENTS

	Page
GENERAL COUNCIL AND OTHER INFORMATION	2
GENERAL COUNCIL REPORT	3 - 6
SECTION 1: COMBINED FINANCIAL STATEMENTS	7 - 37
SECTION 2: GENERAL FUND FINANCIAL STATEMENTS	38 - 66
SECTION 3: DEFENCE FUND FINANCIAL STATEMENTS	67 - 80
SECTION 4: BENEVOLENT FUND FINANCIAL STATEMENTS	81 - 93

GENERAL COUNCIL AND OTHER INFORMATION

General Council

John O'Connell (General Secretary)
Sharon McAuley (President)
John Burns (Honorary Secretary)
Hugh Keaveney (Honorary Finance Officer)
Joe Allsopp
Dominic Boyd
Mary Ennis
Martin Gallagher
Paul Gilmartin
Eileen Gorman
Christian Hanna
Roger James
Pat McCarthy
Mick Nerney
Liam Ross
Tom Rutledge
Etain Ryan Lyons
Denis Stevenson

Auditors

PricewaterhouseCoopers
Chartered Auditors and Statutory Audit Firm
One Spencer Dock
North Wall Quay
Dublin 1

Bankers

Allied Irish Bank
O'Connell Street
Dublin 1

First Trust Bank
31-35 High Street
Belfast
BT1 3HH

Solicitors

Bowler Geraghty
2 Lower Ormond Quay
Dublin 1

Thompsons N.I.
Victoria Chambers
171-175 Victoria Street
Belfast
BT1 4HS

GENERAL COUNCIL REPORT

The General Council present their report and the audited financial statements of the Union for the year ended 31 December 2019.

General Council responsibilities for financial statements

The General Council prepares financial statements for each financial year giving a true and fair view of the Union's assets, liabilities and financial position at the end of the financial year and the surplus or deficit of the Union for the financial year. The General Council have prepared the financial statements in accordance with Generally Accepted Accounting Practice in Ireland (accounting standards issued by the UK Financial Reporting Council, including Financial Reporting Standard 102 *The Financial Reporting Standard applicable in the UK and Republic of Ireland* and Irish Law).

The General Council shall not approve the financial statements unless they are satisfied that they give a true and fair view of the Union's assets, liabilities and financial position as at the end of the financial year and the surplus or deficit of the Union for the financial year.

In preparing these financial statements, the General Council are required to:

- select suitable accounting policies and then apply them consistently;
- make judgements and estimates that are reasonable and prudent;
- state whether the financial statements have been prepared in accordance with applicable accounting standards and identify the standards in question, subject to any material departures from those standards being disclosed and explained in the notes to the financial statements; and
- prepare the financial statements on a going concern basis unless it is inappropriate to presume that the Union will continue in business.

The General Council confirms that they have complied with the above requirements in preparing the financial statements.

The General Council are responsible for keeping adequate accounting records that are sufficient to:

- correctly record and explain the transactions of the Union;
- enable, at any time, the assets, liabilities, financial position and surplus or deficit of the Union to be determined with reasonable accuracy; and
- enable the General Council to ensure that the financial statements can be audited.

The General Council are also responsible for safeguarding the assets of the Union and hence for taking reasonable steps for the prevention and detection of fraud and other irregularities.

Principal activities and business review

FSU - Financial Services Union is the leading trade union representing staff in Ireland's financial services sector – with just over 11,000 members located in the Republic of Ireland, Northern Ireland and Great Britain.

Principal risks and uncertainties

The General Council have, in conjunction with staff and professional advisors, assessed the major operational and financial risks to which the Union is exposed. Systems have been established to mitigate exposure to these risks. The General Council review these matters and the desirable actions arising from them each year.

With the uncertainty surrounding Brexit there are a number of risks which arise from the departure of the United Kingdom from the European Union. The Union is currently assessing the impact to the Union in order to minimize exposure no matter what the final outcome of Brexit. The General Council do not believe there will be a significant impact to the Union.

During 2018, a decision was made to close down the defence fund, all payments were made out to members in December 2018 and a small portion in 2019, with the repayment of the returnable portion of members' subscriptions out of the funds of the Defence Fund under the provisions of rule 9 of the Rules of the Defence Fund. Given that contingent liability has ceased at year end, the defence fund financial statements have not been prepared on a going concern basis. The balance of the funds will be transferred to the general fund in 2020.

GENERAL COUNCIL REPORT- continued

Coronavirus – Summary of risk and impact assessment including impact on going concern

We have considered the risks that coronavirus poses to the business and the actions we are taking to mitigate the impact. While the banking sector is still operational in Ireland, and to date this sector has not been mandated to close as part of the COVID 19 containment measures, the services of the union are still required during this time. Our priority is the health and safety of all our staff. Our offices in Dublin and Belfast are closed and in particular, we are adapting our procedures to facilitate home working among all our staff and there are no planned redundancies as part of the current pandemic

We have no experience of a similar crisis so there is no way of predicting the extent that the full effect of coronavirus will have on the Union in general, our members and the resulting demand for our services. It is not yet clear how widespread the virus will be at any one time, how long the pandemic will last and what the medium to long term effect of this pandemic will be on behaviours.

The management of the Financial Services Union have considered the impact of Covid-19 on the business and financial affairs of the organisation under the following headings.

Business Continuance

The staff of the organisation are working from home and providing a full service to the organisation's membership. There have been no staff lay-offs, employees are being paid in full and it is not envisaged that the organisation will be registering for Covid-19 Temporary Assistance however this is under consideration weekly based on membership numbers review. To date the impact on numbers wise has been positive with new members joining on the back of job security concerns.

Membership

Employers have given assurances around job security for our members during the Covid-19 crisis. We are aware of job losses announced prior to Covid-19 which are currently suspended but will be rolled out post Covid-19.

The organisation has significantly invested in the recruitment of new members, our growth unit was established during 2019 and our 2019 accounts show that we significantly reduced the outflow of members in 2019. As the growth unit becomes more established it is anticipated that the net membership will remain static at the end of 2020.

Membership Subscriptions

The General council have sanctioned the reintroduction of subscription rate increases in 2020, the last increase was April 2009. The subscription rate increase coupled with static membership figures will yield increased income for the organisation.

Training Grants

It is uncertain if the Union Learning Grant will be received in 2020. The grant for 2019/20 expires in March 2020, FSU have applied for funding for a three-year period commencing April 2020 but a decision on the granting of this money will be delayed due to Covid-19.

Property

The organisation has increased its Investment property portfolio during 2019. This will further increase in 2020 when the FSU vacate the 1st Floor space in "One Stephen Street" and relocate to the ground floor space previously occupied by the Bankers Club. It is anticipated that the vacated 1st floor space has a potential rental income yield of approximately €250k per annum. It was originally anticipated that the fit-out would be completed in June 2020, the fit-out was ahead of schedule before the shutdown. However, this relocation will be delayed as long as the pandemic goes on. There may also be challenges in securing rental income for this floor initially.

The cost of the ground floor fitout will cost an estimated €1.5m which is being funded by a divestment of SSGA investments. The amount of the divestment is €2m, this will be divested when the investment portfolios are down. The balance of the €2m will be used for development works at our recently acquired investment property Quay Gate House Belfast. The divestment has not yet been processed; it is noted that the divestment is being made at a time that the investment portfolio has been significantly impacted due to the impact of Covid-19 on investment markets. The Belfast property is a multi-tenanted building which is currently 95% occupied. The Financial Services Union have retained approximately 10% of that building for Union business.

GENERAL COUNCIL REPORT- continued

Coronavirus – Summary of risk and impact assessment including impact on going concern - continued

Investments

The Financial Services Unions holdings in Aberdeen & Standard have shown resilience during the current health crisis with circa 2.5% losses year to date to 1 April 2020. The Unions SSGA portfolio has sustained significant losses in excess of 10%.

Investments are currently under review and the performance monitored as they provide financial security and underpin all future financial demands of the union.

Conclusion

Management do not foresee any significant reduction in subscription Income for the year ending 2020. Financial Services Union investments are now weighted more in favour of investment property than at any other time over the last 15 years, we believe that both Investment properties are suitably located to retain current tenants and continued to attract tenants during 2020 post the COVID 19 situation.

While Union investments holdings have diminished during the Covid -19 crisis the investments remain more than adequate to sustain the organisations development aspirations now and into the future. It is also noteworthy that as the organisations return from the property investment portfolio increases the dependency on return from Bonds and Equity markets will reduce.

Management have updated their budgets for the next 12 months to reflect their expectation of the likely impact of COVID 19 on the forecast income and expenditure. Having considered the updated forecasts, management are satisfied that the organisation is a position to meet its obligations as they fall due for the period of at least 12 months from signing the financial statements.

Management are of the view that the organisation remains in a strong financial position to fulfil its mandate of behalf of its membership and that as a business they have enough reserves and available cash to manage through this challenging time.

General Council

The names of the persons who were members of the General Council at any time during the year and up to the date of approval of the financial statements are set out below. Unless indicated otherwise, they served as members for the entire year.

John O'Connell - General Secretary	(appointed 02 September 2019)
Gareth Murphy - Acting General Secretary	(interim to 02 September 2019)
Sharon McAuley - President	
John Burns - Honorary Secretary	
Hugh Keaveney - Honorary Finance Officer	
Joe Allsopp	
Dominic Boyd	
Mary Ennis	
Martin Gallagher	
Paul Gilmartin	
Eileen Gorman	
Christian Hanna	
Roger James	
Pat McCarthy	
Mick Nerney	
Liam Ross	
Tom Rutledge	
Etain Ryan Lyons	
Denis Stevenson	

GENERAL COUNCIL REPORT- continued

Accounting records

The measures taken by the General Council to ensure they retain adequate accounting records are the use of appropriate systems and procedures and employment of competent persons. The accounting records are kept at One Stephen Street Upper, Dublin 8, DO8 DE9P.

Events since the end of the financial year

Apart for the Covid 19 pandemic noted above, there are no significant or material subsequent events affecting the Union since the year end.

Auditors

The auditors, PricewaterhouseCoopers, have indicated their willingness to continue in office.

Honorary officers

 President
 Honorary Finance Officer

9 June 2020

FSU - FINANCIAL SERVICES UNION

SECTION 1

COMBINED FINANCIAL STATEMENTS

31 DECEMBER 2019



Independent auditors' report to the General Council of FSU - Financial Services Union

Report on the audit of the non-statutory financial statements

Opinion

In our opinion, FSU- Financial Services Union's non-statutory financial statements (the "financial statements"):

- give a true and fair view of the fund's assets, liabilities and financial position as at 31 December 2019 and of its surplus and cash flows for the year then ended;
- have been properly prepared in accordance with Generally Accepted Accounting Practice in Ireland (accounting standards issued by the Financial Reporting Council of the UK, including Financial Reporting Standard 102 "The Financial Reporting Standard applicable in the UK and Republic of Ireland"); and
- have been properly prepared in accordance with the provisions of the Trade Union Acts 1871 to 1990.

We have audited the financial statements, which comprise:

- the statement of financial position (combined balance sheet) as at 31 December 2019;
 - the Income and Expenditure Account (General Fund, Defence Fund and Benevolent Fund) and statement of other comprehensive income for the year then ended;
 - the cash flow statement for the year then ended;
 - the statement of changes in fund balance for the year then ended; and
 - the notes to the financial statements, which include a description of the significant accounting policies.
-

Basis for opinion

We conducted our audit in accordance with International Standards on Auditing (Ireland) ("ISAs (Ireland)").

Our responsibilities under ISAs (Ireland) are further described in the Auditors' responsibilities for the audit of the financial statements section of our report. We believe that the audit evidence we have obtained is sufficient and appropriate to provide a basis for our opinion.

Independence

We remained independent of the fund in accordance with the ethical requirements that are relevant to our audit of the financial statements in Ireland, which includes IAASA's Ethical Standard, and we have fulfilled our other ethical responsibilities in accordance with these requirements.

Conclusions relating to going concern

We have nothing to report in respect of the following matters in relation to which ISAs (Ireland) require us to report to you where:

- the partners' use of the going concern basis of accounting in the preparation of the financial statements is not appropriate; or
- the partners have not disclosed in the financial statements any identified material uncertainties that may cast significant doubt about the fund's ability to continue to adopt the going concern basis of accounting for a period of at least twelve months from the date when the financial statements are authorised for issue.

However, because not all future events or conditions can be predicted, this statement is not a guarantee as to the fund's ability to continue as a going concern.



Reporting on other information

The other information comprises all of the information in the General Council Report and Financial Statements other than the financial statements and our auditors' report thereon. The partners are responsible for the other information. Our opinion on the financial statements does not cover the other information and, accordingly, we do not express an audit opinion or, except to the extent otherwise explicitly stated in this report, any form of assurance thereon.

In connection with our audit of the financial statements, our responsibility is to read the other information and, in doing so, consider whether the other information is materially inconsistent with the financial statements or our knowledge obtained in the audit, or otherwise appears to be materially misstated. If we identify an apparent material inconsistency or material misstatement, we are required to perform procedures to conclude whether there is a material misstatement of the financial statements or a material misstatement of the other information. If, based on the work we have performed, we conclude that there is a material misstatement of this other information, we are required to report that fact. We have nothing to report based on these responsibilities.

Responsibilities for the financial statements and the audit

Responsibilities of the partners for the financial statements

As explained more fully in the General Councils' Statement of Responsibilities set out on page 3, the general council are responsible for the preparation of the financial statements in accordance with the applicable framework and for being satisfied that they give a true and fair view.

The general council are also responsible for such internal control as they determine is necessary to enable the preparation of financial statements that are free from material misstatement, whether due to fraud or error.

In preparing the financial statements, the general council are responsible for assessing the fund's ability to continue as a going concern, disclosing as applicable, matters related to going concern and using the going concern basis of accounting unless the partners either intend to liquidate the fund or to cease operations or have no realistic alternative but to do so.

Auditors' responsibilities for the audit of the financial statements

Our objectives are to obtain reasonable assurance about whether the financial statements as a whole are free from material misstatement, whether due to fraud or error, and to issue an auditors' report that includes our opinion. Reasonable assurance is a high level of assurance, but is not a guarantee that an audit conducted in accordance with ISAs (Ireland) will always detect a material misstatement when it exists. Misstatements can arise from fraud or error and are considered material if, individually or in the aggregate, they could reasonably be expected to influence the economic decisions of users taken on the basis of these financial statements.

A further description of our responsibilities for the audit of the financial statements is located on the IAASA website at:

https://www.iaasa.ie/getmedia/b2389013-1cf6-458b-9b8f-a98202dc9c3a/Description_of_auditors_responsibilities_for_audit.pdf

This description forms part of our auditors' report.

Use of this report

This report, including the opinion, has been prepared for and only for the partners as a body in accordance with the Trade Union Acts 1871 to 1990 and for no other purpose. We do not, in giving this opinion, accept or assume responsibility for any other purpose or to any other person to whom this report is shown or into whose hands it may come, including without limitation under any contractual obligations of the fund, save where expressly agreed by our prior consent in writing.

A handwritten signature in blue ink that reads 'PricewaterhouseCoopers'.

PricewaterhouseCoopers
Chartered Accountants
Dublin
9 June 2020

INCOME AND EXPENDITURE ACCOUNT
General Fund
Financial Year Ended 31 December 2019

	Notes	2019 €	2018 €
Subscriptions	5(a)	2,900,491	2,986,078
Transfers	5(b)	2,682	2,706
Net rental income	12	435,176	283,602
		<u>3,338,349</u>	<u>3,272,386</u>
Overhead expenses			
Administration	6	2,900,153	4,271,925
Establishment	9	273,486	505,924
Loss/(gain) on revaluation of investment properties	15	250,920	(409,836)
Investment income	10	(773,995)	(645,517)
Other expenditure	11	46,947	44,155
Bankers' club maintenance		10,051	101,347
		<u>2,707,562</u>	<u>3,867,998</u>
Operating surplus/(deficit) before unrealised gains/(losses) on investments		630,787	(595,612)
Unrealised gain/(loss) on investments	16(c)	2,751,200	(1,438,689)
Operating surplus/(deficit) before interest		3,381,987	(2,034,301)
Interest received and similar income, net	13	131	789
Operating surplus/(deficit) before taxation		3,382,118	(2,033,512)
Taxation on surplus/(deficit) on ordinary activities	14	(1,538,211)	(48,488)
Surplus/(deficit) after taxation		<u>1,843,907</u>	<u>(2,082,000)</u>
Dealt with as follows:			
Surplus/(deficit) transferred to accumulated fund balance		<u>1,843,907</u>	<u>(2,082,000)</u>

All amounts above relate to continuing activities.

Total other comprehensive income/(expenditure) is set out on page 11 of the financial statements. Movements on the balance in the income and expenditure account are set out in the statement of changes in funds balances on page 16 of the financial statements. There is no difference between the surplus/(deficit) before taxation and the surplus/(deficit) to transferred to the accumulated fund balance stated above and their historical cost equivalents.

STATEMENT OF COMPREHENSIVE INCOME
General Fund
Financial Year Ended 31 December 2019

	Notes	2019 €	2018 €
Surplus/(deficit) for the financial year		1,843,907	(2,082,000)
Other comprehensive income/(expenditure):			
Remeasurement of net defined benefit liability	22	<u>149,000</u>	<u>(481,000)</u>
Other comprehensive income/(expenditure) for the financial year		<u>149,000</u>	<u>(481,000)</u>
Total comprehensive income/(expenditure) for the financial year		<u>1,992,907</u>	<u>(2,563,000)</u>

INCOME AND EXPENDITURE ACCOUNT
Defence Fund
Financial Year Ended 31 December 2019

	Notes	2019 €	2018 €
Investment expenses		-	-
Other expenses		<u>(8,359)</u>	<u>(409,061)</u>
Deficit before unrealised losses on investments		(8,359)	(409,061)
Unrealised losses on investments	16(c)	<u>-</u>	<u>-</u>
Operating deficit before taxation		(8,359)	(409,061)
Taxation on deficit on ordinary activities		<u>-</u>	<u>-</u>
Deficit after taxation		<u>(8,359)</u>	<u>(409,061)</u>
Dealt with as follows:			
Deficit deducted from accumulated fund balance		<u>(8,359)</u>	<u>(409,061)</u>

All amounts above relate to discontinued activities.

The fund has no other comprehensive income other than those included in the deficit above and, therefore, no statement of total comprehensive income has been presented.

There is no difference between deficit before taxation and the deficit deducted from accumulated fund balance stated above and their historical cost equivalents

INCOME AND EXPDENTURE ACCOUNT
Benevolent Fund
Financial Year Ended 31 December 2019

	Notes	2019 €	2018 €
Income		-	-
Expenditure			
Contribution to general fund		(2,682)	(2,706)
Benefits payable		-	-
		<u> </u>	<u> </u>
Deficit for year		<u>(2,682)</u>	<u>(2,706)</u>
Dealt with as follows:			
Deficit deducted from accumulated fund balance		<u>(2,682)</u>	<u>(2,706)</u>

All amounts above relate to continuing activities.



The fund has no other comprehensive income other than those included in the deficit above and, therefore, no statement of comprehensive income has been presented.

There is no difference between the surplus transferred to accumulated fund balance stated above and its historical cost equivalent.

STATEMENT OF FINANCIAL POSITION (COMBINED BALANCE SHEET)
As at 31 December 2019

	Notes	2019 €	2018 €
Fixed assets	15	10,602,129	8,632,569
Investment and deposits	16	30,042,073	26,516,877
Current assets			
Debtors (including €nil (2018: €nil) due after more than one year)	17	1,004,283	319,035
Cash and bank balances		1,920,142	5,501,235
		<u>2,924,425</u>	<u>5,820,270</u>
Creditors: amounts falling due within one year	18	<u>(2,135,636)</u>	<u>(1,246,591)</u>
Net current assets		<u>788,789</u>	<u>4,573,679</u>
Net assets excluding pension liability		41,432,991	39,723,125
Pension liability	22	<u>(3,397,000)</u>	<u>(3,669,000)</u>
Net assets including pension liability		<u>38,035,991</u>	<u>36,054,125</u>
Funds employed			
Funds' balances			
Retained at beginning of year		36,054,125	39,028,892
Surplus/(deficit) for year		<u>1,981,866</u>	<u>(2,974,767)</u>
Total funds' balances		<u>38,035,991</u>	<u>36,054,125</u>

Honorary officers

 President
 Honorary Finance Officer

CASH FLOW STATEMENT
Financial Year Ended 31 December 2019

	Notes	2019 €	2018 €
Cash outflow from operating activities	21	<u>(397,870)</u>	<u>(1,018,537)</u>
Taxation (paid)/received		<u>(411,606)</u>	<u>36,625</u>
Net cash used from operating activities		<u>(809,476)</u>	<u>(981,912)</u>
Cash flow from investing activities			
Interest received		131	789
Purchase of tangible fixed assets		(2,559,595)	(4,677)
Disposal of fixed assets		561,842	22,000
Encashment of investments		<u>(773,995)</u>	<u>(645,517)</u>
Net cash used in investing activities		<u>(2,771,617)</u>	<u>(627,405)</u>
Cash flows from financing activities			
Interest paid		-	-
Net movements on bank loans		<u>-</u>	<u>-</u>
Net cash used in financing activities		<u>-</u>	<u>-</u>
Net decrease in cash and cash equivalents in the year		<u>(3,581,093)</u>	<u>(1,609,317)</u>
Cash and cash equivalents at 1 January		<u>5,501,235</u>	<u>7,110,552</u>
Cash and cash equivalents at 31 December		<u>1,920,142</u>	<u>5,501,235</u>
Cash and cash equivalents consists of:			
Cash at bank and in hand		1,920,142	5,501,235
Short term deposits (included in current asset investments)		-	-
Cash and cash equivalents		<u>1,920,142</u>	<u>5,501,235</u>

STATEMENT OF CHANGES IN FUNDS' BALANCES
Financial Year Ended 31 December 2019

	Notes	Funds' balances €	Total €
At 1 January 2019		<u>36,054,125</u>	<u>36,054,125</u>
Movement during 2019:			
Surplus for the year		1,832,866	2,871,939
Other comprehensive income for the year		<u>149,000</u>	<u>149,000</u>
Total comprehensive income for the year		<u>1,981,866</u>	<u>3,020,939</u>
At 31 December 2019		<u>38,035,991</u>	<u>39,075,064</u>

NOTES TO THE FINANCIAL STATEMENTS

1 General information

FSU - Financial Services Union is the leading trade union representing staff in Ireland's financial services sector – with just over 11,000 members located in the Republic of Ireland, Northern Ireland and Great Britain. The Union is essentially a voluntary organisation – in which elected members organise a range of activities on behalf of their fellow members – with the assistance of a team of full-time staff who provide administrative, technical and professional support. The office of the Union is One Stephen Street Upper, Dublin 8, DO8 DE9P.

2 Statement of compliance

The financial statements have been prepared on a going concern basis and in accordance with Irish GAAP (accounting standards issued by the UK Financial Reporting Council). The financial statements comply with Financial Reporting Standard 102, 'The Financial Reporting Standard applicable in the UK and Republic of Ireland' (FRS 102).

3 Summary of significant accounting policies

The significant accounting policies used in the preparation of the financial statements are set out below. These policies have been consistently applied to all financial years presented, unless otherwise stated.

(a) Basis of preparation

The financial statements have been prepared under the historical cost convention, as modified by the measurement of certain financial assets and liabilities at fair value through income and expenditure account, and the measurement of freehold land and buildings at their deemed cost on transition to FRS 102.

The preparation of financial statements in conformity with FRS 102 requires the use of certain key assumptions concerning the future, and other key sources of estimation uncertainty at the reporting date. It also requires the General Council to exercise its judgement in the process of applying the Union's accounting policies. The areas involving a higher degree of judgement or areas where assumptions and estimates have a significant risk of causing a material adjustment to the carrying amounts of assets and liabilities within the next financial year are disclosed in note 4.

(b) Going concern

The Union meets its day-to-day working capital requirements through its cash balances and investments. The current economic conditions continue to create uncertainty over the level of demand for membership of the Union. The union's revised forecasts and projections, taking account of reasonably possible changes in trading performance, and having considered in detail the potential risks and likely impacts of the Coronavirus pandemic, continue to show that the union should be able to operate within the level of its current cash reserves and investments. See the note included in the General Council Report for further details on the specific reviews undertaken in relation to the Coronavirus. After making enquiries, the General Council have a reasonable expectation that the union has adequate resources to continue in operational existence for the foreseeable future. Therefore these financial statements have been prepared on a going concern basis.

(c) Exemptions for qualifying entities under FRS 102

FRS 102 allows a qualifying entity certain disclosure exemptions. As none of these exemptions are relevant to the circumstances of the Union no exemptions have been taken.

(d) Revenue recognition

Subscriptions

The amounts represent the total value of subscriptions received and receivable from members during the year.

NOTES TO THE FINANCIAL STATEMENTS – continued

3 Summary of significant accounting policies - continued

(e) Tangible fixed assets

Tangible fixed assets are carried at cost (or deemed cost) less accumulated depreciation and accumulated impairment losses. Cost includes the original purchase price, costs directly attributable to bringing the asset to the location and condition necessary for its intended use, applicable dismantling, removal and restoration costs and borrowing costs capitalised.

(i) Freehold premises

Freehold premises are carried at cost (or deemed cost) less accumulated depreciation and accumulated impairment losses.

(ii) President's chain of office

The President's chain of office is carried at cost (or deemed cost) less accumulated impairment losses.

(iii) Furniture and office equipment

Furniture and office equipment are carried at cost (or deemed cost) less accumulated depreciation and accumulated impairment losses.

(iv) Motor vehicles

Motor vehicles are carried at cost (or deemed cost) less accumulated depreciation and accumulated impairment losses.

(v) Depreciation and residual values

Land is not depreciated. Depreciation on other assets is calculated, using the straight-line method over their estimated useful lives, as follows:

Freehold premises	50 years
Motor vehicles	5 years
Furniture and office equipment	10 years

The assets' residual values and useful lives are reviewed, and adjusted, if appropriate, at the end of each financial year. The effect of any change in either residual values or useful lives is accounted for prospectively.

The Union does not adopt a policy of revaluing tangible fixed assets.

(vi) Subsequent additions and major components

Subsequent costs, including major inspections, are included in the assets carrying amount or recognised as a separate asset, as appropriate, only when it is probable that economic benefits associated with the item will flow to the Union and the cost can be measured reliably.

The carrying amount of any replaced component is derecognised. Major components are treated as a separate asset where they have significantly different patterns of consumption of economic benefits and are depreciated separately over its useful life.

Repairs, maintenance and minor inspection costs are expensed as incurred.

(vii) Assets in the course of construction

Assets in the course of construction are stated at cost. These assets are not depreciated until it is available for use

(viii) Derecognition

Tangible assets are derecognised on disposal or when no future economic benefits are expected. On disposal, the difference between the net disposal proceeds and the carrying amount is recognised in the income and expenditure account.

NOTES TO THE FINANCIAL STATEMENTS – continued

3 Summary of significant accounting policies - continued

(f) Investment property

The cost of a purchased investment property is its purchase price plus any directly attributable costs, such as professional fees for legal services, property transfer taxes and other transaction costs. Costs incurred in undertaking market studies before the purchase of a property are expensed as incurred.

The cost of an investment property for which payment is deferred beyond normal credit terms is the present value of all future payments. Management discount future payments using the market rate of interest for a similar debt instrument. The difference between the present value and the amount payable is recognised as an interest expense over the period of credit.

Investment properties whose fair value can be measured reliably are measured at fair value at each reporting date with changes in fair value recognised in income and expenditure.

The Company engaged independent valuation specialists to determine fair value at 31 December 2019. The key assumptions used to determine the fair value of investment property are further explained in note 15.

(g) Combined balance sheet

The combined balance sheet includes the balance sheets of:

- (i) the general fund;
- (ii) the defence fund; and
- (iii) the benevolent fund.

In combining the balance sheets noted above, all internal indebtedness between the funds has been eliminated.

(h) Investments and dividend income

The Union's investments are carried at fair value. Fair value is "the amount for which an asset could be exchanged between knowledgeable, willing parties in an arm's length transaction other than in a forced or liquidation sale". Estimates are made at a specific point in time, based on market conditions and information about the financial instrument.

Realised gains and losses, being the difference between the net sale proceeds and the fair value, are included in the income and expenditure account as realised gains/(losses) on disposal of investments in investment income.

Unrealised gains and losses, being the difference between the fair value at the end of the year and the fair value at the beginning of the year or date of purchase if later, as adjusted for the reversal of unrealised gains and losses recognised in earlier accounting periods which are now realised, are included in the income and expenditure account as unrealised gains/losses on investments.

Dividend income from investments at fair value through surplus or deficit is recognised in the income and expenditure account as part of investment income.

Fair value estimates are subjective in nature and involve uncertainties and matters of significant judgement and therefore cannot be determined with precision. They could be significantly affected by the changes in assumptions.

NOTES TO THE FINANCIAL STATEMENTS – continued**3 Summary of significant accounting policies - continued****(i) Foreign currency**

Normal exchange differences arising on revenue transactions are reflected in the result for the year. Purchases and sales of investments are translated at the rate ruling at the relevant transaction date. Bank balances are translated at the year-end rate.

(i) Functional and presentation currency

The Union's functional presentation currency is the Euro, denominated by the symbol '€'.

(ii) Transactions and balances

Foreign currency transactions are translated into the functional currency using the spot exchange rates at the dates of the transactions.

At each period end foreign currency monetary items are translated to Euro using the closing rate. Non-monetary items measured at historical cost are translated using the exchange rate at the date of the transaction and non-monetary items measured at fair value are measured using the exchange rate when fair value was determined.

Foreign exchange gains and losses resulting from the settlement of transactions and from the translation at period-end exchange rates of monetary assets and liabilities denominated in foreign currencies are recognised in the income and expenditure account except when deferred in other comprehensive income as qualifying cash flow hedges.

Foreign exchange gains and losses that relate to borrowings and cash and cash equivalents are presented in the income and expenditure account.

(j) Employee benefits

The Union provides a range of benefits to employees, including short term employee benefits such as annual bonus arrangements and paid holiday arrangements and post-employment benefits (in the form of defined benefit or defined contribution pension plans).

(i) Short term benefits

Short term employee benefits, including paid holiday arrangements and other similar non-monetary benefits, are recognised as an expense in the financial year in which employees render the related service.

(ii) Defined contribution pension plans

The Union operates a defined contribution plan for certain employees. A defined contribution plan is a pension plan under which the Union pays fixed contributions into a separate entity and has no legal or constructive obligation to pay further contributions or to make direct benefit payments to employees if the fund does not hold sufficient assets to pay all employee benefits relating to employee service in the current and prior periods. The assets of the plan are held separately from the Union in independently administered funds. The contributions to the defined contribution plan are recognised as an expense when they are due. Amounts not paid are shown in accruals in the balance sheet.

(iii) Defined benefit pension plan

The Union operates a defined benefit plan for certain employees. A defined benefit plan defines the pension benefit that the employee will receive on retirement, usually dependent upon several factors including age, length of service and remuneration. A defined benefit plan is a pension plan that is not a defined contribution plan.

The liability recognised in the balance sheet in respect of the defined benefit plan is the present value of the defined benefit obligation at the end of the reporting date less the fair value of the plan assets at the reporting date.

NOTES TO THE FINANCIAL STATEMENTS – continued**3 Summary of significant accounting policies - continued****(j) Employee benefits - continued***(iii) Defined benefit pension plan - continued*

The defined benefit obligation is calculated using the projected unit credit method. Annually the Union engages independent actuaries to calculate the obligation. The present value is determined by discounting the estimated future payments using market yields on high quality corporate bonds that are denominated in Euro and that have terms approximating the estimated period of the future payments (discount rate').

The fair value of plan assets out of which the obligations are to be settled is measured in accordance with the Union's accounting policy for financial assets. For most plan assets this is the quoted price in an active market. Where quoted prices are not available appropriate valuation techniques are used to estimate the fair value.

The cost of the defined benefit plan, recognised in the income and expenditure account as employee costs, except where included in the cost of an asset, comprises:

- (a) the increase in pension benefit liability arising from employee service during the period; and
- (b) the cost of plan introductions, benefit changes, curtailments and settlements.

The net interest cost is calculated by applying the discount rate to the net balance of the defined benefit obligation and the fair value of plan assets. This cost is recognised in income and expenditure as 'finance expense'.

Actuarial gains and losses arising from experience adjustments and changes in actuarial assumptions are charged or credited to other comprehensive income. These amounts together with the return on plan assets, less amounts included in net interest, are presented as 'remeasurement of net defined benefit liability' in other comprehensive income.

(k) Income tax

Income tax expense for the financial year comprises current and deferred tax recognised in the financial year. Income tax expense is presented in the same component of total comprehensive income (income and expenditure account or other comprehensive income) or equity as the transaction or other event that resulted in the income tax expense.

Current or deferred taxation assets and liabilities are not discounted.

(i) Current tax

Current tax is the amount of income tax payable in respect of the taxable surplus for the year or prior years. Tax is calculated on the basis of tax rates and laws that have been enacted or substantively enacted by the period end.

Management periodically evaluates positions taken in tax returns with respect to situations in which applicable tax regulation is subject to interpretation. It establishes provisions where appropriate on the basis of amounts expected to be paid to the tax authorities.

(ii) Deferred tax

Deferred tax arises from timing differences that are differences between taxable surpluses and total comprehensive income as stated in the financial statements. These timing differences arise from the inclusion of income and expenses in tax assessments in periods different from those in which they are recognised in financial statements.

Deferred tax is recognised on all timing differences at the reporting date except for certain exceptions. Unrelieved tax losses and other deferred tax assets are only recognised when it is probable that they will be recovered against the reversal of deferred tax liabilities or other future taxable surpluses.

NOTES TO THE FINANCIAL STATEMENTS – continued

3 Summary of significant accounting policies - continued

(k) Income tax - continued

(ii) Deferred tax - continued

Deferred tax is measured using tax rates and laws that have been enacted or substantively enacted by the period end and that are expected to apply to the reversal of the timing difference.

(l) Impairment of non-financial assets

At the end of each financial year date non-financial assets not carried at fair value are assessed to determine whether there is an indication that the asset (or asset's cash generating unit) may be impaired. If there is such an indication the recoverable amount of the asset (or asset's cash generating unit) is estimated.

The recoverable amount of the asset (or cash-generating unit) is the higher of its fair value less costs to sell and its value in use. Value in use is the present value of the future cash flows expected to be derived from continuing use of the asset (or cash-generating unit) and from its ultimate disposal. In measuring value-in-use pre-tax and interest cash flows are discounted using a pre-tax discount rate that represents the current market risk-free rate and the risks specific to the asset for which the future cash flow estimates have not been adjusted.

If the recoverable amount of the asset (or asset's cash generating unit) is estimated to be lower than the carrying amount, the carrying amount is reduced to its recoverable amount. An impairment loss is recognised in the income and expenditure account, unless the asset has been revalued when the amount is recognised in other comprehensive income to the extent of any previously recognised revaluation. Thereafter any excess is recognised in surplus or deficit.

If an impairment loss reverses (the reasons for the impairment loss have ceased to apply), the carrying amount of the asset (or asset's cash generating unit) is increased to the revised estimate of its recoverable amount, but only to the extent that the revised carrying amount does not exceed the carrying amount that would have been determined (net of depreciation) had no impairment loss been recognised in prior financial years. A reversal of an impairment loss is recognised in the income and expenditure account, unless the asset is carried at a revalued amount.

(m) Cash and cash equivalents

Cash and cash equivalents includes cash in hand, deposits held at call with banks, other short-term highly liquid investments with original maturities of three months or less. Bank overdrafts are shown within borrowings in current liabilities. Cash and cash equivalents are initially measured at transaction price and subsequently measured at amortised cost.

Bank deposits which have original maturities of more than three months are not cash and cash equivalents and are presented as current asset investments.

(n) Related party transactions

The Union discloses transactions with related parties.

(o) Provisions and contingencies

(i) Provisions

Provisions are recognised when there is a present legal or constructive obligation as a result of past events; it is probable that an outflow of resources will be required to settle the obligation; and the amount of the obligation can be estimated reliably.

Provisions are measured at the present value of the best estimate of the amount required to settle the obligation using a pre-tax rate that reflects current market assessments of the time value of money and the risks specific to the liability. Provisions are reviewed at the end of each financial year and adjusted to reflect the current best estimate of the amount required to settle the obligation. The unwinding of the discount is recognised as a finance cost in surplus or deficit, presented as part of 'interest payable and similar charges' in the financial year in which it arises.

NOTES TO THE FINANCIAL STATEMENTS – continued**3 Summary of significant accounting policies - continued****(o) Provisions and contingencies - continued***(i) Provisions - continued*

Where there are a number of similar obligations, the likelihood that an outflow will be required in settlement is determined by considering the class of obligations as a whole.

(ii) Contingencies

Contingent liabilities, arising as a result of past events, are not recognised when (i) it is not probable that there will be an outflow of resources or that the amount cannot be reliably measured at the reporting date or (ii) when the existence will be confirmed by the occurrence or non-occurrence of uncertain future events not wholly within the Union's control. Contingent liabilities are disclosed in the financial statements unless the probability of an outflow of resources is remote.

Contingent assets are not recognised. Contingent assets are disclosed in the financial statements when an inflow of economic benefits is probable.

(p) Financial assets, liabilities and instruments

The Union has chosen to adopt Sections 11 and 12 of FRS 102 in respect of financial instruments.

(i) Financial assets

Basic financial assets, including trade and other receivables, cash and bank balances, are initially recognised at transaction price, unless the arrangement constitutes a financing transaction, where the transaction is measured at the present value of the future receipts discounted at a market rate of interest.

Such assets are subsequently carried at amortised cost using the effective interest method.

At the end of each reporting period financial assets measured at amortised cost are assessed for objective evidence of impairment. If an asset is impaired the impairment loss is the difference between the carrying amount and the present value of the estimated cash flows discounted at the asset's original effective interest rate. The impairment loss is recognised in surplus or deficit.

If there is decrease in the impairment loss arising from an event occurring after the impairment was recognised, the impairment is reversed. The reversal is such that the current carrying amount does not exceed what the carrying amount would have been had the impairment not previously been recognised. The impairment reversal is recognised in surplus or deficit.

Other financial assets, including investments in equity instruments which are not subsidiaries, associates or joint ventures, are initially measured at fair value, which is normally the transaction price.

Such assets are subsequently carried at fair value and the changes in fair value are recognised in surplus or deficit, except that investments in equity instruments that are not publically traded and whose fair values cannot be measured reliably are measured at cost less impairment.

Financial assets are derecognised when (a) the contractual rights to the cash flows from the asset expire or are settled, or (b) substantially all the risks and rewards of the ownership of the asset are transferred to another party or (c) despite having retained some significant risks and rewards of ownership, control of the asset has been transferred to another party who has the practical ability to unilaterally sell the asset to an unrelated third party without imposing additional restrictions.

Unlisted securities are stated at cost less provision for any impairment in value.

Provision is made for doubtful debts using an exposures-based method, which is designed to provide for those debts which it is considered might be irrecoverable.

NOTES TO THE FINANCIAL STATEMENTS - continued

3 Summary of significant accounting policies - continued

(p) Financial assets, liabilities and instruments - continued

(ii) *Financial liabilities*

Basic financial liabilities, including trade and other creditors, bank loans, loans from related companies, are initially recognised at transaction price, unless the arrangement constitutes a financing transaction. Where the arrangement constitutes a financing transaction the resulting financial liability is initially measured at the present value of the future payments discounted at a market rate of interest for a similar debt instrument.

Trade and other creditors, bank loans, loans from related companies and financial liability from arrangements which constitute financing transactions are subsequently carried at amortised cost, using the effective interest method.

Fees paid on the establishment of loan facilities are recognised as transaction costs of the loan to the extent that it is probable that some or all of the facility will be drawn down. In this case, the fee is deferred until the draw-down occurs. To the extent there is no evidence that it is probable that some or all of the facility will be drawn down, the fee is capitalised as a pre-payment for liquidity services and amortised over the period of the facility to which it relates.

Trade creditors are obligations to pay for goods or services that have been acquired in the ordinary course of business from suppliers. Trade creditors are classified as due within one year if payment is due within one year or less. If not, they are presented as falling due after more than one year. Trade creditors are recognised initially at transaction price and subsequently measured at amortised cost using the effective interest method.

Financial liabilities are derecognised when the liability is extinguished, that is when the contractual obligation is discharged, cancelled or expires.

(q) Leased assets

(i) *Operating leases*

Operating leases do not transfer substantially all the risks and rewards of ownership to the lessor. Payments under operating leases are charged to the income and expenditure account on a straight-line basis over the period of the lease.

(ii) *Lease incentives*

Incentives received to enter into a finance lease reduce the fair value of the asset and are included in the calculation of present value of minimum lease payments.

Incentives received to enter into an operating lease are credited to the income and expenditure account, to reduce the lease expense, on a straight-line basis over the period of the lease.

NOTES TO THE FINANCIAL STATEMENTS - continued

4 Critical accounting judgements and estimation uncertainty

Estimates and judgements made in the process of preparing the financial statements are continually evaluated and are based on historical experience and other factors, including expectations of future events that are believed to be reasonable under the circumstances.

(a) Critical judgements in applying the entity's accounting policies

There are no critical judgements, apart from those involving estimates, made by the directors that have had significant effect on the amounts recognised in the financial statements.

(b) Critical accounting estimates and assumptions

The General Council make estimates and assumptions concerning the future in the process of preparing the financial statements. The resulting accounting estimates will, by definition, seldom equal the related actual results. The estimates and assumptions that have a significant risk of causing a material adjustment to the carrying amounts of assets and liabilities within the next financial year are addressed below.

(i) *Defined benefit pension scheme*

Certain employees participate in a defined benefit pension plan. The calculation of the cost of these pension benefits and the present value of the defined benefit obligation incorporate a number of estimates and assumptions, including; life expectancy, salary increases, inflation and the discount rate on corporate bonds. The pension plan assets are measured at fair value at the end of each financial year. The assumptions and estimates used in calculating the cost for the financial year, the defined benefit obligation and the fair value of the plan assets at the end of each financial year reflect historical experience and current trends. See note 22 for the disclosures relating to the defined benefit pension plan.

(ii) *Investments and Investment properties*

Fair value estimates are subjective in nature and involve uncertainties and matters of significant judgement and therefore cannot be determined with precision. They could be significantly affected by the changes in assumptions.

5 (a) Subscriptions	2019 €	2018 €
Analysis of turnover by geographical market:		
Republic of Ireland	2,189,397	2,447,156
Northern Ireland	533,492	472,658
UK	177,602	66,264
	<u>2,900,491</u>	<u>2,986,078</u>
 (b) Transfers		
Benevolent Fund	<u>2,682</u>	<u>2,706</u>

NOTES TO THE FINANCIAL STATEMENTS - continued

6 Administration	2019 €	2018 €
Salaries and wages (note 7)	1,258,740	2,113,073
Staff pension scheme (note 7)	193,195	227,110
Staff training	30,213	16,448
Travelling and meeting expenses (note 8)	523,769	574,499
District secretaries' and Biennial delegate conferences	540	171,832
Postage and telephone	69,646	95,990
Printing, stationery and news sheet expenses	15,444	17,320
Subscriptions, affiliation fees and expenses	97,944	91,739
Audit fees	54,319	50,868
Legal fees	123,743	123,347
Professional fees	268,631	457,928
Recruitment expense	38,974	52,665
Sports and social activities	56,041	65,795
Bank interest and charges	7,753	7,579
Sundry expenses	126,250	144,117
Architects fees	34,950	61,615
	<u>2,900,152</u>	<u>4,271,925</u>

Auditors' remuneration

Remuneration (including expenses) for the audit of the financial statements and other services carried out by the Union's auditors is as follows:

	2019 €	2018 €
Audit of financial statements	46,710	44,165
Other assurance services	10,000	10,000
Tax advisory services	16,290	16,290
Other non-audit services	27,060	79,561
	<u>100,060</u>	<u>150,016</u>

7 Employment	2019 Number	2018 Number
---------------------	----------------	----------------

(i) Employees

The average number of persons employed by the Union, including key management, during the year is analysed below:

Administration	<u>22</u>	<u>23</u>
----------------	-----------	-----------

(ii) Salaries and wages costs comprise:

	2019 €	2018 €
Wages and salaries	1,258,740	1,484,630
Redundancies/retirements	-	628,443
Social insurance costs	-	-
Other retirement benefit costs	193,195	227,110
Salary and wages costs	<u>1,451,935</u>	<u>2,340,183</u>

NOTES TO THE FINANCIAL STATEMENTS - continued

7 Employment – continued

(ii) Salaries and wages - continued

Of the total staff costs €Nil (2018: €nil) has been capitalised into tangible fixed assets and €1,451,934 (2018: €2,340,183) has been treated as an expense in the income and expenditure account.

2019	2018
€	€

(iii) Key management compensation

Key management includes the General Council and members of key management. The compensation paid or payable to key management for employee services is shown below:

Salaries and other short-term benefits	127,833	351,571
Post-employment benefits	-	-
Total key management compensation	<u>127,833</u>	<u>351,571</u>

No General Council members received any emoluments in the year (2018: €Nil) relating to their services to the Union.

The Union initiated a voluntary severance scheme in October 2018. The total amount that the Financial Services Union owed as at the reporting date was €210,000 (2018: €397,000).

8 Travelling and meeting expenses

2019	2018
€	€

General Council	169,594	188,756
Negotiation meetings	65,462	61,591
District meetings	50,784	46,542
Sector and other meetings	237,929	277,610
	<u>523,769</u>	<u>574,499</u>

9 Establishment

2019	2018
€	€

Rates	60,349	44,843
Light and heat	37,812	43,235
Maintenance, repairs and security	220,382	278,934
Insurance	27,558	31,595
Depreciation	84,529	99,529
Minor capital purchases	1,107	4,413
(Profit)/loss on disposal of fixed assets	(158,251)	3,375
	<u>273,486</u>	<u>505,924</u>

10 Investment income

2019	2018
€	€

Realised gain on disposal of investments	<u>773,995</u>	<u>645,517</u>
--	----------------	----------------

NOTES TO THE FINANCIAL STATEMENTS - continued

11 Other expenditure	2019 €	2018 €
Pension finance losses	69,000	63,000
Exchange loss	4,606	3,300
Marketing and other contributions	(26,659)	(22,145)
	<u>46,947</u>	<u>44,155</u>
12 Net rental income	2019 €	2018 €
Rental income	<u>435,176</u>	<u>283,602</u>
13 Net interest received and similar income	2019 €	2018 €
Bank interest	<u>131</u>	<u>789</u>
Total interest income on financial assets not measured at fair value through surplus or deficit	<u>131</u>	<u>789</u>
Total interest receivable and similar income	<u>131</u>	<u>789</u>

NOTES TO THE FINANCIAL STATEMENTS - continued

14 Taxation	2019 €	2018 €
Based on the dividends, surplus on investment income and interest received for the year:		
(a) Tax expense included in the income and expenditure account		
Current tax		
Irish corporation tax charge for the year	410,219	319,329
Adjustments in respect of prior years:		
Under provision from prior year	-	-
Current tax expense for the financial year	<u>410,219</u>	<u>319,329</u>
Deferred tax		
Deferred tax on financial instruments measured at fair value through income and expenditure account	1,127,992	(270,841)
Deferred tax expense for the financial year	1,127,992	(270,841)
Tax on surplus/(deficit) on ordinary activities	<u>1,538,211</u>	<u>48,488</u>
Surplus/(deficit) before tax	3,371,078	(2,445,282)
Taxed at the standard rate of corporation tax (20%)	674,216	(489,056)
Income and gains taxable at higher income tax rates	317,826	262,663
Non-deductible expenses/(non-taxable income)	(581,823)	545,722
Under-provision from prior year	-	-
Deferred tax	1,127,992	(270,841)
Tax on surplus(deficit) on ordinary activities	<u>1,538,211</u>	<u>48,488</u>

NOTES TO THE FINANCIAL STATEMENTS - continued

15 Fixed assets

	Freehold premises €	Investment property €	President's chain of office €	Furniture and office equipment €	Motor vehicles €	Total €
Cost/valuation						
At 1 January 2019	4,090,000	4,809,300	2,716	1,562,953	21,455	10,486,424
Fair value adjustment	-	(250,920)	-	-	-	(250,920)
Additions	252,921	2,362,157	-	100,931	-	2,716,009
Disposal	(450,000)	-	-	-	-	(450,000)
At 31 December 2019	3,892,921	6,920,537	2,716	1,663,884	21,455	12,501,513
Depreciation						
At 1 January 2019	327,200	-	-	1,505,200	21,455	1,853,855
Charge to income and expenditure account	76,581	-	-	7,948	-	84,529
Disposal	(39,000)	-	-	-	-	(39,000)
At 31 December 2019	364,781	-	-	1,513,148	21,455	1,899,384
Net book value						
At 31 December 2019	3,528,140	6,920,537	2,716	150,736	-	10,602,129
At 31 December 2018	3,762,800	4,809,300	2,716	57,753	-	8,632,569

NOTES TO THE FINANCIAL STATEMENTS - continued

15 Fixed assets - continued

During the financial year, tangible fixed assets with a carrying amount of €411,000 were disposed of. The assets had a cost of €450,000 and accumulated depreciation and impairment of €39,000. The gain on the disposal of these tangible fixed assets was €158,251 (2018: €3,375).

The net carrying amount of assets held under finance leases included in plant and machinery is €nil (2018: €nil).

The properties were valued at 31 December 2019 by an external valuer (GVA) using market based evidence for similar properties sold in the local area.

16 (a) Investments	2019 €	2018 €
Managed Funds	30,031,502	26,506,306
Other	10,571	10,571
	<u>30,042,073</u>	<u>26,516,877</u>

(b) Financial risk management

The Union's objective is to achieve long-term capital appreciation through investment in a portfolio of equity-linked funds. Its risk management objectives and policies are consistent with this objective, but there can be no guarantee that it will be achieved.

The Union has delegated the management of its portfolio, including risk management, to the Investment Manager. In doing so it is dependent on the Investment Manager's ability and willingness to effect good investments and give appropriate direction to the Union.

The Union's overall risk management programme focuses on the unpredictability of financial markets and seeks to minimise potential adverse effects on the Union's financial performance. Unforeseen economic or political circumstances can have a sudden effect on markets. This could manifest itself by either significant buying or selling, or less inclination to trade until it is clear how prices in the market will be affected in the longer term. If the valuation date coincides with such an event, the data on which any valuation is based may not be clear, be incomplete or inconsistent, with an obvious impact on the certainty that can be attached to the valuation. In addition, a longer than normal marketing period may be required to achieve a sale in certain market conditions.

NOTES TO THE FINANCIAL STATEMENTS - continued

16 (a) Reconciliation of investments at 31 December to opening balance	2019 €	2018 €
Market value at 1 January	26,516,878	27,310,050
Interest earned	-	-
Unrealised gain/(loss) *	2,751,200	(1,438,689)
Realised gain **	773,995	645,517
Closing balance at 31 December	<u>30,042,073</u>	<u>26,516,878</u>

* Investment management charges of €138,950 (2018: €) are included within the unrealised gain/(loss) figure.

** Tax which has been deducted at source on certain realised gains is included within realised gains on disposal of investments.

17 Debtors	2019 €	2018 €
Other debtors	446,171	270,388
Prepayments	558,112	48,647
	<u>1,004,283</u>	<u>319,035</u>

Other debtors include €nil (2018: €nil) which is due after more than one year. Other debtors are stated after provisions for impairment of €nil (2018: €nil).

18 Creditors – amounts falling due within one year	2019 €	2018 €
Trade creditors	201,382	35,075
Other creditors including tax and social insurance	86,850	85,668
Accruals	628,627	944,757
Deferred tax liability	1,127,992	-
Corporation tax	90,785	181,091
	<u>2,135,636</u>	<u>1,246,591</u>

Trade and other creditors are payable at various date in the three months after the end of the financial year in accordance with the creditors usual and customary credit terms.

Creditors for tax and social insurance are payable in the timeframe set down in the relevant legislation.

	2019 €	2018 €
Other creditors including tax and social insurance comprise:		
PAYE	32,096	44,729
PRSI	15,904	14,234
VAT	38,850	26,705
	<u>86,850</u>	<u>85,668</u>

NOTES TO THE FINANCIAL STATEMENTS - continued

19 Financial instruments	Notes	2019 €	2018 €
Financial assets at fair value through income and expenditure		30,301,501	26,516,877
Financial assets that are debt instruments measured at amortised cost:			
- Other debtors	17	446,171	270,388
		<u>30,747,672</u>	<u>26,787,265</u>
Cash at bank and in hand		1,920,142	5,501,235
Financial assets that are equity instruments measured at cost less impairment		-	-
Financial liabilities measured at fair value through income:			
- Derivative financial instruments		-	-
Financial liabilities measured at amortised cost:			
- Trade creditors	18	201,382	35,075
- Other creditors	18	895,181	1,211,516
		<u>1,096,563</u>	<u>1,246,591</u>

20 Fund balances	Opening balance €	Surplus/ (deficit) €	Closing balance €
General fund	33,998,050	1,992,907	35,990,957
Defence fund	2,017,032	(8,359)	2,008,673
Benevolent fund	32,543	(2,682)	29,861
Other funds *	6,500	-	6,500
	<u>36,054,125</u>	<u>1,981,866</u>	<u>38,035,991</u>
		2019 €	2018 €

* Other funds comprise the following:

Benevolent fund reserve	1,981	1,981
J Titterington prize fund	1,288	1,288
Denroche Trust fund	1,225	1,225
PC Bell fund	736	736
Fraser fund	1,270	1,270
	<u>6,500</u>	<u>6,500</u>

NOTES TO THE FINANCIAL STATEMENTS - continued

21 Cash outflow from operating activities	Notes	2019 €	2018 €
Amounts included in the cash flow statement are reconciled or analysed as follows:			
(a) Cash flow from operating activities			
Operating surplus/(deficit) before interest		3,370,946	(2,446,068)
Depreciation	15	84,529	99,529
(Gain)/loss on disposal of fixed assets		(158,251)	3,375
Loss/(gain) on revaluation on buildings – non cash	15	250,920	(409,836)
Increase in debtors		(685,253)	(82,103)
(Increase)/decrease other non-cash movements on investments and pensions		(3,023,200)	1,323,690
(Decrease)/increase in creditors		(237,562)	492,876
Cash outflow from operating activities		<u>(397,870)</u>	<u>(1,018,537)</u>
		2019 €	2018 €
(b) Operating surplus/(deficit) before interest			
General fund		3,381,987	(2,034,301)
Defence fund		(8,359)	(409,061)
Benevolent Fund		(2,682)	(2,706)
Operating surplus/(deficit) before interest		<u>3,370,946</u>	<u>(2,446,068)</u>

22 Retirement benefits

The Union operates a defined benefit pension scheme with assets held in a separately administered fund. The contributions are determined by a qualified actuary on the basis of triennial valuations using the projected unit method. The most recent valuation for funding purposes was carried out by a qualified independent actuary as at 1 January 2019 and is available for inspection by the scheme members but not for public inspection.

A comprehensive actuarial valuation, using the projected unit credit method, was carried out at 31 December 2019 by Towers Watson, independent consulting actuaries. Adjustments to the valuation at that date have been made based on the following assumptions in measuring the defined benefit obligation at the end of the financial year:

The principal actuarial assumptions at the balance sheet date:

	2019	2018	2017
Rate of increase in salaries	2.5%	2.7%	2.8%
Rate of increase in pensions in payment	1.5%	1.7%	1.8%
Discount rate	1.2%	1.9%	2.0%
Inflation assumption	1.5%	1.7%	1.8%

NOTES TO THE FINANCIAL STATEMENTS - continued

22 Retirement benefits - continued	2019 Years	2018 Years
Mortality assumptions used are as follows:		
Longevity at age 65 for current pensioners		
Male	21.0	21.0
Female	24.0	24.0
Longevity at age 45 for future pensioners		
Male	24.0	23.0
Female	27.0	26.0

Risks and rewards arising from the assets

At 31 December 2019 the scheme assets were invested in a diversified portfolio that consisted primarily of equities and bonds.

The expected return on scheme assets is determined by considering the expected returns available on the assets underlying the current investment policy. Expected yields on fixed interest investments are based on gross redemption yields as at the balance sheet date. Expected returns on equity reflect long term real rates of return experienced in the respective markets.

The fair value of scheme assets was:

	2019 €'000	2018 €'000
Equities	3,532	2,940
Bonds	4,036	3,245
Other	2,522	2,051
	<u>10,090</u>	<u>8,236</u>

Movement in the deficit for the year:

Deficit in scheme at 1 January	(3,669)	(3,303)
Current service cost	(116)	(122)
Contributions	308	300
Other finance charge	(69)	(63)
Return/(loss) on plan assets	1,580	(479)
Actuarial loss/(gain) arising during the year	(1,431)	(2)
Deficit in scheme at 31 December	<u>(3,397)</u>	<u>(3,669)</u>

NOTES TO THE FINANCIAL STATEMENTS - continued

22 Retirement benefits – continued

The following amounts have been recognised in respect of the defined benefit pension scheme in the income and expenditure account:

	2019 €'000	2018 €'000
Charged to income and expenditure account		
Current service cost	(116)	(122)
Interest income/(expense)		
Interest income	155	170
Interest expense	(224)	(233)
Net interest	(69)	(63)
Total defined benefit (cost)/ credit recognised in income and expenditure	<u>(185)</u>	<u>185</u>
Analysis of amount recognised in statement of comprehensive income		
Return/loss on plan assets	(1,580)	479
Actuarial loss/(gain) arising during the year	1,431	2
Remeasurement effects recognised in OCI	(149)	481

Analysis of change to fair value of assets and liabilities during the year

	Scheme assets €,000	Scheme liabilities €,000	Pension deficit €,000
At 1 January 2019	8,236	(11,905)	(3,669)
Current service cost	-	(116)	(116)
Interest expense	-	(224)	(224)
Return on plan assets	155	-	155
Actuarial gain/(loss) arising during the year	1,580	(1,431)	149
Benefits (paid)/received	(189)	189	-
Employer contributions paid	308	-	308
Administration	-	-	-
At 31 December 2019	<u>10,090</u>	<u>(13,487)</u>	<u>(3,397)</u>

Defined contribution scheme

The company also operates a defined contribution scheme to provide benefits for employees. Contributions made to the defined contribution scheme during the year amounted to €66,286 (2018: €82,697). The contributions in relation to the two schemes payable at the year end was €4,689 (2018: €124,360).

NOTES TO THE FINANCIAL STATEMENTS - continued

23 Contingent liability

Under the provisions of rule 9 of the Rules of the Defence Fund, there existed a contingent liability to repay the returnable portion of members' subscriptions out of the funds of the Defence Fund. These payments were made in December 2018. The balance of the funds will be transferred to the general fund in 2020. There have been no other significant events affecting the Union since the year end.

Disputes with third parties, arise in the normal course of business. While any disputes involve an element of uncertainty, the General Council believe there were no contingent liabilities which would have a material adverse effect on the Union's financial position.

24 Reporting currency

The currency used in these financial statements is the Euro, which is denoted by the symbol "€".

25 Events since the end of the financial year

There have been no significant events affecting the Union since the year end.

26 Comparative amounts

Some prior year comparative amounts have been reclassified on a basis consistent with the current year.

27 Related party transactions

There were no related party transactions during the year. See note 7 for disclosure of the key management compensation.

28 Controlling parties

FSU – The finance union is a voluntary organisation controlled by its General Council on behalf of its members.

29 Approval of the financial statements

The financial statements were approved by the General Council on 9 June 2020.

**FSU - FINANCIAL SERVICES UNION
(FORMERLY IRISH BANK OFFICIALS' UNION)**

SECTION 2

GENERAL FUND

FINANCIAL STATEMENTS

31 DECEMBER 2019



Independent auditors' report to the General Council of FSU - Financial Services Union - "General Fund"

Report on the audit of the non-statutory financial statements

Opinion

In our opinion, FSU- Financial Services Union's non-statutory financial statements (the "financial statements"):

- give a true and fair view of the fund's assets, liabilities and financial position as at 31 December 2019 and of its surplus and cash flows for the year then ended;
- have been properly prepared in accordance with Generally Accepted Accounting Practice in Ireland (accounting standards issued by the Financial Reporting Council of the UK, including Financial Reporting Standard 102 "The Financial Reporting Standard applicable in the UK and Republic of Ireland"); and
- have been properly prepared in accordance with the provisions of the Trade Union Acts 1871 to 1990.

We have audited the financial statements, which comprise:

- the statement of financial position (general fund balance sheet) as at 31 December 2019;
 - the Income and Expenditure Account (General Fund) and statement of other comprehensive income for the year then ended;
 - the cash flow statement for the year then ended;
 - the statement of changes in fund balance for the year then ended; and
 - the notes to the financial statements, which include a description of the significant accounting policies.
-

Basis for opinion

We conducted our audit in accordance with International Standards on Auditing (Ireland) ("ISAs (Ireland)").

Our responsibilities under ISAs (Ireland) are further described in the Auditors' responsibilities for the audit of the financial statements section of our report. We believe that the audit evidence we have obtained is sufficient and appropriate to provide a basis for our opinion.

Independence

We remained independent of the fund in accordance with the ethical requirements that are relevant to our audit of the financial statements in Ireland, which includes IAASA's Ethical Standard, and we have fulfilled our other ethical responsibilities in accordance with these requirements.

Conclusions relating to going concern

We have nothing to report in respect of the following matters in relation to which ISAs (Ireland) require us to report to you where:

- the partners' use of the going concern basis of accounting in the preparation of the financial statements is not appropriate; or
- the general council have not disclosed in the financial statements any identified material uncertainties that may cast significant doubt about the fund's ability to continue to adopt the going concern basis of accounting for a period of at least twelve months from the date when the financial statements are authorised for issue.

However, because not all future events or conditions can be predicted, this statement is not a guarantee as to the fund's ability to continue as a going concern.

Reporting on other information

The other information comprises all of the information in the General Council Report and Financial Statements other than the financial statements and our auditors' report thereon. The partners are responsible for the other information. Our opinion on the financial statements does not cover the other information and, accordingly, we do not express an audit opinion or, except to the extent otherwise explicitly stated in this report, any form of assurance thereon.

In connection with our audit of the financial statements, our responsibility is to read the other information and, in doing so, consider whether the other information is materially inconsistent with the financial statements or our knowledge obtained in the audit, or otherwise appears to be materially misstated. If we identify an apparent material inconsistency or material misstatement, we are required to perform procedures to conclude whether there is a material misstatement of the financial statements or a material misstatement of the other information. If, based on the work we have performed, we conclude that there is a material misstatement of this other information, we are required to report that fact. We have nothing to report based on these responsibilities.

Responsibilities for the financial statements and the audit

Responsibilities of the partners for the financial statements

As explained more fully in the General Councils' Statement of Responsibilities set out on page 3, the general council are responsible for the preparation of the financial statements in accordance with the applicable framework and for being satisfied that they give a true and fair view.

The general council are also responsible for such internal control as they determine is necessary to enable the preparation of financial statements that are free from material misstatement, whether due to fraud or error.

In preparing the financial statements, the general council are responsible for assessing the fund's ability to continue as a going concern, disclosing as applicable, matters related to going concern and using the going concern basis of accounting unless the partners either intend to liquidate the fund or to cease operations or have no realistic alternative but to do so.

Auditors' responsibilities for the audit of the financial statements

Our objectives are to obtain reasonable assurance about whether the financial statements as a whole are free from material misstatement, whether due to fraud or error, and to issue an auditors' report that includes our opinion. Reasonable assurance is a high level of assurance, but is not a guarantee that an audit conducted in accordance with ISAs (Ireland) will always detect a material misstatement when it exists. Misstatements can arise from fraud or error and are considered material if, individually or in the aggregate, they could reasonably be expected to influence the economic decisions of users taken on the basis of these financial statements.

A further description of our responsibilities for the audit of the financial statements is located on the IAASA website at:

https://www.iaasa.ie/getmedia/b2389013-1cf6-458b-9b8f-a98202dc9c3a/Description_of_auditors_responsibilities_for_audit.pdf

This description forms part of our auditors' report.

Use of this report

This report, including the opinion, has been prepared for and only for the partners as a body in accordance with the Trade Union Acts 1871 to 1990 and for no other purpose. We do not, in giving this opinion, accept or assume responsibility for any other purpose or to any other person to whom this report is shown or into whose hands it may come, including without limitation under any contractual obligations of the fund, save where expressly agreed by our prior consent in writing.



PricewaterhouseCoopers
Chartered Accountants
Dublin
9 June 2020

INCOME AND EXPENDITURE ACCOUNT
General Fund
Financial Year Ended 31 December 2019

	Notes	2019 €	2018 €
Subscriptions	5(a)	2,900,491	2,986,078
Transfers	5(b)	2,682	2,706
Net rental income	12	435,176	283,602
		<u>3,338,349</u>	<u>3,272,386</u>
Overhead expenses			
Administration	6	2,900,152	4,271,925
Establishment	9	273,486	505,924
Loss/(gain) on revaluation of investment properties		250,920	(409,836)
Investment income	10	(773,995)	(645,517)
Other expenditure	11	46,947	44,155
Bankers' club maintenance		10,051	101,347
		<u>2,707,562</u>	<u>3,867,998</u>
Operating surplus/(deficit) before unrealised gains/(losses) on investments		630,787	(595,612)
Unrealised gain/(loss) on investments		<u>2,751,200</u>	<u>(1,438,689)</u>
Operating surplus/(deficit) before interest		3,381,987	(2,034,301)
Interest received and similar income, net	13	<u>131</u>	<u>789</u>
Operating surplus/(deficit) before taxation		3,382,118	(2,033,512)
Taxation on surplus/(deficit) on ordinary activities	14	<u>(1,538,211)</u>	<u>(48,488)</u>
Surplus/(deficit) after taxation		<u>1,843,907</u>	<u>(2,082,000)</u>

All amounts above relate to continuing activities.

Total comprehensive income/(expenditure) is set out on page 41 of the financial statements. Movements on the income and expenditure account are set out in the statement of changes in fund balances on page 44 of the financial statements. There is no difference between the surplus/(deficit) before taxation and the surplus/(deficit) transferred to the accumulated fund balance stated above and their historical cost equivalents.

STATEMENT OF OTHER COMPREHENSIVE INCOME

General Fund

Financial Year Ended 31 December 2019

	2019 €	2018 €
Surplus/(deficit) for the financial year	1,843,907	(2,082,000)
Other comprehensive income/(expense):		
Remeasurement of net defined benefit liability	149,000	(481,000)
Other comprehensive income/(expenditure) for the financial year	<u>149,000</u>	<u>(481,000)</u>
Total comprehensive income/(expenditure) for the financial year	<u>1,992,907</u>	<u>(2,563,000)</u>

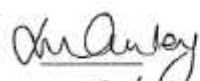
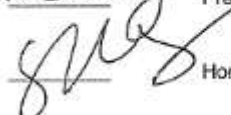
STATEMENT OF FINANCIAL POSITION (BALANCE SHEET)

General Fund

As at 31 December 2019

	Notes	2019 €	2018 €
Fixed assets	15	10,602,129	8,632,569
Investment and deposits	16	30,042,073	26,516,877
Amounts due to other funds	17	(1,827,907)	(1,830,521)
Current assets			
Debtors	18	1,004,283	319,035
Cash and bank balances		1,696,817	5,269,483
		<u>2,701,100</u>	<u>5,588,518</u>
Creditors: amounts falling due within one year	19	<u>(2,122,938)</u>	<u>(1,233,893)</u>
Net current assets		<u>578,162</u>	<u>4,354,625</u>
Net assets excluding pension liability		39,394,457	37,673,550
Pension liability	22	<u>(3,397,000)</u>	<u>(3,669,000)</u>
Net assets including pension liability		<u>35,997,457</u>	<u>34,004,550</u>
Funds employed			
Fund balances			
Retained at beginning of year		34,004,550	36,567,550
Surplus/(deficit) for year		<u>1,992,907</u>	<u>(2,563,000)</u>
Total fund balance		<u>35,997,457</u>	<u>34,004,550</u>

Honorary officers

 President
 Honorary Finance Officer

CASH FLOW STATEMENT
Financial Year Ended 31 December 2019

	Notes	2019 €	2018 €
Cash outflow from operating activities		<u>(389,443)</u>	<u>(1,248,469)</u>
Taxation (paid)/received		(411,606)	36,625
Net cash (used)/generated from operating activities		<u>(801,049)</u>	<u>(1,211,844)</u>
Cash flow from investing activities			
Interest received		131	789
Purchase of tangible fixed assets		(2,559,595)	(4,677)
Disposal of tangible fixed assets		561,842	22,000
Encashment of investments		<u>(773,995)</u>	<u>(645,517)</u>
Net cash used in investing activities		<u>(2,771,617)</u>	<u>(627,405)</u>
Cash flows from financing activities			
Interest paid		-	-
Net movements on bank loans		-	-
Net cash used in financing activities		<u>-</u>	<u>-</u>
Net decrease in cash and cash equivalents in the year		(3,572,666)	(1,839,249)
Cash and cash equivalents at 1 January		5,269,483	7,108,732
Cash and cash equivalents at 31 December		<u>1,696,817</u>	<u>5,269,483</u>
Cash and cash equivalents consists of:			
Cash at bank and in hand		1,696,817	5,269,483
Short term deposits (included in current asset investments)		-	-
Cash and cash equivalents		<u>1,696,817</u>	<u>5,269,483</u>

Amounts included in the cash flow statement are reconciled or analysed as follows:

(a) Cash flow from operating activities			
Operating surplus(deficit) before interest		3,381,987	(2,034,301)
Depreciation	15	84,529	99,529
(Gain)/loss on disposal of fixed assets		(158,251)	3,375
Loss/(gain) on revaluation on investment properties – non cash	15	250,920	(409,836)
Increase in debtors		(685,253)	(82,103)
(Increase)/decrease other non-cash movements on investments and pensions		(3,023,200)	1,323,689
Decrease in creditors		(240,175)	(148,822)
Cash outflow from operating activities		<u>(389,443)</u>	<u>(1,248,469)</u>

STATEMENT OF CHANGES IN FUND BALANCES
General Fund
Financial Year Ended 31 December 2019

	Notes	Fund balances €	Total €
At 1 January 2019		<u>34,004,550</u>	<u>34,004,550</u>
Movement during 2019			
Surplus for the year		1,992,907	1,992,907
Other comprehensive income for the year		<u>149,000</u>	<u>149,000</u>
Total comprehensive income for the year		<u>1,992,907</u>	<u>1,992,907</u>
At 31 December 2019	21	<u>35,997,457</u>	<u>35,997,457</u>

NOTES TO THE FINANCIAL STATEMENTS

1 General information

FSU - Financial Services Union is the leading trade union representing staff in Ireland's financial services sector – with just over 11,000 members located in the Republic of Ireland, Northern Ireland and Great Britain. The Union is essentially a voluntary organisation – in which elected members organise a range of activities on behalf of their fellow members – with the assistance of a team of full-time staff who provide administrative, technical and professional support. The office of the Union is One Stephen Street Upper, Dublin 8, DO8 DE9P.

2 Statement of compliance

The financial statements have been prepared on a going concern basis and in accordance with Irish GAAP (accounting standards issued by the UK Financial Reporting Council). The financial statements comply with Financial Reporting Standard 102, 'The Financial Reporting Standard applicable in the UK and Republic of Ireland' (FRS 102).

3 Summary of significant accounting policies

The significant accounting policies used in the preparation of the financial statements are set out below. These policies have been consistently applied to all financial years presented, unless otherwise stated.

(a) Basis of preparation

The financial statements have been prepared under the historical cost convention, as modified by the measurement of certain financial assets and liabilities at fair value through surplus or deficit, and the measurement of freehold land and buildings at their deemed cost on transition to FRS 102.

The preparation of financial statements in conformity with FRS 102 requires the use of certain key assumptions concerning the future, and other key sources of estimation uncertainty at the reporting date. It also requires the General Council to exercise its judgement in the process of applying the Union's accounting policies. The areas involving a higher degree of judgement or areas where assumptions and estimates have a significant risk of causing a material adjustment to the carrying amounts of assets and liabilities within the next financial year are disclosed in note 4.

(b) Going concern

The Union meets its day-to-day working capital requirements through its cash balances and investments. The current economic conditions continue to create uncertainty over the level of demand for membership of the Union. The union's revised forecasts and projections, taking account of reasonably possible changes in trading performance, and having considered in detail the potential risks and likely impacts of the Coronavirus pandemic, continue to show that the union should be able to operate within the level of its current cash reserves and investments. See the note included in the General Council Report for further details on the specific reviews undertaken in relation to the Coronavirus. After making enquiries, the General Council have a reasonable expectation that the union has adequate resources to continue in operational existence for the foreseeable future. Therefore, these financial statements have been prepared on a going concern basis.

(c) Exemptions for qualifying entities under FRS 102

FRS 102 allows a qualifying entity certain disclosure exemptions. As none of these exemptions are relevant to the circumstances of the union no exceptions have been taken.

(d) Revenue recognition

Subscriptions

The amounts represent the total value of subscriptions received and receivable from members during the year.

NOTES TO THE FINANCIAL STATEMENTS – continued

3 Summary of significant accounting policies - continued

(e) Tangible fixed assets

Tangible fixed assets are carried at cost (or deemed cost) less accumulated depreciation and accumulated impairment losses. Cost includes the original purchase price, costs directly attributable to bringing the asset to the location and condition necessary for its intended use, applicable dismantling, removal and restoration costs and borrowing costs capitalised.

(i) Freehold premises

Freehold premises are carried at cost (or deemed cost) less accumulated depreciation and accumulated impairment losses.

(ii) President's chain of office

Furniture and office equipment are carried at cost (or deemed cost) less accumulated impairment losses.

(iii) Furniture and office equipment

Furniture and office equipment are carried at cost (or deemed cost) less accumulated depreciation and accumulated impairment losses.

(iv) Motor vehicles

Motor vehicles are carried at cost (or deemed cost) less accumulated depreciation and accumulated impairment losses.

(v) Depreciation and residual values

Land is not depreciated. Depreciation on other assets is calculated, using the straight-line method over their estimated useful lives, as follows:

Freehold premises	50 years
Motor vehicles	5 years
Furniture and office equipment	10 years

The assets' residual values and useful lives are reviewed, and adjusted, if appropriate, at the end of each financial year. The effect of any change in either residual values or useful lives is accounted for prospectively.

The Union does not adopt a policy of revaluing tangible fixed assets.

(vi) Subsequent additions and major components

Subsequent costs, including major inspections, are included in the assets carrying amount or recognised as a separate asset, as appropriate, only when it is probable that economic benefits associated with the item will flow to the Union and the cost can be measured reliably.

The carrying amount of any replaced component is derecognised. Major components are treated as a separate asset where they have significantly different patterns of consumption of economic benefits and are depreciated separately over its useful life.

Repairs, maintenance and minor inspection costs are expensed as incurred.

(vii) Assets in the course of construction

Assets in the course of construction are stated at cost. These assets are not depreciated until it is available for use.

(viii) Derecognition

Tangible assets are derecognised on disposal or when no future economic benefits are expected. On disposal, the difference between the net disposal proceeds and the carrying amount is recognised in the income and expenditure account.

NOTES TO THE FINANCIAL STATEMENTS – continued**3 Summary of significant accounting policies - continued****(f) Investment property**

The cost of a purchased investment property is its purchase price plus any directly attributable costs, such as professional fees for legal services, property transfer taxes and other transaction costs. Costs incurred in undertaking market studies before the purchase of a property are expensed as incurred.

The cost of an investment property for which payment is deferred beyond normal credit terms is the present value of all future payments. Management discounts future payments using the market rate of interest for a similar debt instrument. The difference between the present value and the amount payable is recognised as an interest expense over the period of credit.

Investment properties whose fair value can be measured reliably are measured at fair value at each reporting date with changes in fair value recognised in income and expenditure.

The Company engaged independent valuation specialists to determine fair value at 31 December 2019. The key assumptions used to determine the fair value of investment property are further explained in note 15.

(g) Investments and dividend income

The Union's investments are carried at fair value. Fair value is "the amount for which an asset could be exchanged between knowledgeable, willing parties in an arm's length transaction other than in a forced or liquidation sale". Estimates are made at a specific point in time, based on market conditions and information about the financial instrument.

Realised gains and losses, being the difference between the net sale proceeds and the fair value, are included in the income and expenditure account as realised gains/(losses) on disposal of investments in investment income.

Unrealised gains and losses, being the difference between the fair value at the end of the year and the fair value at the beginning of the year or date of purchase if later, as adjusted for the reversal of unrealised gains and losses recognised in earlier accounting periods which are now realised, are included in the income and expenditure account as unrealised gains/losses on investments.

Dividend income from investments at fair value through surplus or deficit is recognised in the income and expenditure account as part of investment income.

Fair value estimates are subjective in nature and involve uncertainties and matters of significant judgement and therefore cannot be determined with precision. They could be significantly affected by the changes in assumptions.

(h) Foreign currency

Normal exchange differences arising on revenue transactions are reflected in the result for the year. Purchases and sales of investments are translated at the rate ruling at the relevant transaction date. Bank balances are translated at the year-end rate.

(i) Functional and presentation currency

The Union's functional presentation currency is the Euro, denominated by the symbol '€'.

(ii) Transactions and balances

Foreign currency transactions are translated into the functional currency using the spot exchange rates at the dates of the transactions.

At each period end foreign currency monetary items are translated to Euro using the closing rate. Non-monetary items measured at historical cost are translated using the exchange rate at the date of the transaction and non-monetary items measured at fair value are measured using the exchange rate when fair value was determined.

NOTES TO THE FINANCIAL STATEMENTS – continued**3 Summary of significant accounting policies - continued****(h) Foreign currency - continued***(ii) Transactions and balances - continued*

Foreign exchange gains and losses resulting from the settlement of transactions and from the translation at period-end exchange rates of monetary assets and liabilities denominated in foreign currencies are recognised in the income and expenditure account except when deferred in other comprehensive income as qualifying cash flow hedges.

Foreign exchange gains and losses that relate to borrowings and cash and cash equivalents are presented in the income and expenditure account.

(i) Employee benefits

The Union provides a range of benefits to employees, including short term employee benefits such as annual bonus arrangements and paid holiday arrangements and post-employment benefits (in the form of defined benefit or defined contribution pension plans).

(i) Short term benefits

Short term employee benefits, including paid holiday arrangements and other similar non-monetary benefits, are recognised as an expense in the financial year in which employees render the related service.

(ii) Defined contribution pension plans

The Union operates a defined contribution plan for certain employees. A defined contribution plan is a pension plan under which the Union pays fixed contributions into a separate entity and has no legal or constructive obligation to pay further contributions or to make direct benefit payments to employees if the fund does not hold sufficient assets to pay all employee benefits relating to employee service in the current and prior periods. The assets of the plan are held separately from the Union in independently administered funds. The contributions to the defined contribution plan are recognised as an expense when they are due. Amounts not paid are shown in accruals in the balance sheet.

(iii) Defined benefit pension plan

The Union operates a defined benefit plan for certain employees. A defined benefit plan defines the pension benefit that the employee will receive on retirement, usually dependent upon several factors including age, length of service and remuneration. A defined benefit plan is a pension plan that is not a defined contribution plan.

The liability recognised in the balance sheet in respect of the defined benefit plan is the present value of the defined benefit obligation at the end of the reporting date less the fair value of the plan assets at the reporting date.

The defined benefit obligation is calculated using the projected unit credit method. Annually the Union engages independent actuaries to calculate the obligation. The present value is determined by discounting the estimated future payments using market yields on high quality corporate bonds that are denominated in Euro and that have terms approximating the estimated period of the future payments (discount rate').

The fair value of plan assets out of which the obligations are to be settled is measured in accordance with the Union's accounting policy for financial assets. For most plan assets this is the quoted price in an active market. Where quoted prices are not available appropriate valuation techniques are used to estimate the fair value.

The cost of the defined benefit plan, recognised in the income and expenditure account as employee costs, except where included in the cost of an asset, comprises:

- (a) the increase in pension benefit liability arising from employee service during the period; and
- (b) the cost of plan introductions, benefit changes, curtailments and settlements.

NOTES TO THE FINANCIAL STATEMENTS – continued

3 Summary of significant accounting policies - continued

(i) Employee benefits - continued

(iii) *Defined benefit pension plan - continued*

The net interest cost is calculated by applying the discount rate to the net balance of the defined benefit obligation and the fair value of plan assets. This cost is recognised in income and expenditure as 'finance expense'.

Actuarial gains and losses arising from experience adjustments and changes in actuarial assumptions are charged or credited to other comprehensive income. These amounts together with the return on plan assets, less amounts included in net interest, are presented as 'remeasurement of net defined benefit liability' in other comprehensive income.

(iv) *Annual bonus plan*

The Union operates an annual bonus plan for employees. An expense is recognised in the income and expenditure account when the Union has a present legal or constructive obligation to make payments under the plan as a result of past events and a reliable estimate of the obligation can be made.

(j) Income tax

Income tax expense for the financial year comprises current and deferred tax recognised in the financial year. Income tax expense is presented in the same component of total comprehensive income (income and expenditure account or other comprehensive income) or equity as the transaction or other event that resulted in the income tax expense.

Current or deferred taxation assets and liabilities are not discounted.

(i) *Current tax*

Current tax is the amount of income tax payable in respect of the taxable surplus for the year or prior years. Tax is calculated on the basis of tax rates and laws that have been enacted or substantively enacted by the period end.

Management periodically evaluates positions taken in tax returns with respect to situations in which applicable tax regulation is subject to interpretation. It establishes provisions where appropriate on the basis of amounts expected to be paid to the tax authorities.

(ii) *Deferred tax*

Deferred tax arises from timing differences that are differences between taxable surpluses and total comprehensive income as stated in the financial statements. These timing differences arise from the inclusion of income and expenses in tax assessments in periods different from those in which they are recognised in financial statements.

Deferred tax is recognised on all timing differences at the reporting date except for certain exceptions. Unrelieved tax losses and other deferred tax assets are only recognised when it is probable that they will be recovered against the reversal of deferred tax liabilities or other future taxable surpluses.

Deferred tax is measured using tax rates and laws that have been enacted or substantively enacted by the period end and that are expected to apply to the reversal of the timing difference.

(k) Impairment of non-financial assets

At the end of each financial year date non-financial assets not carried at fair value are assessed to determine whether there is an indication that the asset (or asset's cash generating unit) may be impaired. If there is such an indication the recoverable amount of the asset (or asset's cash generating unit) is estimated.

NOTES TO THE FINANCIAL STATEMENTS – continued**3 Summary of significant accounting policies - continued****(k) Impairment of non-financial assets - continued**

The recoverable amount of the asset (or cash-generating unit) is the higher of its fair value less costs to sell and its value in use. Value in use is the present value of the future cash flows expected to be derived from continuing use of the asset (or cash-generating unit) and from its ultimate disposal. In measuring value-in-use pre-tax and interest cash flows are discounted using a pre-tax discount rate that represents the current market risk-free rate and the risks specific to the asset for which the future cash flow estimates have not been adjusted.

If the recoverable amount of the asset (or asset's cash generating unit) is estimated to be lower than the carrying amount, the carrying amount is reduced to its recoverable amount. An impairment loss is recognised in the income and expenditure account, unless the asset has been revalued when the amount is recognised in other comprehensive income to the extent of any previously recognised revaluation. Thereafter any excess is recognised in surplus or deficit.

If an impairment loss reverses (the reasons for the impairment loss have ceased to apply), the carrying amount of the asset (or asset's cash generating unit) is increased to the revised estimate of its recoverable amount, but only to the extent that the revised carrying amount does not exceed the carrying amount that would have been determined (net of depreciation) had no impairment loss been recognised in prior financial years. A reversal of an impairment loss is recognised in the income and expenditure account, unless the asset is carried at a revalued amount.

(l) Cash and cash equivalents

Cash and cash equivalents includes cash in hand, deposits held at call with banks, other short-term highly liquid investments with original maturities of three months or less. Bank overdrafts are shown within borrowings in current liabilities. Cash and cash equivalents are initially measured at transaction price and subsequently measured at amortised cost.

Bank deposits which have original maturities of more than three months are not cash and cash equivalents and are presented as current asset investments.

(m) Related party transactions

The Union discloses transactions with related parties.

(n) Provisions and contingencies*(i) Provisions*

Provisions are recognised when there is a present legal or constructive obligation as a result of past events; it is probable that an outflow of resources will be required to settle the obligation; and the amount of the obligation can be estimated reliably.

Provisions are measured at the present value of the best estimate of the amount required to settle the obligation using a pre-tax rate that reflects current market assessments of the time value of money and the risks specific to the liability. Provisions are reviewed at the end of each financial year and adjusted to reflect the current best estimate of the amount required to settle the obligation. The unwinding of the discount is recognised as a finance cost in surplus or deficit, presented as part of 'interest payable and similar charges' in the financial year in which it arises.

Where there are a number of similar obligations, the likelihood that an outflow will be required in settlement is determined by considering the class of obligations as a whole.

(ii) Contingencies

Contingent liabilities, arising as a result of past events, are not recognised when (i) it is not probable that there will be an outflow of resources or that the amount cannot be reliably measured at the reporting date or (ii) when the existence will be confirmed by the occurrence or non-occurrence of uncertain future events not wholly within the Union's control. Contingent liabilities are disclosed in the financial statements unless the probability of an outflow of resources is remote.

NOTES TO THE FINANCIAL STATEMENTS – continued

3 Summary of significant accounting policies - continued

(n) Provisions and contingencies - continued

(ii) Contingencies - continued

Contingent assets are not recognised. Contingent assets are disclosed in the financial statements when an inflow of economic benefits is probable.

(o) Financial assets, liabilities and instruments

The Union has chosen to adopt Sections 11 and 12 of FRS 102 in respect of financial instruments.

(i) Financial assets

Basic financial assets, including trade and other receivables, cash and bank balances, are initially recognised at transaction price, unless the arrangement constitutes a financing transaction, where the transaction is measured at the present value of the future receipts discounted at a market rate of interest.

Such assets are subsequently carried at amortised cost using the effective interest method.

At the end of each reporting period financial assets measured at amortised cost are assessed for objective evidence of impairment. If an asset is impaired the impairment loss is the difference between the carrying amount and the present value of the estimated cash flows discounted at the asset's original effective interest rate. The impairment loss is recognised in surplus or deficit.

If there is decrease in the impairment loss arising from an event occurring after the impairment was recognised, the impairment is reversed. The reversal is such that the current carrying amount does not exceed what the carrying amount would have been had the impairment not previously been recognised. The impairment reversal is recognised in surplus or deficit.

Other financial assets, including investments in equity instruments which are not subsidiaries, associates or joint ventures, are initially measured at fair value, which is normally the transaction price.

Such assets are subsequently carried at fair value and the changes in fair value are recognised in surplus or deficit, except that investments in equity instruments that are not publically traded and whose fair values cannot be measured reliably are measured at cost less impairment.

Financial assets are derecognised when (a) the contractual rights to the cash flows from the asset expire or are settled, or (b) substantially all the risks and rewards of the ownership of the asset are transferred to another party or (c) despite having retained some significant risks and rewards of ownership, control of the asset has been transferred to another party who has the practical ability to unilaterally sell the asset to an unrelated third party without imposing additional restrictions.

Unlisted securities are stated at cost less provision for any impairment in value.

Provision is made for doubtful debts using an exposures-based method, which is designed to provide for those debts which it is considered might be irrecoverable.

(ii) Financial liabilities

Basic financial liabilities, including trade and other creditors, bank loans, loans from related companies, are initially recognised at transaction price, unless the arrangement constitutes a financing transaction. Where the arrangement constitutes a financing transaction the resulting financial liability is initially measured at the present value of the future payments discounted at a market rate of interest for a similar debt instrument.

Trade and other creditors, bank loans, loans from related companies and financial liability from arrangements which constitute financing transactions are subsequently carried at amortised cost, using the effective interest method.

NOTES TO THE FINANCIAL STATEMENTS – continued

3 Summary of significant accounting policies - continued

(o) Financial assets, liabilities and instruments - continued

(ii) *Financial liabilities - continued*

Fees paid on the establishment of loan facilities are recognised as transaction costs of the loan to the extent that it is probable that some or all of the facility will be drawn down. In this case, the fee is deferred until the draw-down occurs. To the extent there is no evidence that it is probable that some or all of the facility will be drawn down, the fee is capitalised as a pre-payment for liquidity services and amortised over the period of the facility to which it relates.

Trade creditors are obligations to pay for goods or services that have been acquired in the ordinary course of business from suppliers. Trade creditors are classified as due within one year if payment is due within one year or less. If not, they are presented as falling due after more than one year. Trade creditors are recognised initially at transaction price and subsequently measured at amortised cost using the effective interest method.

Financial liabilities are derecognised when the liability is extinguished, that is when the contractual obligation is discharged, cancelled or expires.

(p) Leased assets

(i) *Operating leases*

Operating leases do not transfer substantially all the risks and rewards of ownership to the lessor. Payments under operating leases are charged to the income and expenditure account on a straight-line basis over the period of the lease.

(ii) *Lease incentives*

Incentives received to enter into a finance lease reduce the fair value of the asset and are included in the calculation of present value of minimum lease payments.

Incentives received to enter into an operating lease are credited to the income and expenditure account, to reduce the lease expense, on a straight-line basis over the period of the lease.

4 Critical accounting judgements and estimation uncertainty

Estimates and judgements made in the process of preparing the financial statements are continually evaluated and are based on historical experience and other factors, including expectations of future events that are believed to be reasonable under the circumstances.

(a) Critical judgements in applying the entity's accounting policies

There are no critical judgements, apart from those involving estimates, made by the directors that have had significant effect on the amounts recognised in the financial statements.

(b) Critical accounting estimates and assumptions

The General Council make estimates and assumptions concerning the future in the process of preparing the financial statements. The resulting accounting estimates will, by definition, seldom equal the related actual results. The estimates and assumptions that have a significant risk of causing a material adjustment to the carrying amounts of assets and liabilities within the next financial year are addressed below.

NOTES TO THE FINANCIAL STATEMENTS – continued

4 Critical accounting judgements and estimation uncertainty - continued

(b) Critical accounting estimates and assumptions - continued

(i) *Defined benefit pension scheme*

Certain employees participate in a defined benefit pension plan. The calculation of the cost of these pension benefits and the present value of the defined benefit obligation incorporate a number of estimates and assumptions, including; life expectancy, salary increases, inflation and the discount rate on corporate bonds. The pension plan assets are measured at fair value at the end of each financial year. The assumptions and estimates used in calculating the cost for the financial year, the defined benefit obligation and the fair value of the plan assets at the end of each financial year reflect historical experience and current trends. See note 22 for the disclosures relating to the defined benefit pension plan.

(ii) *Investments and Investment properties*

Fair value estimates are subjective in nature and involve uncertainties and matters of significant judgement and therefore cannot be determined with precision. They could be significantly affected by the changes in assumptions.

5 (a) Subscriptions	2019 €	2018 €
Analysis of turnover by geographical market:		
Republic of Ireland	2,189,397	2,447,156
Northern Ireland	533,492	472,658
UK	177,602	66,264
	<u>2,900,491</u>	<u>2,986,078</u>
 (b) Transfers		
Benevolent Fund	<u>2,682</u>	<u>2,706</u>

NOTES TO THE FINANCIAL STATEMENTS – continued

6 Administration	2019 €	2018 €
Salaries and wages (note 7)	1,258,740	2,113,073
Staff pension scheme (note 7)	193,195	227,110
Staff training	30,213	16,448
Travelling and meeting expenses (note 8)	523,769	574,499
District secretaries' and Biennial delegate conferences	540	171,832
Postage and telephone	69,646	95,990
Printing, stationery and news sheet expenses	15,444	17,320
Subscriptions, affiliation fees and expenses	97,944	91,739
Audit fees	54,319	50,868
Legal fees	123,743	123,347
Professional fees	268,631	457,928
Recruitment expense	38,974	52,665
Sports and social activities	56,041	65,795
Bank interest and charges	7,753	7,579
Sundry expenses	126,250	144,117
Architects fees	34,950	61,615
	<u>2,400,152</u>	<u>4,271,925</u>

(i) Auditors' remuneration

Remuneration (including expenses) for the statutory audit of the financial statements and other services carried out by the company's auditors is as follows:

	2019 €	2018 €
Audit of financial statements	46,710	44,165
Other assurance services	10,000	10,000
Tax advisory services	16,290	16,290
Other non-audit services	27,060	79,561
	<u>100,060</u>	<u>150,016</u>

7 Employment	2019 Number	2018 Number
---------------------	----------------	----------------

(i) Employees

The average number of persons employed by the Union, including key management, during the year is analysed below:

Administration	<u>20</u>	<u>23</u>
----------------	-----------	-----------

(ii) Salaries and wages costs comprise:

	2019 €	2018 €
Wages and salaries	1,258,740	1,484,630
Redundancies	-	628,443
Social insurance costs	-	-
Other retirement benefit costs	193,195	227,110
Salary and wages costs	<u>1,451,935</u>	<u>2,340,183</u>

NOTES TO THE FINANCIAL STATEMENTS – continued

7 Employment - continued

(ii) Salaries and wages costs comprise - continued

Of the total staff costs €nil (2018: €nil) has been capitalised into tangible fixed assets and €nil (2018: €2,340,183) has been treated as an expense in the income and expenditure account.

(iii) Key management compensation

Key management includes the General Council and members of senior management. The compensation paid or payable to key management for employee services is shown below:

	2019 €	2018 €
Salaries and other short-term benefits	127,833	351,571
Post-employment benefits	-	-
Total key management compensation	<u>127,833</u>	<u>351,571</u>

No General Council members received any emoluments in the year (2018: €nil) relating to their services to the Union.

The Union initiated a voluntary severance scheme in October 2019. The total amount that the Financial Services Union was owed as at the reporting date was €210,000 (2018: €397,000).

8 Travelling and meeting expenses

	2019 €	2018 €
General Council	169,594	188,756
Negotiation meetings	65,462	61,591
District meetings	50,784	46,542
Sector and other meetings	237,929	277,610
	<u>523,769</u>	<u>574,499</u>

9 Establishment

	2019 €	2018 €
Rates	60,349	44,843
Light and heat	37,812	43,235
Maintenance, repairs and security	220,382	278,934
Insurance	27,558	31,595
Depreciation	84,529	99,529
Minor capital purchases	1,107	4,413
(Profit)/loss on disposal of fixed assets	(158,251)	3,375
	<u>273,486</u>	<u>505,924</u>

NOTES TO THE FINANCIAL STATEMENTS – continued

10 Investment income	2019 €	2018 €
Realised gain on disposal of investments	773,995	645,517
	<u>773,995</u>	<u>645,517</u>
11 Other expenditure	2019 €	2018 €
Pension finance losses	69,000	63,000
Exchange loss	4,606	3,300
Marketing and other contributions	(26,659)	(22,145)
	<u>46,947</u>	<u>44,155</u>
12 Net rental income	2019 €	2018 €
Rental income	435,176	283,602
	<u>435,176</u>	<u>283,602</u>
13 Net interest received and similar income	2019 €	2018 €
Bank interest	131	789
Total interest income on financial assets not measured at fair value through surplus or deficit	131	789
Total interest receivable and similar income	<u>131</u>	<u>789</u>

NOTES TO THE FINANCIAL STATEMENTS – continued

14 Taxation	2019 €	2018 €
Based on the dividends, surplus on investment income and interest received for the year:		
(a) Tax expense included in the income and expenditure account		
Current tax		
Irish corporation tax charge for the year	410,219	319,329
Adjustments in respect of prior years:		
Under provision from prior year	-	-
Current tax expense for the financial year	<u>410,219</u>	<u>319,329</u>
Deferred tax		
Deferred tax on financial instruments measured at fair value through income and expenditure account	<u>1,127,992</u>	<u>(270,841)</u>
Deferred tax gain for the financial year	<u>1,127,992</u>	<u>(270,841)</u>
Tax on surplus/(deficit) on ordinary activities	1,538,211	48,488
Surplus/(deficit) before tax	<u>3,382,119</u>	<u>(2,445,282)</u>
Taxed at the standard rate of corporation tax (20%)	676,424	(489,056)
Income and gains taxable at higher income tax rates	317,826	262,663
Non deductible expenses/(non-taxable income)	(584,031)	545,722
Under-provision from prior year		-
Deferred tax	<u>1,127,992</u>	<u>(270,841)</u>
Tax on surplus/(deficit) on ordinary activities	<u><u>1,538,211</u></u>	<u><u>48,488</u></u>

NOTES TO THE FINANCIAL STATEMENTS – continued

15 Fixed assets

	Freehold premises	Investment property	President's chain of office	Furniture and office equipment	Motor vehicles	Total
	€	€	€	€	€	€
Cost/valuation						
At 1 January 2019	4,090,000	4,809,300	2,716	1,562,953	21,455	10,486,424
Fair value adjustment	-	(250,920)	-	-	-	(250,920)
Additions	252,921	2,362,157	-	100,931	-	2,716,009
Disposal	(450,000)	-	-	-	-	(450,000)
At 31 December 2019	3,892,921	6,920,537	2,716	1,663,884	21,455	12,501,513
Depreciation						
At 1 January 2019	327,200	-	-	1,505,200	21,455	1,853,855
Charge to income and expenditure account	76,581	-	-	7,948	-	84,529
Disposal	(39,000)	-	-	-	-	(39,000)
At 31 December 2019	364,781	-	-	1,513,148	21,455	1,899,384
Net book value						
At 31 December 2019	3,528,140	6,920,537	2,716	150,736	-	10,602,129
At 31 December 2018	3,762,800	4,809,300	2,716	57,753	-	8,632,569

NOTES TO THE FINANCIAL STATEMENTS – continued

15 Fixed assets - continued

During the financial year, tangible fixed assets with a carrying amount of €411k were disposed of. The assets had a cost of €450k and accumulated depreciation and impairment of €39k. The gain on disposal of these tangible fixed assets was €158,251.

The net carrying amount of assets held under finance leases included in plant and machinery is €nil (2018: €nil).

The properties were valued at 31 December 2019 by an external valuer (GVA) using market based evidence for similar properties sold in the local area.

16 (a) Investments	2019 €	2018 €
Managed Funds	30,031,502	26,506,306
Other	10,571	10,571
	<u>30,042,073</u>	<u>26,516,877</u>

(b) Financial risk management

The Union's objective is to achieve long-term capital appreciation through investment in a portfolio of equity-linked funds. Its risk management objectives and policies are consistent with this objective, but there can be no guarantee that it will be achieved.

The Union has delegated the management of its portfolio, including risk management, to the Investment Manager. In doing so it is dependent on the Investment Manager's ability and willingness to effect good investments and give appropriate direction to the Union.

The Union's overall risk management programme focuses on the unpredictability of financial markets and seeks to minimise potential adverse effects on the Union's financial performance. Unforeseen economic or political circumstances can have a sudden effect on markets. This could manifest itself by either significant buying or selling, or less inclination to trade until it is clear how prices in the market will be affected in the longer term. If the valuation date coincides with such an event, the data on which any valuation is based may not be clear, be incomplete or inconsistent, with an obvious impact on the certainty that can be attached to the valuation. In addition, a longer than normal marketing period may be required to achieve a sale in certain market conditions.

16 (c) Reconciliation of investment at 31 December to opening balance	2019 €	2018 €
Market value at 1 January	26,516,878	27,310,050
Unrealised gain/(loss) *	2,751,200	(1,438,689)
Realised gain **	773,995	645,517
Closing balance at 31 December	<u>30,042,073</u>	<u>26,516,878</u>

* Investment management charges of €138,950 (2018: €) are included within the unrealised gain/(loss) figure.

** Tax which has been deducted at source on certain realised gains is included within realised gains on disposal of investments.

NOTES TO THE FINANCIAL STATEMENTS – continued

17 Amounts due to other funds	2019 €	2018 €
Defence fund	(1,798,046)	(1,797,979)
Benevolent Fund	(29,861)	(32,543)
	<u>(1,827,907)</u>	<u>(1,830,522)</u>

18 Debtors	2019 €	2018 €
Other debtors	446,166	270,388
Prepayments and accrued income	558,117	48,647
Corporation tax	-	-
	<u>1,004,283</u>	<u>319,035</u>

Trade debtors include €nil (2018: €nil) which is due after more than one year. Trade debtors are stated after provisions for impairment of €nil (2018: €nil).

19 Creditors – amounts due within one year	2019 €	2018 €
Trade creditors	201,382	35,075
Other creditors including tax and social insurance	86,850	85,668
Accruals	615,929	932,059
Deferred tax liability	1,127,992	-
Corporation tax	90,785	181,091
	<u>2,122,938</u>	<u>1,233,893</u>

Trade and other creditors are payable at various date in the three months after the end of the financial year in accordance with the creditors usual and customary credit terms.

Creditors for tax and social insurance are payable in the timeframe set down in the relevant legislation.

	2019 €	2018 €
Other creditors including tax and social insurance comprise:		
PAYE	32,096	44,729
PRSI	15,904	14,234
VAT	38,850	26,705
	<u>86,850</u>	<u>85,668</u>

NOTES TO THE FINANCIAL STATEMENTS – continued

20 Financial instruments	Notes	2019 €	2018 €
Financial assets at fair value through income and expenditure		30,031,501	26,516,877
Financial assets that are debt instruments measured at amortised cost:			
- Other debtors	18	446,171	270,388
		<u>30,477,672</u>	<u>26,787,265</u>
Cash at bank and in hand		<u>1,920,142</u>	<u>5,501,235</u>
Financial assets that are equity instruments measured at cost less impairment		<u>-</u>	<u>-</u>
Financial liabilities measured at fair value through income:			
- Derivative financial instruments		<u>-</u>	<u>-</u>
Financial liabilities measured at amortised cost:			
- Trade creditors		201,382	35,075
- Other creditors		882,482	1,198,818
		<u>1,083,864</u>	<u>1,233,893</u>

21 Fund balances	Opening balance €	Surplus €	Closing balance €
General fund	33,998,050	1,992,907	35,990,957
Other funds *	6,500	-	6,500
	<u>34,004,550</u>	<u>1,992,907</u>	<u>35,997,457</u>

2019 €	2018 €
-----------	-----------

* Other funds comprise the following:

Benevolent fund reserve	1,981	1,981
J Titterington prize fund	1,288	1,288
Denroche Trust fund	1,225	1,225
PC Bell fund	736	736
Fraser fund	1,270	1,270
	<u>6,500</u>	<u>6,500</u>

NOTES TO THE FINANCIAL STATEMENTS – continued

22 Retirement benefits

The Union operates a defined benefit pension scheme with assets held in a separately administered fund. The contributions are determined by a qualified actuary on the basis of triennial valuations using the projected unit method. The most recent valuation for funding purposes was carried out by a qualified independent actuary as at 1 January 2019 and is available for inspection by the scheme members but not for public inspection.

A comprehensive actuarial valuation, using the projected unit credit method, was carried out at 31 December 2019 by Towers Watson, independent consulting actuaries. Adjustments to the valuation at that date have been made based on the following assumptions in measuring the defined benefit obligation at the end of the financial year:

The principal actuarial assumptions at the balance sheet date:

	2019	2018	2017
Rate of increase in salaries	2.5%	2.7%	2.8%
Rate of increase in pensions in payment	1.5%	1.7%	1.8%
Discount rate	1.2%	1.9%	2.0%
Inflation assumption	1.5%	1.7%	1.8%
		2019 Years	2018 Years

Mortality assumptions used are as follows:

Longevity at age 65 for current pensioners		
Male	21.0	21.0
Female	24.0	24.0
Longevity at age 45 for future pensioners		
Male	24.0	23.0
Female	27.0	26.0

NOTES TO THE FINANCIAL STATEMENTS – continued

22 Retirement benefits – continued

Risks and rewards arising from the assets

At 31 December 2019 the scheme assets were invested in a diversified portfolio that consisted primarily of equities and bonds.

The expected return on scheme assets is determined by considering the expected returns available on the assets underlying the current investment policy. Expected yields on fixed interest investments are based on gross redemption yields as at the balance sheet date. Expected returns on equity reflect long term real rates of return experienced in the respective markets.

The fair value of scheme assets was:

	2019 €'000	2018 €'000
Equities	3,532	2,940
Bonds	4,036	3,245
Other	2,523	2,051
	<u>10,090</u>	<u>8,236</u>

Movement in the deficit for the year:

Deficit in scheme at 1 January	(3,669)	(3,303)
Current service cost	(116)	(122)
Contributions	308	300
Other finance charge	(69)	(63)
Return/(loss) on plan assets	1,580	(479)
Actuarial (gain)/loss arising during the year	(1,431)	(2)
Deficit in scheme at 31 December	<u>(3,397)</u>	<u>(3,669)</u>

The following amounts have been recognised in respect of the defined benefit pension scheme in the income and expenditure account:

	2019 €'000	2018 €'000
Charged to income and expenditure account		
Current service cost	(116)	(122)
Curtailments and settlements	-	-
Administration costs incurred during the year	-	-
Interest (expense)/income		
Interest income	155	170
Interest expense	(224)	(233)
Net interest	<u>(69)</u>	<u>(63)</u>
Total defined benefit (cost)/ credit recognised in income and expenditure	<u>(185)</u>	<u>185</u>

NOTES TO THE FINANCIAL STATEMENTS – continued

22 Retirement benefits - continued	2019 €'000	2018 €'000	
Analysis of amount recognised in statement of comprehensive income			
Return/(loss) on plan assets	1,580	(479)	
Actuarial (gain)/loss arising during the year	(1,431)	(2)	
Remeasurement effects recognised in OCI	<u>149</u>	<u>(481)</u>	
Analysis of change to fair value of assets and liabilities during the year			
	Scheme assets €	Scheme liabilities €	Pension deficit €
At 1 January 2019	8,236	(11,905)	(3,669)
Current service cost	-	(116)	(116)
Interest expense	-	(224)	(224)
Return on plan assets	155	-	155
Actuarial (gain)/loss arising during the year	1,580	-	1,580
Plan introductions, changes, curtailments and settlements	-	(1,431)	(1,431)
Benefits paid	-	-	-
Contributions by scheme participants	(189)	189	-
Employer contributions paid	308	-	-
Administration	-	-	-
At 31 December 2019	<u>10,090</u>	<u>(13,487)</u>	<u>(3,397)</u>
At 1 January 2018	8,426	(11,729)	(3,303)
Current service cost	-	(122)	(122)
Interest expense	-	(233)	(233)
Interest income	170	-	170
Return on plan assets	(479)	-	(479)
Actuarial (gain)/loss arising during the year	-	(2)	(2)
Plan introductions, changes, curtailments and settlements	-	-	-
Benefits paid	(181)	181	-
Contributions by scheme participants	-	-	-
Employer contributions paid	300	-	300
Administration	-	-	-
At 31 December 2018	<u>8,236</u>	<u>(11,905)</u>	<u>(3,669)</u>

Defined contribution scheme

The company also operates a defined contribution scheme to provide benefits for employees. Contributions made to the defined contribution scheme during the year amounted to €66,286 (2018: €82,697). The contributions in relation to the two schemes payable at the year end was €4,689 (2018: €124,360).

NOTES TO THE FINANCIAL STATEMENTS – continued

23 Contingent liability

Under the provisions of rule 9 of the Rules of the Defence Fund, there existed a contingent liability to repay the returnable portion of members' subscriptions out of the funds of the Defence Fund. These payments were made in December 2018. The balance of the funds will be transferred to the general fund in 2020. There have been no other significant events affecting the Union since the year end.

Disputes with third parties, arise in the normal course of business. While any disputes involve an element of uncertainty, the General Council believe there were no contingent liabilities which would have a material adverse effect on the Union's financial position.

24 Reporting currency

The currency used in these financial statements is the Euro, which is denoted by the symbol "€".

25 Events since the end of the financial year

There have been no significant events affecting the Union since the year end.

26 Comparative amounts

Some prior year comparative amounts have been reclassified on a basis consistent with the current year.

27 Related party transactions

There have been no related party transactions during the year other than inter fund transfers. See year end balances with related entities at note 17. See note 7 for disclosure of the key management compensation.

28 Controlling parties

FSU – The finance union is a voluntary organisation controlled by its General Council on behalf of its members.

29 Approval of the financial statements

The financial statements were approved by the General Council on 9 June 2020.

**FSU - FINANCIAL SERVICES UNION
(FORMERLY IRISH BANK OFFICIALS' UNION)**

SECTION 3

DEFENCE FUND

FINANCIAL STATEMENTS

31 DECEMBER 2019



Independent auditors' report to the General Council of FSU - Financial Services Union - "Defence Fund"

Report on the audit of the non-statutory financial statements

Opinion

In our opinion, FSU- Financial Services Union's non-statutory financial statements (the "financial statements"):

- give a true and fair view of the fund's assets, liabilities and financial position as at 31 December 2019 and of its deficit and cash flows for the year then ended;
- have been properly prepared in accordance with Generally Accepted Accounting Practice in Ireland (accounting standards issued by the Financial Reporting Council of the UK, including Financial Reporting Standard 102 "The Financial Reporting Standard applicable in the UK and Republic of Ireland"); and
- have been properly prepared in accordance with the provisions of the Trade Union Acts 1871 to 1990.

We have audited the financial statements, which comprise:

- the statement of financial position (defence balance sheet) as at 31 December 2019;
 - the Income and Expenditure Account (Defence Fund) and statement of other comprehensive income for the year then ended;
 - the cash flow statement for the year then ended;
 - the statement of changes in fund balance for the year then ended; and
 - the notes to the financial statements, which include a description of the significant accounting policies.
-

Basis for opinion

We conducted our audit in accordance with International Standards on Auditing (Ireland) ("ISAs (Ireland)").

Our responsibilities under ISAs (Ireland) are further described in the Auditors' responsibilities for the audit of the financial statements section of our report. We believe that the audit evidence we have obtained is sufficient and appropriate to provide a basis for our opinion.

Independence

We remained independent of the fund in accordance with the ethical requirements that are relevant to our audit of the financial statements in Ireland, which includes IAASA's Ethical Standard, and we have fulfilled our other ethical responsibilities in accordance with these requirements.

Emphasis of matter - Basis of preparation

In forming our opinion on the financial statements, which is not modified, we have considered the adequacy of the disclosure made in note 3 to the financial statements concerning the basis of accounting. The General Council have confirmed that a decision was made to close down the defence fund in March 2018, all payments were made out to members in December 2018. Accordingly, the going concern basis of accounting is no longer appropriate and the financial statements have been prepared on a basis other than going concern as described in note 3 to the financial statements. No adjustments were necessary in these financial statements.



Reporting on other information

The other information comprises all of the information in the General Council Report and Financial Statements other than the financial statements and our auditors' report thereon. The partners are responsible for the other information. Our opinion on the financial statements does not cover the other information and, accordingly, we do not express an audit opinion or, except to the extent otherwise explicitly stated in this report, any form of assurance thereon.

In connection with our audit of the financial statements, our responsibility is to read the other information and, in doing so, consider whether the other information is materially inconsistent with the financial statements or our knowledge obtained in the audit, or otherwise appears to be materially misstated. If we identify an apparent material inconsistency or material misstatement, we are required to perform procedures to conclude whether there is a material misstatement of the financial statements or a material misstatement of the other information. If, based on the work we have performed, we conclude that there is a material misstatement of this other information, we are required to report that fact. We have nothing to report based on these responsibilities.

Responsibilities for the financial statements and the audit

Responsibilities of the partners for the financial statements

As explained more fully in the General Councils' Statement of Responsibilities set out on page 3, the general council are responsible for the preparation of the financial statements in accordance with the applicable framework and for being satisfied that they give a true and fair view.

The general council are also responsible for such internal control as they determine is necessary to enable the preparation of financial statements that are free from material misstatement, whether due to fraud or error.

In preparing the financial statements, the general council are responsible for assessing the fund's ability to continue as a going concern, disclosing as applicable, matters related to going concern and using the going concern basis of accounting unless the partners either intend to liquidate the fund or to cease operations or have no realistic alternative but to do so.

Auditors' responsibilities for the audit of the financial statements

Our objectives are to obtain reasonable assurance about whether the financial statements as a whole are free from material misstatement, whether due to fraud or error, and to issue an auditors' report that includes our opinion. Reasonable assurance is a high level of assurance, but is not a guarantee that an audit conducted in accordance with ISAs (Ireland) will always detect a material misstatement when it exists. Misstatements can arise from fraud or error and are considered material if, individually or in the aggregate, they could reasonably be expected to influence the economic decisions of users taken on the basis of these financial statements.

A further description of our responsibilities for the audit of the financial statements is located on the IAASA website at:

https://www.iaasa.ie/getmedia/b2389013-1cf6-458b-9b8f-a98202dc9c3a/Description_of_auditors_responsibilities_for_audit.pdf

This description forms part of our auditors' report.

Use of this report

This report, including the opinion, has been prepared for and only for the partners as a body in accordance with the Trade Union Acts 1871 to 1990 and for no other purpose. We do not, in giving this opinion, accept or assume responsibility for any other purpose or to any other person to whom this report is shown or into whose hands it may come, including without limitation under any contractual obligations of the fund, save where expressly agreed by our prior consent in writing.

PricewaterhouseCoopers
Chartered Accountants
Dublin
9 June 2020

INCOME AND EXPENDITURE ACCOUNT
Defence Fund
Financial Year Ended 31 December 2019

	Notes	2019 €	2018 €
Other expenses		<u>(8,359)</u>	<u>(409,061)</u>
Operating deficit before taxation		(8,359)	(409,061)
Taxation	7	<u>-</u>	<u>-</u>
Deficit after taxation		<u>(8,359)</u>	<u>(409,061)</u>
Dealt with as follows:			
Deficit deducted from accumulated fund balance		<u>(8,359)</u>	<u>(409,061)</u>


The fund has no recognised comprehensive income other than those included in the deficit above and, therefore, no statement of comprehensive income has been presented.

There is no difference between the deficit before taxation and the deficit deducted from accumulated fund balance stated above and their historical cost equivalents.

BALANCE SHEET
Defence Fund
As at 31 December 2019

	Notes	2019 €	2018 €
Employment of funds			
Amount due from general fund	6	<u>1,798,046</u>	<u>1,797,978</u>
		1,798,046	1,797,978
Current assets			
Cash at bank		223,325	231,752
Current liabilities			
Creditors and accrued expenses	10	<u>(12,698)</u>	<u>(12,698)</u>
Net current assets		<u>210,627</u>	<u>219,054</u>
Funds employed		<u>2,008,673</u>	<u>2,017,032</u>
Fund balance			
Retained at beginning of year		2,017,032	2,426,093
Deficit for year		<u>(8,359)</u>	<u>(409,061)</u>
		<u>2,008,673</u>	<u>2,017,032</u>

Honorary officers

 President
 Honorary Finance Officer

CASH FLOW STATEMENT
Financial Year Ended 31 December 2019

	2019 €	2018 €
Cash (outflow)/inflow from operating activities (Note (a))	<u>(8,427)</u>	<u>229,933</u>
Taxation paid	-	-
Net cash (used in)/received from operating activities	<u>(8,427)</u>	<u>229,933</u>
Cash flow from investing activities		
Interest paid	-	-
Interest received	-	-
Dividends received	-	-
Net cash (used) in investing activities	<u>-</u>	<u>-</u>
Cash flows from financing activities		
Interest paid	-	-
Net movements on bank loans	-	-
Net cash used in financing activities	<u>-</u>	<u>-</u>
Net (outflow)/inflow in cash and cash equivalents in the year	(8,427)	229,933
Cash and cash equivalents at 1 January	231,752	1,819
Cash and cash equivalents at 31 December	<u>223,325</u>	<u>231,752</u>
Cash and cash equivalents consists of:		
Cash at bank and in hand	223,325	231,752
Short term deposits (included in current asset investments)	-	-
Cash and cash equivalents	<u>223,325</u>	<u>231,752</u>
Amounts included in the cash flow statement are reconciled or analysed as follows:		
(a) Cash flow from operating activities		
Operating (deficit) before interest	(8,359)	(409,061)
(Increase)/decrease in debtors	(68)	638,994
Cash (outflow)/inflow from operating activities	<u>(8,427)</u>	<u>229,933</u>

STATEMENT OF CHANGES IN FUND BALANCE
Defence Fund
Financial Year Ended 31 December 2019

	Fund balance €	Total €
Balance at 1 January 2018	2,426,093	2,426,093
Deficit for the financial year	(409,061)	(409,061)
Other comprehensive income	-	-
Total comprehensive expense for the financial year	<u>(409,061)</u>	<u>(409,061)</u>
Balance at 31 December 2018	<u>2,017,032</u>	<u>2,017,032</u>
Balance at 1 January 2019	2,017,032	2,017,032
Deficit for the financial year	(8,359)	(8,359)
Other comprehensive income	-	-
Total comprehensive expense for the financial year	<u>-</u>	<u>-</u>
Balance at 31 December 2019	<u>2,008,673</u>	<u>2,008,673</u>

NOTES TO THE FINANCIAL STATEMENTS

1 General information

Financial Services union is the leading trade union representing staff in Ireland's financial services sector – with just over 11,000 members located in the Republic of Ireland, Northern Ireland and Great Britain. The Union is essentially a voluntary organisation – in which elected members organise a range of activities on behalf of their fellow members – with the assistance of a team of full-time staff who provide administrative, technical and professional support. The office of the Union is One Stephen Street Upper, Dublin 8, DO8 DE9P.

The Defence Fund constitutes the portion of the subscriptions payable by those members of the Union who have elected to pay a "part returnable subscription" which under the rules governing membership subscription is returnable to those members.

2 Statement of compliance

The financial statements have been prepared on a basis other than the going concern basis and in accordance with Irish GAAP (accounting standards issued by the UK Financial Reporting Council). The financial statements comply with Financial Reporting Standard 102, 'The Financial Reporting Standard applicable in the UK and Republic of Ireland' (FRS 102).

3 Summary of significant accounting policies

The significant accounting policies used in the preparation of the financial statements are set out below. These policies have been consistently applied to all financial years presented, unless otherwise stated.

(a) Basis of preparation

The financial statements have been prepared on a basis other than the going concern basis. The basis of preparation adopted reflects:

- The writing down of assets to their recoverable value (that is, lower of cost or recoverable value); and
- Providing for liabilities arising as a result of the decision to cease trading/liquidate the entity;

As explained in the general council report on page 3, they have confirmed that the activities of the company ceased in 2018 with the repayment of the returnable portion of members' subscriptions out of the funds of the Defence Fund under the provisions of rule 9 of the Rules of the Defence Fund. Given that contingent liability has ceased at year end, the general council have not prepared the financial statements on a going concern basis.

The preparation of financial statements in conformity with FRS 102 requires the use of certain key assumptions concerning the future, and other key sources of estimation uncertainty at the reporting date. It also requires the General Council to exercise its judgement in the process of applying the Union's accounting policies. The areas involving a higher degree of judgement or areas where assumptions and estimates have a significant risk of causing a material adjustment to the carrying amounts of assets and liabilities within the next financial year are disclosed in note 4.

(b) Exemptions for qualifying entities under FRS 102

FRS 102 allows a qualifying entity certain disclosure exemptions. As none of these exemptions are relevant to the circumstances of the union no exceptions have been taken.

(c) Revenue recognition

(i) Income

Income comprises the transfer from the General Fund required to maintain the balance on the fund at 1% of gross membership subscriptions for the preceding financial year.

(ii) Benefits

Benefits are accounted for in the period in which they fall due.

NOTES TO THE FINANCIAL STATEMENTS - continued

3 Summary of significant accounting policies - continued

(d) Foreign currency

Normal exchange differences arising on revenue transactions are reflected in the result for the year. Bank balances are translated at the year-end rate.

(i) *Functional and presentation currency*

The Union's functional presentation currency is the Euro, denominated by the symbol '€'.

(ii) *Transactions and balances*

Foreign currency transactions are translated into the functional currency using the spot exchange rates at the dates of the transactions.

At each period end foreign currency monetary items are translated to Euro using the closing rate. Non-monetary items measured at historical cost are translated using the exchange rate at the date of the transaction and non-monetary items measured at fair value are measured using the exchange rate when fair value was determined.

Foreign exchange gains and losses resulting from the settlement of transactions and from the translation at period-end exchange rates of monetary assets and liabilities denominated in foreign currencies are recognised in the income and expenditure account.

Foreign exchange gains and losses that relate to borrowings and cash and cash equivalents are presented in the income and expenditure account.

(e) Income tax

Income tax expense for the financial year comprises current and deferred tax recognised in the financial year. Income tax expense is presented in the same component of total comprehensive income (income and expenditure account or other comprehensive income) or equity as the transaction or other event that resulted in the income tax expense.

Current or deferred taxation assets and liabilities are not discounted.

(i) *Current tax*

Current tax is the amount of income tax payable in respect of the taxable surplus for the year or prior years. Tax is calculated on the basis of tax rates and laws that have been enacted or substantively enacted by the period end.

Management periodically evaluates positions taken in tax returns with respect to situations in which applicable tax regulation is subject to interpretation. It establishes provisions where appropriate on the basis of amounts expected to be paid to the tax authorities.

(ii) *Deferred tax*

Deferred tax arises from timing differences that are differences between taxable surpluses and total comprehensive income as stated in the financial statements. These timing differences arise from the inclusion of income and expenses in tax assessments in periods different from those in which they are recognised in financial statements.

Deferred tax is recognised on all timing differences at the reporting date except for certain exceptions. Unrelieved tax losses and other deferred tax assets are only recognised when it is probable that they will be recovered against the reversal of deferred tax liabilities or other future taxable surpluses.

Deferred tax is measured using tax rates and laws that have been enacted or substantively enacted by the period end and that are expected to apply to the reversal of the timing difference.

NOTES TO THE FINANCIAL STATEMENTS - continued

3 Summary of significant accounting policies - continued

(f) Cash and cash equivalents

Cash and cash equivalents includes cash in hand, deposits held at call with banks, other short-term highly liquid investments with original maturities of three months or less. Bank overdrafts are shown within borrowings in current liabilities. Cash and cash equivalents are initially measured at transaction price and subsequently measured at amortised cost.

Bank deposits which have original maturities of more than three months are not cash and cash equivalents and are presented as current asset investments.

(g) Related party transactions

The Union discloses transactions with related parties.

(h) Provisions and contingencies

(i) Provisions

Provisions are recognised when there is a present legal or constructive obligation as a result of past events; it is probable that an outflow of resources will be required to settle the obligation; and the amount of the obligation can be estimated reliably.

Provisions are measured at the present value of the best estimate of the amount required to settle the obligation using a pre-tax rate that reflects current market assessments of the time value of money and the risks specific to the liability. Provisions are reviewed at the end of each financial year and adjusted to reflect the current best estimate of the amount required to settle the obligation. The unwinding of the discount is recognised as a finance cost in surplus or deficit, presented as part of 'interest payable and similar charges' in the financial year in which it arises.

Where there are a number of similar obligations, the likelihood that an outflow will be required in settlement is determined by considering the class of obligations as a whole.

(ii) Contingencies

Contingent liabilities, arising as a result of past events, are not recognised when (i) it is not probable that there will be an outflow of resources or that the amount cannot be reliably measured at the reporting date or (ii) when the existence will be confirmed by the occurrence or non-occurrence of uncertain future events not wholly within the Union's control. Contingent liabilities are disclosed in the financial statements unless the probability of an outflow of resources is remote.

Contingent assets are not recognised. Contingent assets are disclosed in the financial statements when an inflow of economic benefits is probable.

(i) Financial assets, liabilities and instruments

The Union has chosen to adopt Sections 11 and 12 of FRS 102 in respect of financial instruments.

(i) Financial assets

Basic financial assets, including other receivables, cash and bank balances, are initially recognised at transaction price, unless the arrangement constitutes a financing transaction, where the transaction is measured at the present value of the future receipts discounted at a market rate of interest.

Such assets are subsequently carried at amortised cost using the effective interest method.

At the end of each reporting period financial assets measured at amortised cost are assessed for objective evidence of impairment. If an asset is impaired the impairment loss is the difference between the carrying amount and the present value of the estimated cash flows discounted at the asset's original effective interest rate. The impairment loss is recognised in surplus or deficit.

NOTES TO THE FINANCIAL STATEMENTS - continued**3 Summary of significant accounting policies - continued****(i) Financial assets, liabilities and instruments - continued***(i) Financial assets - continued*

If there is decrease in the impairment loss arising from an event occurring after the impairment was recognised, the impairment is reversed. The reversal is such that the current carrying amount does not exceed what the carrying amount would have been had the impairment not previously been recognised. The impairment reversal is recognised in surplus or deficit.

Other financial assets, including investments in equity instruments which are not subsidiaries, associates or joint ventures, are initially measured at fair value, which is normally the transaction price.

Such assets are subsequently carried at fair value and the changes in fair value are recognised in surplus or deficit, except that investments in equity instruments that are not publically traded and whose fair values cannot be measured reliably are measured at cost less impairment.

Financial assets are derecognised when (a) the contractual rights to the cash flows from the asset expire or are settled, or (b) substantially all the risks and rewards of the ownership of the asset are transferred to another party or (c) despite having retained some significant risks and rewards of ownership, control of the asset has been transferred to another party who has the practical ability to unilaterally sell the asset to an unrelated third party without imposing additional restrictions.

Unlisted securities are stated at cost less provision for any impairment in value.

Provision is made for doubtful debts using an exposures-based method, which is designed to provide for those debts which it is considered might be irrecoverable.

(ii) Financial liabilities

Basic financial liabilities, including other creditors and loans from related companies, are initially recognised at transaction price, unless the arrangement constitutes a financing transaction. Where the arrangement constitutes a financing transaction the resulting financial liability is initially measured at the present value of the future payments discounted at a market rate of interest for a similar debt instrument.

Other creditors and loans from related companies and financial liability from arrangements which constitute financing transactions are subsequently carried at amortised cost, using the effective interest method.

Other creditors are obligations to pay for goods or services that have been acquired in the ordinary course of business from suppliers. Other creditors are classified as due within one year if payment is due within one year or less. If not, they are presented as falling due after more than one year. Other creditors are recognised initially at transaction price and subsequently measured at amortised cost using the effective interest method.

Financial liabilities are derecognised when the liability is extinguished, that is when the contractual obligation is discharged, cancelled or expires.

NOTES TO THE FINANCIAL STATEMENTS - continued

4 Critical accounting judgements and estimation uncertainty

Estimates and judgements made in the process of preparing the financial statements are continually evaluated and are based on historical experience and other factors, including expectations of future events that are believed to be reasonable under the circumstances.

(a) Critical judgements in applying the entity's accounting policies

There are no critical judgements, apart from those involving estimates, made by the General Council that have had significant effect on the amounts recognised in the financial statements.

(b) Critical accounting estimates and assumptions

The General Council make estimates and assumptions concerning the future in the process of preparing the financial statements. Accounting estimates will, by definition, seldom equal the related actual results. There are no significant estimates and assumptions that will have a significant risk of causing a material adjustment to the carrying amounts of assets and liabilities within the next financial year.

5 Contingent liability

Disputes with third parties, arise in the normal course of business. While any disputes involve an element of uncertainty, the General Council believe there were no contingent liabilities which would have a material adverse effect on the Union's financial position.

6 Amounts due from general fund	2019	2018
	€	€
Amounts due from general fund	1,798,046	1,797,978

Amounts due to from the general fund are unsecured, interest free, have no fixed date of repayment and are repayable on demand.

NOTES TO THE FINANCIAL STATEMENTS - continued

7 Taxation	2019 €	2018 €
Tax expense included in the income and expenditure account		
Current tax		
Irish corporation tax change for the year	-	-
Current tax expense for the financial year	-	-
Deferred tax		
Deferred tax on financial instruments measured at fair value through income and expenditure account	-	-
Deferred tax gain/(expense) for the financial year	-	-
Tax on deficit on ordinary activities	-	-
Deficit before tax	(8,359)	(409,061)
Taxed at the standard rate of corporation tax (20%)	(1,672)	(81,812)
Income and gains taxable at higher income tax rates (Non-taxable income)/non-deductible expenses	1,672	81,812
Deferred tax	-	-
Tax on loss on ordinary activities	-	-

8 Employees

Employee and key management remuneration are borne by the general fund, refer to the general fund financial statements for further details.

9 General Council remuneration

No General Council members received any emoluments in the year (2018: €nil) relating to their services of the Union.

10 Creditors – amounts due within one year	2019 €	2018 €
Other creditors and accruals	12,698	12,698
Income tax payable	-	-
	12,698	12,698

Other creditors are payable at various date in the three months after the end of the financial year in accordance with the creditors usual and customary credit terms.

NOTES TO THE FINANCIAL STATEMENTS - continued

11 Reporting currency

The currency used in these financial statements is the Euro, which is denoted by the symbol “€”.

12 Events after the end of the reporting period

There have been no other significant events affecting the Union since the year end.

13 Approval of financial statements

The financial statements were approved by the General Council on 9 June 2020.

**FINANCIAL SERVICES UNION
(FORMERLY IRISH BANK OFFICIALS' UNION)**

SECTION 4

BENEVOLENT FUND

FINANCIAL STATEMENTS

31 DECEMBER 2019



Independent auditors' report to the General Council of FSU - Financial Services Union - "Benevolent Fund"

Report on the audit of the non-statutory financial statements

Opinion

In our opinion, FSU- Financial Services Union's non-statutory financial statements (the "financial statements"):

- give a true and fair view of the fund's assets, liabilities and financial position as at 31 December 2019 and of its deficit and cash flows for the year then ended;
- have been properly prepared in accordance with Generally Accepted Accounting Practice in Ireland (accounting standards issued by the Financial Reporting Council of the UK, including Financial Reporting Standard 102 "The Financial Reporting Standard applicable in the UK and Republic of Ireland"); and
- have been properly prepared in accordance with the provisions of the Trade Union Acts 1871 to 1990.

We have audited the financial statements, which comprise:

- the statement of financial position (benevolent balance sheet) as at 31 December 2019;
 - the Income and Expenditure Account (Benevolent Fund) and statement of other comprehensive income for the year then ended;
 - the cash flow statement for the year then ended;
 - the statement of changes in fund balance for the year then ended; and
 - the notes to the financial statements, which include a description of the significant accounting policies.
-

Basis for opinion

We conducted our audit in accordance with International Standards on Auditing (Ireland) ("ISAs (Ireland)").

Our responsibilities under ISAs (Ireland) are further described in the Auditors' responsibilities for the audit of the financial statements section of our report. We believe that the audit evidence we have obtained is sufficient and appropriate to provide a basis for our opinion.

Independence

We remained independent of the fund in accordance with the ethical requirements that are relevant to our audit of the financial statements in Ireland, which includes IAASA's Ethical Standard, and we have fulfilled our other ethical responsibilities in accordance with these requirements.

Conclusions relating to going concern

We have nothing to report in respect of the following matters in relation to which ISAs (Ireland) require us to report to you where:

- the general council' use of the going concern basis of accounting in the preparation of the financial statements is not appropriate; or
- the general council have not disclosed in the financial statements any identified material uncertainties that may cast significant doubt about the fund's ability to continue to adopt the going concern basis of accounting for a period of at least twelve months from the date when the financial statements are authorised for issue.

However, because not all future events or conditions can be predicted, this statement is not a guarantee as to the fund's ability to continue as a going concern.

Reporting on other information

The other information comprises all of the information in the General Council Report and Financial Statements other than the financial statements and our auditors' report thereon. The partners are responsible for the other information. Our opinion on the financial statements does not cover the other information and, accordingly, we do not express an audit opinion or, except to the extent otherwise explicitly stated in this report, any form of assurance thereon.

In connection with our audit of the financial statements, our responsibility is to read the other information and, in doing so, consider whether the other information is materially inconsistent with the financial statements or our knowledge obtained in the audit, or otherwise appears to be materially misstated. If we identify an apparent material inconsistency or material misstatement, we are required to perform procedures to conclude whether there is a material misstatement of the financial statements or a material misstatement of the other information. If, based on the work we have performed, we conclude that there is a material misstatement of this other information, we are required to report that fact. We have nothing to report based on these responsibilities.

Responsibilities for the financial statements and the audit

Responsibilities of the partners for the financial statements

As explained more fully in the General Councils' Statement of Responsibilities set out on page 3, the general council are responsible for the preparation of the financial statements in accordance with the applicable framework and for being satisfied that they give a true and fair view.

The general council are also responsible for such internal control as they determine is necessary to enable the preparation of financial statements that are free from material misstatement, whether due to fraud or error.

In preparing the financial statements, the general council are responsible for assessing the fund's ability to continue as a going concern, disclosing as applicable, matters related to going concern and using the going concern basis of accounting unless the partners either intend to liquidate the fund or to cease operations or have no realistic alternative but to do so.

Auditors' responsibilities for the audit of the financial statements

Our objectives are to obtain reasonable assurance about whether the financial statements as a whole are free from material misstatement, whether due to fraud or error, and to issue an auditors' report that includes our opinion. Reasonable assurance is a high level of assurance, but is not a guarantee that an audit conducted in accordance with ISAs (Ireland) will always detect a material misstatement when it exists. Misstatements can arise from fraud or error and are considered material if, individually or in the aggregate, they could reasonably be expected to influence the economic decisions of users taken on the basis of these financial statements.

A further description of our responsibilities for the audit of the financial statements is located on the IAASA website at:

https://www.iaasa.ie/getmedia/b2389013-1cf6-458b-9b8f-a98202dc9c3a/Description_of_auditors_responsibilities_for_audit.pdf

This description forms part of our auditors' report.

Use of this report

This report, including the opinion, has been prepared for and only for the partners as a body in accordance with the Trade Union Acts 1871 to 1990 and for no other purpose. We do not, in giving this opinion, accept or assume responsibility for any other purpose or to any other person to whom this report is shown or into whose hands it may come, including without limitation under any contractual obligations of the fund, save where expressly agreed by our prior consent in writing.



PricewaterhouseCoopers
Chartered Accountants
Dublin
9 June 2020

INCOME AND EXPENDITURE ACCOUNT
Benevolent Fund
Financial Year Ended 31 December 2019

	Notes	2019 €	2018 €
Income		-	-
Expenditure			
Contribution to general fund		<u>(2,682)</u>	<u>(2,706)</u>
Operating deficit before taxation		(2,682)	(2,706)
Taxation	9	<u>-</u>	<u>-</u>
Operating deficit after taxation		<u>(2,682)</u>	<u>(2,706)</u>
Dealt with as follows:			
Deficit deducted from accumulated fund balance		<u>(2,682)</u>	<u>(2,706)</u>

All amounts above relate to continuing activities.

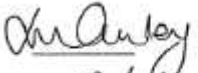

The fund has no comprehensive income other than those included in the deficit above and, therefore, no statement of comprehensive income has been presented.

There is no difference between the deficit before taxation and the deficit deducted from accumulated fund balance stated above and their historical cost equivalents.

BALANCE SHEET
Benevolent Fund
As at 31 December 2019

	2019 €	2018 €
Employment of funds		
Amount due from general fund (including €nil (2018: €nil) due after more than one year)	<u>29,861</u>	<u>32,543</u>
Funds employed		
Fund balance		
Retained at beginning of year	32,543	35,249
Deficit for year	<u>(2,682)</u>	<u>(2,706)</u>
	<u>29,861</u>	<u>32,543</u>

Honorary officers

 President
 Honorary Finance Officer

CASH FLOW STATEMENT
Financial Year Ended 31 December 2019

	2019 €	2018 €
Cash inflow from operating activities (Note (a))	-	-
Taxation paid	-	-
Net cash generated from operating activities	-	-
Cash flow from investing activities		
Interest paid	-	-
Interest received	-	-
Dividends received	-	-
Interest element in finance leases	-	-
Purchase of tangible fixed assets	-	-
Encashment of investments	-	-
Net cash used in investing activities	-	-
Cash flows from financing activities		
Interest Paid	-	-
Net movements on bank loans	-	-
Net cash used in financing activities	-	-
Net Increase in cash and cash equivalents in the year	-	-
Cash and cash equivalents at 1 January	-	-
Cash and cash equivalents at 31 December	-	-
Cash and cash equivalents consists of:		
Cash at bank and in hand	-	-
Short term deposits (included in current asset investments)	-	-
Cash and cash equivalents	-	-
Amounts included in the cash flow statement are reconciled or analysed as follows:		
(a) Cash flow from operating activities		
Operating deficit before interest	(2,682)	(2,706)
Decrease in debtors	2,682	2,706
Cash inflow/(outflow) from operating activities	-	-

STATEMENT OF CHANGES IN EQUITY
Year Ended 31 December 2019

	Fund balance €	Total €
Balance at 1 January 2018	35,249	35,249
Deficit for the financial year	(2,706)	(2,706)
Other comprehensive income	-	-
Total comprehensive expense for the financial year	<u>(2,706)</u>	<u>(2,706)</u>
Balance at 31 December 2018	<u>32,543</u>	<u>32,543</u>
Balance at 1 January 2019	32,543	32,543
Deficit for the financial year	(2,682)	(2,682)
Other comprehensive income	-	-
Total comprehensive income for the financial year	<u>(2,682)</u>	<u>(2,682)</u>
Balance at 31 December 2019	<u>29,861</u>	<u>29,861</u>

NOTES TO THE FINANCIAL STATEMENTS

1 General information

Financial Services Union is the leading trade union representing staff in Ireland's financial services sector – with just over 11,000 members located in the Republic of Ireland, Northern Ireland and Great Britain. The Union is essentially a voluntary organisation – in which elected members organise a range of activities on behalf of their fellow members – with the assistance of a team of full-time staff who provide administrative, technical and professional support. The office of the Union is One Stephen Street Upper, Dublin 8, DO8 DE9P.

The purpose of the Benevolent Fund is to make grants to members of the union who, through no fault of their own, are in need of financial assistance, and who are eligible to apply for grants according to the rules.

2 Statement of compliance

The financial statements have been prepared on a going concern basis and in accordance with Irish GAAP (accounting standards issued by the UK Financial Reporting Council). The financial statements comply with Financial Reporting Standard 102, 'The Financial Reporting Standard applicable in the UK and Republic of Ireland' (FRS 102).

3 Summary of significant accounting policies

The significant accounting policies used in the preparation of the financial statements are set out below. These policies have been consistently applied to all financial years presented, unless otherwise stated.

(a) Basis of preparation

The financial statements have been prepared under the historical cost convention, as modified by the measurement of certain financial assets and liabilities at fair value through income and expenditure.

The preparation of financial statements in conformity with FRS 102 requires the use of certain key assumptions concerning the future, and other key sources of estimation uncertainty at the reporting date. It also requires the General Council to exercise its judgement in the process of applying the Union's accounting policies. The areas involving a higher degree of judgement or areas where assumptions and estimates have a significant risk of causing a material adjustment to the carrying amounts of assets and liabilities within the next financial year are disclosed in note 4.

(b) Going concern

The Union meets its day-to-day working capital requirements through its cash balances and obtaining financing from related entities if required. After making enquiries, the General Council have a reasonable expectation that the Union has adequate resources to continue in operational existence for the foreseeable future. Therefore these financial statements have been prepared on a going concern basis.

(c) Exemptions for qualifying entities under FRS 102

FRS 102 allows a qualifying entity certain disclosure exemptions. As none of these exemptions are relevant to the circumstances of the union no exceptions have been taken.

(d) Revenue recognition

Under rule 8 of the Rules of the Defence Fund all income arising from assets of the fund is transferred to the General Fund.

NOTES TO THE FINANCIAL STATEMENTS - continued**3 Summary of significant accounting policies - continued****(e) Foreign currency**

Normal exchange differences arising on revenue transactions are reflected in the result for the year. Purchases and sales of investments are translated at the rate ruling at the relevant transaction date. Bank balances are translated at the year-end rate.

(i) Functional and presentation currency

The Union's functional presentation currency is the Euro, denominated by the symbol '€'.

(ii) Transactions and balances

Foreign currency transactions are translated into the functional currency using the spot exchange rates at the dates of the transactions.

At each period end foreign currency monetary items are translated to Euro using the closing rate. Non-monetary items measured at historical cost are translated using the exchange rate at the date of the transaction and non-monetary items measured at fair value are measured using the exchange rate when fair value was determined.

Foreign exchange gains and losses resulting from the settlement of transactions and from the translation at period-end exchange rates of monetary assets and liabilities denominated in foreign currencies are recognised in the income and expenditure account except when deferred in other comprehensive income as qualifying cash flow hedges.

Foreign exchange gains and losses that relate to cash and cash equivalents are presented in the income and expenditure account.

(f) Income tax

Income tax expense for the financial year comprises current and deferred tax recognised in the financial year. Income tax expense is presented in the same component of total comprehensive income (income and expenditure account or other comprehensive income) or equity as the transaction or other event that resulted in the income tax expense.

Current or deferred taxation assets and liabilities are not discounted.

(i) Current tax

Current tax is the amount of income tax payable in respect of the taxable surplus for the year or prior years. Tax is calculated on the basis of tax rates and laws that have been enacted or substantively enacted by the period end.

Management periodically evaluates positions taken in tax returns with respect to situations in which applicable tax regulation is subject to interpretation. It establishes provisions where appropriate on the basis of amounts expected to be paid to the tax authorities.

(ii) Deferred tax

Deferred tax arises from timing differences that are differences between taxable surpluses and total comprehensive income as stated in the financial statements. These timing differences arise from the inclusion of income and expenses in tax assessments in periods different from those in which they are recognised in financial statements.

Deferred tax is recognised on all timing differences at the reporting date except for certain exceptions. Unrelieved tax losses and other deferred tax assets are only recognised when it is probable that they will be recovered against the reversal of deferred tax liabilities or other future taxable surpluses.

Deferred tax is measured using tax rates and laws that have been enacted or substantively enacted by the period end and that are expected to apply to the reversal of the timing difference.

NOTES TO THE FINANCIAL STATEMENTS - continued**3 Summary of significant accounting policies - continued****(g) Cash and cash equivalents**

Cash and cash equivalents includes cash in hand, deposits held at call with banks, other short-term highly liquid investments with original maturities of three months or less. Bank overdrafts are shown within borrowings in current liabilities. Cash and cash equivalents are initially measured at transaction price and subsequently measured at amortised cost.

Bank deposits which have original maturities of more than three months are not cash and cash equivalents and are presented as current asset investments.

(h) Related party transactions

The Union discloses transactions with related parties.

(i) Provisions and contingencies*(i) Provisions*

Provisions are recognised when there is a present legal or constructive obligation as a result of past events; it is probable that an outflow of resources will be required to settle the obligation; and the amount of the obligation can be estimated reliably.

Provisions are measured at the present value of the best estimate of the amount required to settle the obligation using a pre-tax rate that reflects current market assessments of the time value of money and the risks specific to the liability. Provisions are reviewed at the end of each financial year and adjusted to reflect the current best estimate of the amount required to settle the obligation. The unwinding of the discount is recognised as a finance cost in surplus or deficit, presented as part of 'interest payable and similar charges' in the financial year in which it arises.

Where there are a number of similar obligations, the likelihood that an outflow will be required in settlement is determined by considering the class of obligations as a whole.

(ii) Contingencies

Contingent liabilities, arising as a result of past events, are not recognised when (i) it is not probable that there will be an outflow of resources or that the amount cannot be reliably measured at the reporting date or (ii) when the existence will be confirmed by the occurrence or non-occurrence of uncertain future events not wholly within the Union's control. Contingent liabilities are disclosed in the financial statements unless the probability of an outflow of resources is remote.

Contingent assets are not recognised. Contingent assets are disclosed in the financial statements when an inflow of economic benefits is probable.

(j) Financial assets, liabilities and instruments

The Union has chosen to adopt Sections 11 and 12 of FRS 102 in respect of financial instruments.

(i) Financial assets

Basic financial assets and other receivables, cash and bank balances, are initially recognised at transaction price, unless the arrangement constitutes a financing transaction, where the transaction is measured at the present value of the future receipts discounted at a market rate of interest.

Such assets are subsequently carried at amortised cost using the effective interest method.

At the end of each reporting period financial assets measured at amortised cost are assessed for objective evidence of impairment. If an asset is impaired the impairment loss is the difference between the carrying amount and the present value of the estimated cash flows discounted at the asset's original effective interest rate. The impairment loss is recognised in surplus or deficit.

NOTES TO THE FINANCIAL STATEMENTS - continued**3 Summary of significant accounting policies - continued****(j) Financial assets, liabilities and instruments - continued***(i) Financial assets - continued*

If there is decrease in the impairment loss arising from an event occurring after the impairment was recognised, the impairment is reversed. The reversal is such that the current carrying amount does not exceed what the carrying amount would have been had the impairment not previously been recognised. The impairment reversal is recognised in surplus or deficit.

Other financial assets, including investments in equity instruments which are not subsidiaries, associates or joint ventures, are initially measured at fair value, which is normally the transaction price.

Such assets are subsequently carried at fair value and the changes in fair value are recognised in surplus or deficit, except that investments in equity instruments that are not publically traded and whose fair values cannot be measured reliably are measured at cost less impairment.

Financial assets are derecognised when (a) the contractual rights to the cash flows from the asset expire or are settled, or (b) substantially all the risks and rewards of the ownership of the asset are transferred to another party or (c) despite having retained some significant risks and rewards of ownership, control of the asset has been transferred to another party who has the practical ability to unilaterally sell the asset to an unrelated third party without imposing additional restrictions.

Unlisted securities are stated at cost less provision for any impairment in value.

Provision is made for doubtful debts using an exposures-based method, which is designed to provide for those debts which it is considered might be irrecoverable.

(ii) Financial liabilities

Basic financial liabilities, including other creditors and loans from related companies, are initially recognised at transaction price, unless the arrangement constitutes a financing transaction. Where the arrangement constitutes a financing transaction the resulting financial liability is initially measured at the present value of the future payments discounted at a market rate of interest for a similar debt instrument.

Other creditors and loans from related companies and financial liability from arrangements which constitute financing transactions are subsequently carried at amortised cost, using the effective interest method.

Other creditors are obligations to pay for goods or services that have been acquired in the ordinary course of business from suppliers. Other creditors are classified as due within one year if payment is due within one year or less. If not, they are presented as falling due after more than one year. Other creditors are recognised initially at transaction price and subsequently measured at amortised cost using the effective interest method.

Financial liabilities are derecognised when the liability is extinguished, that is when the contractual obligation is discharged, cancelled or expires.

NOTES TO THE FINANCIAL STATEMENTS - continued

4 Critical accounting judgements and estimation uncertainty

Estimates and judgements made in the process of preparing the financial statements are continually evaluated and are based on historical experience and other factors, including expectations of future events that are believed to be reasonable under the circumstances.

(a) Critical judgements in applying the entity’s accounting policies

There are no critical judgements, apart from those involving estimates, made by the General Council that have had significant effect on the amounts recognised in the financial statements.

(b) Critical accounting estimates and assumptions

The General Council make estimates and assumptions concerning the future in the process of preparing the financial statements. Accounting estimates will, by definition, seldom equal the related actual results. There are no significant estimates and assumptions that will have a significant risk of causing a material adjustment to the carrying amounts of assets and liabilities within the next financial year.

5 Reporting currency

The currency used in these financial statements is the Euro, which is denoted by the symbol “€”.

6 Amounts due from general fund	2019	2018
	€	€
Amounts due from general fund	<u>29,861</u>	<u>32,543</u>

Amounts due to from the general fund are unsecured, interest free, have no fixed date of repayment and are repayable on demand.

7 Employees

Employee and key management remuneration are borne by the general fund; refer to the general fund financial statements for further details.

8 General Council remuneration

No General Council members received any emoluments in the year (2018: €Nil) relating to their services of the Union.

NOTES TO THE FINANCIAL STATEMENTS - continued

9 Taxation	2019 €	2018 €
Tax expense included in the income and expenditure account		
Current tax		
Irish corporation tax change for the year	-	-
Current tax expense for the financial year	-	-
Deferred tax		
Deferred tax on financial instruments measured at fair value through income and expenditure account	-	-
Deferred tax gain/(expense) for the financial year	-	-
Tax on loss on ordinary activities	-	-
Deficit before tax	(2,682)	(2,706)
Taxed at the standard rate of corporation tax (20%)	(536)	(541)
Income and gains taxable at higher income tax rates	-	-
Non-deductible expenses	536	541
Deferred tax	-	-
Tax on deficit on ordinary activities	-	-

10 Events after the end of the reporting period

There have been no events between the Balance Sheet date and the date on which the financial statements were approved by the General Council, which would require adjustment to the financial statements or any additional disclosures.

11 Approval of financial statements

The directors approved the financial statements on 9 June 2020.

Membership audit certificate

made in accordance with section 24ZD of the Trade Union and Labour Relations (Consolidation) Act 1992

(See notes 97 to 103)

At the end of the reportign period proceding the one to which this audit relates was the total membership of the trade union greater than 10,000?

Yes

If "YES" please complete SECTION ONE below or provide the equivalent information on a separate document to be submitted with the completed AR21

If "NO" please complete SECTION TWO below or provide the equivalent information on a separate document to be submitted with the completed AR21

Membership audit certificate

Section one

For a trade union with more than 10,000 members, required by section 24ZB of the 1992 Act to appoint an independent assurer

- 1 In the opinion of the assurer appointed by the trade union was the union's system for compiling and maintaining its register of the names and addresses of its members satisfactory to secure, so far as is reasonably practicable, that the entries in its register were accurate and up-to-date throughout the reporting period?

Yes


- 2 In the opinion of the assurer has he/she obtained the inforamation and explanations necessary for the performance of his/her functions?

Yes

If the answer to **either** questions 1 or 2 above is "NO" the assurer must:

- (a) set out below the assurer's reasons for stating that
- (b) provide a description of the information or explanation requested or required which has not been obtained
- (c) state whether the assurer required that information or those explanations from the union's officers, or officers of any of its branches or sections under section 24ZE of the 1992 Act
- (d) send a copy of this certificate to the Certification Officer as soon as is reasonably practicable after it is provided to the union.

Membership audit certificate (continued)

Signature of assurer	
Name	Hugh Keavney
Address	CLOONRESK, ASKEATON, CO LIMERICK
Date	28/08/2020
Contact name and telephone number	35314755908

Membership audit certificate

Section two

For a trade union with no **more than 10,000 members** at the end of the reporting period preceding the one to which this audit relates.

To the best of your knowledge and belief has the trade union during this reporting period complied with its duty to compile and maintain a register of the names and addresses of its members and secured, so far as is reasonably practicable, that the entries in the register are accurate and up-to-date?

Yes / No

If "No" Please explain below:

Signature	
Name	
Office held	
Date	