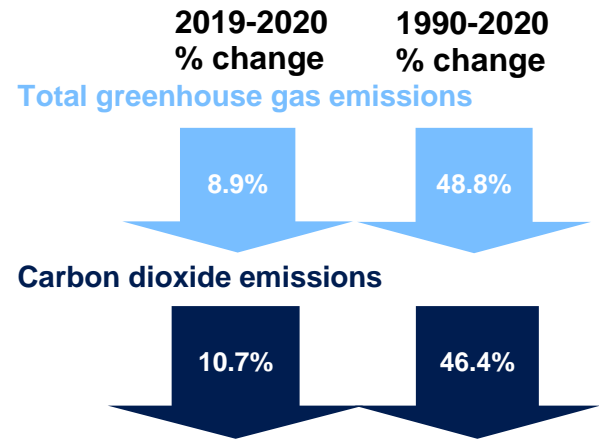
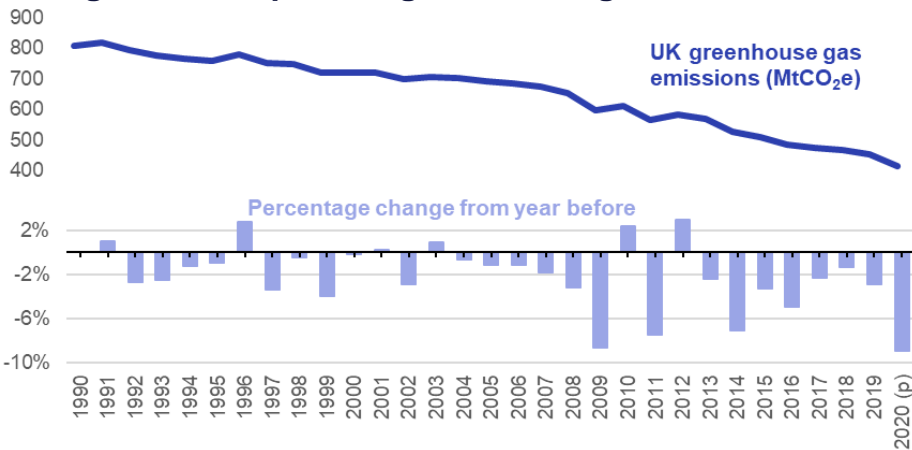


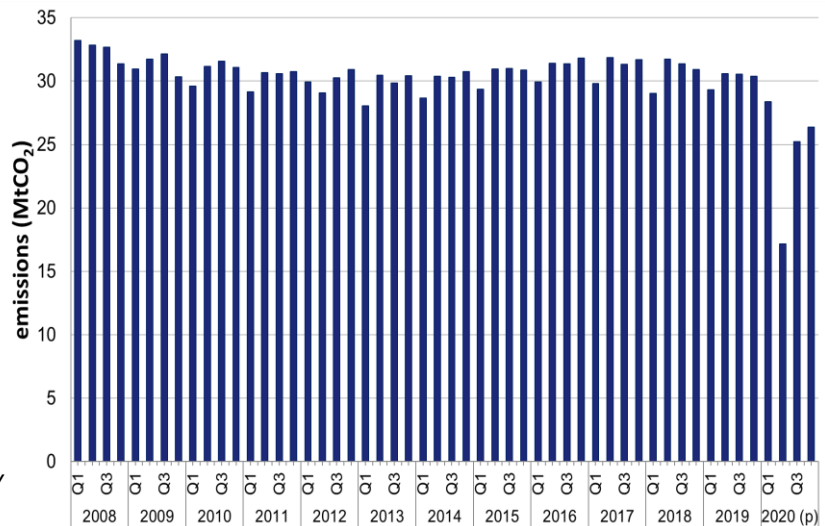
In 2020 the coronavirus (COVID-19) pandemic and the resulting restrictions in the UK has had a significant impact on greenhouse gas emissions in the UK, reducing them over this period.



The decrease in carbon dioxide emissions was driven by a fall in transport emissions in 2020

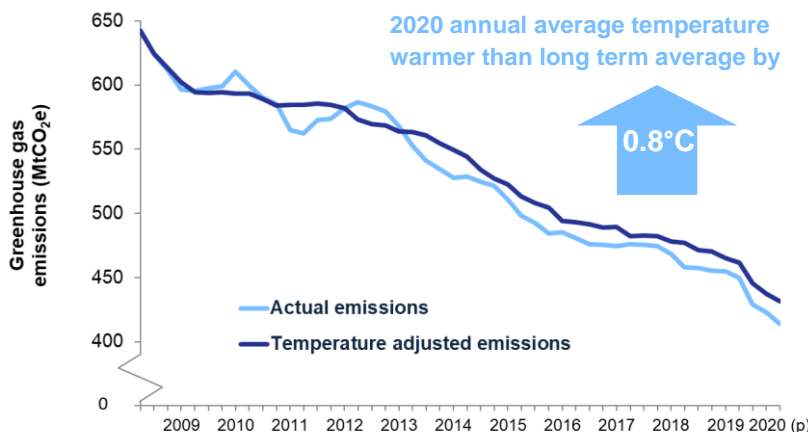
	2019-2020 % change	1990-2020 % change
Energy supply (including power sector)	11.9%	67.4%
Business	8.7%	46.8%
Transport	19.6%	22.5%
Residential	1.8%	13.5%
Public	2.0%	42.2%

For the sectors not included here, provisional CO<sub>2</sub> estimates for 2020 cannot be made as they cannot be derived from the energy statistics. Final 2020 estimates for all sectors will be published in February 2022, which will include total emissions by sector.



## Adjusting emissions for external temperature does not change the long term trend

Temperature adjusted emissions estimates remove the estimated effect of external temperatures. Emissions are calculated for each quarter, with the preceding four quarters summed to create a rolling annual total.



The largest driver of the long term fall in UK emissions has been the shift in the power sector away from using coal for electricity generation towards gas and renewables

