

Title: Impact Assessment of Proposed Ecodesign Requirements for Electric Motors and Variable Speed Drives, and Electrical Mains-operated Welding Equipment RPC Reference No: RPC-4447(1)-BEIS Lead department or agency: BEIS Other departments or agencies: DEFRA	Impact Assessment (IA)
	Date: 04/03/2021
	Stage: Post-Consultation
	Source of intervention: Domestic
	Type of measure: Secondary legislation
	Contact for enquiries: Policy Lead: Lucy Birt (Lucy.Birt@beis.gov.uk) Analyst Lead: Chris Nash (Chris.Nash@beis.gov.uk)
Summary: Intervention and Options	RPC Opinion: Green

Cost of Preferred (or more likely) Option (in 2016 prices, 2017 present value year)			
Total Net Present Social Value	Business Net Present Value	Net cost to business per year	Business Impact Target Status Qualifying provision
£415m	£336m	-£18m	

What is the problem under consideration? Why is government intervention necessary?

Electric motors and variable speed drives (electric motors), and electrical mains-operated welding equipment (welding equipment) have a substantial environmental impact and show significant potential for improvement in terms of energy performance as large numbers are placed on the market annually. In January 2019, when it was a Member State, the UK voted in favour of new and updated ecodesign requirements for these products. In order to implement these requirements in Great Britain, domestic legislation is required. The measures carry significant benefits in relation to realising the Government's Carbon Budget and Net Zero targets, which would not be realised to the same extent without intervention. The costs and benefits of the proposed GB ecodesign requirements for the two products have been analysed separately but are included here in the same impact assessment.

What are the policy objectives and the intended effects?

Ecodesign legislation requires manufacturers of energy-related products to meet minimum requirements that result in the improvement of energy efficiency and environmental impacts of their products. This helps to achieve the UK's objectives of reducing energy bills for businesses and consumers, reducing Carbon Dioxide (CO₂) emissions, minimising the adverse environmental impacts of products and ensuring effective regulation for businesses and consumers. Updating existing ecodesign requirements for electric motors and introducing new requirements for welding equipment is projected to further increase energy efficiency savings and reduce the UK carbon footprint.

What policy options have been considered, including any alternatives to regulation? Please justify preferred option (further details in Evidence Base)

The preferred option (Option 2) has been assessed against a Do Nothing option.

Option 1 - Do Nothing. There is significant potential for efficiency improvements for electric motors and welding equipment due to the numbers of both products (c. 6m) sold each year in the UK. By not legislating, the UK would miss out on energy and carbon emission savings.

Option 2 - Update ecodesign requirements for the products to reflect what the UK agreed at EU level as a Member State in January 2019. This would make it possible for the UK to realise the full energy and carbon emission savings from electric motors and welding equipment, contribute to the Governments Carbon Budget and Net Zero targets, and maintain high environmental product standards.

Self-regulation was considered, however during the consultation the Government held with stakeholders before agreeing the EU regulations on electric motors and welding equipment, industry did not propose any self-regulations, nor expressed an interest in doing so. This option has therefore been discarded.

Will the policy be reviewed? It will be reviewed. If applicable, set review date: 5 years from application of the draft electric motors regulations, and 6 years from application of the draft welding equipment regulations.

Does implementation go beyond minimum EU requirements?	No
Is this measure likely to impact on international trade and investment?	No

Are any of these organisations in scope?	Micro Yes	Small Yes	Medium Yes	Large Yes
What is the CO ₂ equivalent change in greenhouse gas emissions? (Million tonnes CO ₂ equivalent)	Traded: -0.77		Non-traded: 0	

I have read the Impact Assessment and I am satisfied that, given the available evidence, it represents a reasonable view of the likely costs, benefits and impact of the leading options.



Signed by the responsible Minister: Lord Callanan Date: 04/03/2021

Description: Update ecodesign requirements for electric motors and welding equipment

FULL ECONOMIC ASSESSMENT

Price	PV	Time	Net Benefit (Present Value (PV)) (£m)		
2021	2021	30	Low (-20%): 345	High (+20%): 703	Best Estimate: 524

COSTS (£m)	Total Transition (Constant Price)	Average Annual (excl. Transition) (Constant	Total Cost (Present Value)
Low (-20%)	-	-	149
High (+20%)	-	-	224
Best Estimate	-	9	186

Description and scale of key monetised costs by 'main affected groups'

Manufacturing costs, along with the estimated additional costs for manufacturers to meet the increased energy performance requirements, make up 100% of all monetised costs which are based on UK sales figures for electric motors and welding equipment. These additional costs are assumed to be passed onto consumers through the supply chain but are offset by lower energy bills.

Other key non-monetised costs by 'main affected groups'

All non-monetised costs are assumed to be negligible compared with the manufacturing costs outlined above. Considered in this assessment are the following: transitional/familiarisation costs of understanding the requirements; distributional impacts (although lower energy costs will offset the increased price of products); resource efficiency (considered disproportionate for both motors and welding equipment - energy savings were modest); and enforcement and compliance costs (enforcement action would be undertaken by the Office for Product Safety and Standards (OPSS) which is already responsible for the implementation and enforcement of ecodesign regulations in the

BENEFITS (£m)	Total Transition (Constant Price)	Average Annual (excl. Transition) (Constant	Total Benefit (Present Value)
Low (-20%)	-	-	568
High (+20%)	-	-	852
Best Estimate	-	42	710

Description and scale of key monetised benefits by 'main affected groups'

Net energy savings are expected to account for 86% of all monetised benefits leading to reduced energy bills for consumers (commercial and domestic). Reduction in CO₂e and improved air quality levels account for the remaining monetised benefits.

Other key non-monetised benefits by 'main affected groups'

A key non-monetised benefit is that requirements for electric motors and welding equipment will be consistent with those in the EU, creating open and fair competition. Additional benefits include a likely increase in innovation due to UK manufacturers having to make substantive improvements to their products.

Key assumptions/sensitivities/risks

3.5%

Most quantified costs and benefits have been provided by the Energy Using Products Policy model (described in Annexes 2 & 3). Sensitivities in the key input variables include product costs, sales/stock, use (hours/year), energy use and lifespan. The model assumes all costs appear at the point of purchase and are independent of sales. Non-monetised costs and benefits as well as modelling assumptions are considered to, collectively, have a positive effect on NPV.

BUSINESS ASSESSMENT (Option 2)

Direct impact on business (Equivalent Annual £m):				Score for Business Impact Target (qualifying provisions only) £m:
Costs:	10	Benefits:	32	
		Net:	-22	-112

Contents

1	Problem under consideration and the rationale for intervention	7
2	Policy objective	9
3	Options considered	10
4	Overview of costs and benefits	17
4.1	Option 1: Do Nothing	18
4.2	Summary of costs and benefits of Option 2	22
4.3	Non monetised costs and benefits	25
4.3.1	Transitional Impacts	25
4.3.2	Enforcement and Compliance Costs	26
4.3.3	Distributional Impacts	28
4.3.4	Further Impacts	29
4.3.5	Trade Impacts	29
4.3.6	Further Impacts	31
4.4	Sensitivity analysis	31
4.5	Risks	36
4.6	Impact on UK businesses	35
4.6.1	Direct Costs and Benefits to UK Businesses	35
4.6.2	Other costs and benefits to business	36
4.6.3	Total costs and benefits to business	37
5	Electric motors	38
5.1	Electric motors: Overview	38
5.2	Electric motors: Costs and benefits of Option 2	42
5.2.1	Electric motors: Non-monetised costs and benefits	46
5.3	Electric motors: Sensitivity analysis	47
5.4	Electric motors: Risks	49
5.5	Electric motors: Impact on UK businesses	50
6	Welding Equipment	51
6.1	Welding equipment: Overview	51
6.2	Welding Equipment: Costs and benefits of Option 2	53
6.3	Welding equipment: Non-monetised costs and benefits	57
6.4	Welding equipment: Sensitivity analysis	57
6.5	Welding equipment: Risks	59

	6.6	Welding equipment: Impact on UK businesses	60
7		Small and micro business assessment	61
8		Wider impacts	63
9		Summary and Implementation Plan	64
	9.1	Summary	64
	9.2	Implementation and Delivery Plan for Option 2	66
Annex 1		General modelling approach and key assumptions	68
	A1.1	The model	68
	A1.2	Input variables	69
	A1.3	Lifespan (years)	70
	A1.4	Costs (£)	70
	A1.5	Modelling assumptions	71
	A1.6	Modelling example	71
Annex 2		Specific modelling for electric motors	73
Annex 3		Specific Modelling for Welding Equipment	79
Annex 4		Competition Assessment	83
Annex 5		Wider Environmental Impacts Assessment	83
Annex 6		Definitions	84
Annex 7		Glossary of Terms	89

1 Problem under consideration and the rationale for intervention

1. The ecodesign framework sets minimum energy performance standards (MEPS) and other environmental requirements that energy-related products (ERPs) must meet to be placed on the market. This pushes industry to improve the energy efficiency and reduce the environmental impact of products and thereby removes the worst performing products from the market. Ecodesign requirements are currently in place for 28 energy-related product groups including domestic products such as washing machines and TVs, and commercial ones like professional refrigeration and power transformers.
2. Ecodesign requirements have historically been set at an European Union (EU) level through the Ecodesign legislative framework¹. In January 2019, the UK, as a Member State, agreed and voted in favour of updated ecodesign requirements for electric motors and variable speed drives ('electric motors')² and new ecodesign requirements for electrical mains-operated welding equipment ('welding equipment')³. The electric motor directive is a revised regulation⁴ and welding equipment has no current ecodesign regulation. The UK Government consulted stakeholders and carried out an internal cost-benefit analysis (CBA) for both products prior to agreeing and voting in favour of these requirements which showed the substantial environmental impact within the UK and the potential for improvement in terms of energy performance and resource efficiency.
3. As the new EU regulations will apply from 1 July 2021 for electric motors and from 1 January 2021 for welding equipment, they will not automatically apply in Great Britain after the transition period ends on 31st December 2020.

¹ Directive 2009/125/EC of the European Parliament and of the Council of 21 October 2009 establishing a framework for the setting of ecodesign requirements for energy-related products. Available at: <https://eur-lex.europa.eu/legal-content/EN/TXT/?uri=CELEX:32009L0125>.

² Laying down ecodesign requirements for electric motors and variable speed drives pursuant to Directive 2009/125/EC of the European Parliament and of the Council, amending Regulation (EC) No 641/2009 with regard to ecodesign requirements for glandless standalone circulators and glandless circulators integrated in products and repealing Commission Regulation (EC) No 640/2009. Available at:

https://ec.europa.eu/transparency/regcomitology/index.cfm?do=search.documentdetail&Dos_ID=17081&DS_ID=60021&Version=2

³ Laying down ecodesign requirements for welding equipment pursuant to Directive 2009/125/EC of the European Parliament and of the Council. Available at:

https://ec.europa.eu/transparency/regcomitology/index.cfm?do=search.documentdetail&Dos_ID=17258&DS_ID=60644&Version=2

4. Whilst EU requirements on ecodesign for welding equipment and electric motors will not apply in the Great Britain after the transition period ends, the proposed GB regulations reflect what the UK agreed and supported at EU level.
5. The UK always taken a leading role in pushing for both ambitious and realistic product requirements, and these new ecodesign and energy labelling regulations reflect this. The UK voted in favour of the new EU requirements as a Member State following a UK specific cost benefit analysis and informal consultation with stakeholders. Furthermore, the measures carry significant benefits in relation to realising the Government's Carbon Budget and Net Zero targets and implementing them in GB law means that we can reap these benefits after the end of the Transition Period. This approach also reflects the commitment made in the Clean Growth Strategy to maintain common high standards or go further where it is in the UK's interests.
6. This Impact Assessment examines the proposal to make product specific regulations, to be in place after the transition period, using powers set out in the Ecodesign for Energy-Related Products Regulations 2010, as amended by the Ecodesign for Energy-Related Products and Energy Information (Amendment) (EU Exit) Regulations 2019⁴.
7. The proposed product specific regulations (referred to in this document as the draft regulations) reflect what the UK agreed and supported as a Member State at EU level in January 2019.
8. This is consistent with the Government's intention to uphold common high product standards wherever possible and appropriate, or even exceed them where it is in the UK's interests to do so, following the end of the transition period
9. The draft Regulations will apply in Great Britain only. In accordance with the Northern Ireland Protocol ("NI protocol"), EU Ecodesign and Energy Labelling Regulations will continue to apply in Northern Ireland post-transition period. The costs and benefits in this Impact Assessment are currently calculated on a UK basis. The effect of the NI protocol will be included in the final version of this impact assessment following consultation.

⁴ The Ecodesign for Energy-Related Products and Energy Information (Amendment) (EU Exit) Regulations 2019 No. 539. Available at: <http://www.legislation.gov.uk/ukxi/2019/539/contents/made>

2 Policy objective

10. Ecodesign requirements help to reduce the energy and resource consumption of energy-related products by setting minimum mandatory requirements on energy efficiency and resource efficiency. This removes poor performing products from the market and drives the market towards more energy and resource efficient products, thereby promoting a sustainable environment through regulation.
11. This policy represents a cost-effective way to reduce energy bills and carbon emissions. Current estimates from the Department for Business, Energy & Industrial Strategy (BEIS) show that existing ecodesign requirements will lead to savings of 8 million tonnes of CO₂ in 2020.
12. Updating ecodesign requirements for electric motors and setting ecodesign requirements for welding equipment are key to making the UK more energy efficient and supporting innovation, contributing in particular to the objectives set out in the Clean Growth Strategy⁵ ('accelerating clean growth' and 'helping business become more productive') and the Secretary of State's priorities for BEIS. Doing so will in particular:
 - minimise energy bills for businesses;
 - reduce greenhouse gas emissions;
 - reduce the adverse environmental impacts of products;
 - ensure effective regulation for industry; and
 - drive innovation and support the transition to a low carbon economy.
13. The EU carried out a review from November 2014 to September 2017 on the performance of the current requirements for electric motors as set out in regulation (EC) No. 640/2009 and estimated significant energy savings would still be achieved by the current regulation⁶. However, while the existing electric motor regulation provided significant estimated energy savings, these requirements no longer captured the energy savings potential due to improved performance linked to technological progress. Further, requirements in countries such as the United

⁵ Clean Growth Strategy available at: https://assets.publishing.service.gov.uk/government/uploads/system/uploads/attachment_data/file/700496/clean-growth-strategy-correction-april-2018.pdf

⁶ Estimated 57TWh savings by 2020 at EU level. See: https://ec.europa.eu/transparency/regcomitology/index.cfm?do=search.documentdetail&Dos_ID=17081&DS_ID=60981&Version=1

States of America (USA)⁷ have become more stringent in recent years which indicates there is potential to secure further energy savings. The requirements proposed in these draft regulations are more ambitious than those in place in the USA.

14. There are currently no ecodesign measures for welding equipment. In the absence of regulation, there is no market competition to place on the market energy efficient products. The volume of sales of welding equipment in the UK annually is approximately 15,000 units⁸, and it has been estimated that through improvements to design, welding equipment would present significant potential for energy savings and improvements to resource efficiency. A preparatory study was conducted at EU level prior to drafting the new regulations which explored policy options, markets, users, technologies, the environment, economics, and product design. Here it was found that ecodesign measures for welding equipment could reduce electricity consumption by approximately 18% by 2030⁹.

3 Options considered

15. For the purpose of this consultation stage Impact Assessment, two policy options have been considered:– (1) Do Nothing and (2) set requirements to reflect what the UK agreed at EU level as a Member State in January 2019. The preferred option of (2) setting requirements which reflect what the UK agreed at EU level as a Member State has been assessed against the Do Nothing option.

3.1 Rejected Options

16. Under the Ecodesign for Energy-Related Products Regulations 2010, as amended by the Ecodesign for Energy-Related Products and Energy Information (Amendment) (EU Exit) Regulations 2019, the Secretary of State must not regulate an energy-related product that is the subject of self-regulation. For a product to be the subject of self-regulation it must meet certain non-exhaustive

⁷ <https://www.ecfr.gov/cgi-bin/text-idx?SID=1d4a3e47894c42e30b45a27277fbdf5d&mc=true&node=sp10.3.431.b&rqn=div6>

⁸ Estimate based on PRODCOM trade data - average trade sales from 1998-2016. See Assumptions log (Annex 3) for further detail.

⁹ EuP Netzwerk Machine Tools Preparatory Studies. Available from: <https://www.eup-network.de/product-groups/preparatory-studies/completed/> (see ENTR Lot 5)

criteria which evaluate the effectiveness of such self-regulation. Industry representation for both products have, to date, not proposed any self-regulation or voluntary scheme that meets these criteria.

17. No desire for self-regulation from the electric motors and welding equipment sectors was expressed during the EU's consultation process prior to the approval of both of the EU regulations in 2019. For the welding equipment sector, regulation of a wider machine tools package, which included welding equipment, was considered at EU level in 2014. During consultation on the proposed EU regulation for a machine tools package, an industry representative proposed a framework for self-regulation for metalworking machine tools in particular¹⁰. This proposal at EU level was ultimately unsuccessful due to insufficient market coverage¹¹. The complexities of the machine tools package, which included 9 different machine tool classifications, led to the scope of the regulation being reassessed. This reassessment found that welding equipment was suitable for ecodesign regulation, where clarity of requirements for both manufacturers and end users was the main driver for regulation. Welding equipment industry stakeholders agreed with this regulatory approach, citing legal certainty as the reason¹¹. Additionally, electric motors have been regulated in the UK through ecodesign since 2009, and continuing this approach provides clarity and continuity for UK businesses¹².
18. Further, research suggests that voluntary agreements around energy efficiency are best considered for products which are not regulated in other economies, or where regulation is not practical¹³. Since mandatory requirements are practical and indeed already exist in the USA and EU for electric motors and will be introduced in the EU for welding equipment, we have ruled out self-regulation in GB as a possible option.

¹⁰ CECIMO Self-Regulation Measure for Metalworking Machine Tools, Draft 4. Available from: <https://www.eceee.org/static/media/uploads/site-2/ecodesign/products/machine-tools/annex-d-cecimo-srm-methodology-draft-4-20140409.pdf>

¹¹ IMPACT ASSESSMENT Accompanying the document Commission Regulation laying down ecodesign requirements for welding equipment pursuant to Directive 2009/125/EC of the European Parliament and of the Council. Available from: https://ec.europa.eu/info/law/better-regulation/initiatives/ares-2018-1092570_en

¹² Commission Regulation (EC) No 640/2009 of 22 July 2009 implementing Directive 2005/32/EC of the European Parliament and of the Council with regard to ecodesign requirements for electric motors, <https://eur-lex.europa.eu/legal-content/EN/TXT/?uri=CELEX%3A32009R0640>

¹³ "Effectiveness of Energy Efficiency Voluntary Agreements", The Policy Partners and SQ Consult, 2017. Available at: <https://www.iea-4e.org/document/408/effectiveness-of-energy-efficiency-voluntary-agreements>

19. We are not proposing at this point in time to exceed the ecodesign requirements which reflect what the UK agreed at EU level as a Member State for electric motors or welding equipment as we have yet to determine the technical potential for going further and the associated carbon and bill savings to be gained. To do so, we would need to engage extensively with stakeholders to gather the evidence required and ensure more ambitious requirements offer a significant additional net benefit to the UK. Given the new EU requirements apply from 1 January 2021 and from 1 July 2021 for welding equipment and electric motors respectively we have ruled out, at this point, setting more ambitious GB requirements, and our priority is to provide clarity and legal certainty to stakeholders and to realise the associated energy and carbon savings these requirements would bring. We are actively exploring setting better ecodesign and energy labelling regulations in GB in the future, including where it would be beneficial to exceed EU standards.
20. The draft regulations include review provisions for electric motors and welding equipment of no later than 5 years and 6 years respectively from the application dates of the draft regulations. This will allow the Government to consider more ambitious requirements considering technological progress while also allowing sufficient time for all provisions to be implemented and to understand market penetration.
21. However, a Call for Evidence published in June 2020¹⁴ explores the possibility of raising ecodesign requirements for certain products categories in the UK which could yield greater energy, resource, and carbon savings in the UK. Electric motors are included in this Call for Evidence, alongside other products covered by Ecodesign regulation. This will allow us to gather more UK-specific evidence to support the potential raising of ecodesign standards in the future. This is consistent with the Government's intention to uphold common high product standards wherever possible and appropriate, or even exceed them where it is in the UK's interests to do so, following the transition period.

¹⁴ Energy-related products: call for evidence. Available at: <https://www.gov.uk/government/consultations/energy-related-products-call-for-evidence>

22. In any case, we are satisfied that our preferred option will be the most ambitious global standards to date for welding equipment and will introduce requirements in the highest internationally recognised efficiency category (IE4) for some electric motors.
23. The option of introducing energy labelling alongside ecodesign requirements has been considered but ruled out as a possible option for both welding equipment and electric motors. Energy labels, which display technical information and rate the energy efficiency of products in classes (typically from A to G), are primarily designed to provide technical information to non-technical consumers and help guide their purchasing decisions.
24. As the market for professional welding equipment is almost completely business to business, where buyers have specialist industry expertise in a niche market, an energy label for welding equipment is expected to provide no additional information for the professional end user which technical documents and a product fiche could not. As well as this, while sufficient data is available to determine ecodesign requirements for welding equipment, a more comprehensive dataset detailing the efficiencies of welding equipment on the market over the course of several years, is currently not available. This dataset would be required to determine the efficiency range of the energy classes, and so the introduction of an energy label is not possible at this time.
25. For electric motors, the option of energy labelling has been ruled out because in most cases, they are purchased by Original Equipment Manufacturers (OEMs) and integrated into a final product such as a washing machine, pump or ventilation fan which is then purchased by retailers. OEMs may not always choose the most efficient electric motor: this is rarely due to lack of information or understanding. An energy label for electric motors would therefore create an administrative burden while offering little, if any, possible gain. The draft regulations for electric motors also cover variable speed drives (VSDs), which are devices that can vary the speed of a motor. For VSDs, labelling may help to highlight the benefits of new technologies, however these technologies are not yet well-developed or used and so the option of energy labelling has been ruled

out for this regulation. The Energy Technology List (ETL) is already a source OEMs can use to find the best performing (top 10%) electric motors¹⁵.

26. For electric motors, use of critical raw materials are minimal as products in scope are AC induction motors which do not contain permanent magnets. Metal content is generally very high, therefore achieving high recycling rates is unproblematic. In addition, the reparability of electric motors is good, therefore it does not seem proportionate to consider additional measures in support of Circular Economy objectives or other environmental aspects for this product group¹⁶.

3.2 Options 1 & 2

27. The policy options under consideration are, therefore:

- **Option 1** – Do Nothing: no update would be made to the existing ecodesign requirements for electric motors and no ecodesign requirements would be introduced for welding equipment in GB.
- **Option 2** – Update existing ecodesign requirements for electric motors and welding equipment that will apply from July 2021 for electric motors and as soon as practicable after January 2021 for welding equipment, reflecting what the UK agreed at EU level as a Member State in January 2019.

28. These draft regulations would apply from July 2021 for electric motors and as soon as practicable after January 2021 for welding equipment. Manufacturers will have to ensure that products placed on the GB market from these dates need to comply with the draft regulations

29. Our intention has been to implement the draft regulations for welding equipment in the UK in a way that minimises uncertainty for stakeholders. We are consulting with stakeholders to get their views and intend to publish a Government response to that consultation later in 2020, which we hope will provide clarity to stakeholders about GB's position ahead of the welding equipment regulations taking effect in the EU. The legislation will follow in early 2021.

¹⁵ ETL, https://www.carbontrust.com/ETL/purchasers/?kw=energy-technology-list-Exact&qclid=CjwKCAiAx_DwBRAfEiwA3vwZYmMVjxacliaT5JJl-u8T-I_b2ZzkVGgJK2ldYeRpbem_7PU4wKFeEhoCDsYQAvD_BwE

¹⁶ COMMISSION REGULATION (EU) - laying down ecodesign requirements for electric motors and variable speed drives pursuant to Directive 2009/125/EC of the European Parliament and of the Council and repealing Commission Regulation (EC) No 640/2009 Available at: <https://ec.europa.eu/transparency/regdoc/rep/10102/2019/EN/SWD-2019-343-F1-EN-MAIN-PART-1.PDF>

30. Electric motors on the GB market by July 2021, when the draft applications begin to apply, that already comply with the existing regulation (regulation (EC) No. 640/2009) can continue being sold. Electric motors placed on the market before 1st July 2029 as substitutes for identical electric motors integrated in products placed on the market before 1st July 2022 can also continue be sold.
31. Welding equipment already placed on the GB market after the draft regulation begin to apply that do not meet the new requirements can continue to be sold.
32. Option 2 consists of updating existing ecodesign requirements for electric motors and introducing ecodesign requirements for welding equipment, reflecting what the UK agreed at EU level as a Member state in January 2019, and is our preferred option. The UK agreed and supported the new ecodesign requirements at EU level at the end of a lengthy consultative process. The process for both products included:
 - a preparatory study¹⁷ – at an EU level – which explored policy options, markets, users, technologies, the environment, economics, and product design. This process involved several public EU wide stakeholder meetings in which the UK participated.
 - an initial ecodesign working draft regulation shared with Member States and relevant stakeholders, (including UK stakeholders), for review prior to the Consultation Forum.
 - a Consultation Forum, attended by Member State Officials, key manufacturers and Non-governmental Organisations (including from the UK)
 - notification¹⁸ of the draft regulation to the World Trade Organisation (WTO) for a period of 60 days.

¹⁷ EuP Netzwerk Preparatory Studies. Available from: <https://www.eup-network.de/product-groups/preparatory-studies/completed/> (see Lot 30 for electric motors and ENTR Lot 5 for welding equipment).

¹⁸ Electric Motors WTO notification. Available at: https://ec.europa.eu/growth/tools-databases/tbt/en/search/?tbtaction=search.detail&Country_ID=EU&num=614&dspLang=en&basdatedeb=21/10/2018&basdatefin=02/11/2018&baspays=&basnotifnum=&basnotifnum2=&bastypepays=ANY&baskeywords=Welding equipment
Welding equipment WTO notification. Available at: https://ec.europa.eu/growth/tools-databases/tbt/en/search/?tbtaction=search.detail&Country_ID=EU&num=622&dspLang=en&basdatedeb=01/11/2018&basdatefin=03/12/2018&baspays=&basnotifnum=&basnotifnum2=&bastypepays=ANY&baskeywords=

- publication of the draft regulation for the relevant product on European Commission's feedback mechanism portal¹⁹.
- a Regulatory Committee where the EU regulation was discussed and voted on by Member State Officials (including the UK)³.

33. Although the requirements were agreed at EU level, the UK Government consulted with UK stakeholders and carried out an internal Cost Benefit Analysis prior to voting in favour of the EU regulations. The volume of expertise feeding into the studies, along with a substantive EU consultation, reduces the risk of these draft regulations being disproportionate or unrealistic.

34. We are proposing to implement these requirements in GB law after the end of the transition period as they carry significant benefits in relation to realising the Government's Carbon Budget and Net Zero targets. This approach also reflects the commitment made in the Clean Growth Strategy to maintain existing high standards or go further where it is in the UK's interests.

35. The Do Nothing option has also been considered and the impacts assessed. Under this scenario, the current EU regulation for electric motors will be incorporated into GB law at the end of the transition period and there would continue to be no regulation for welding equipment. The updated requirements agreed by the UK as a Member State at EU level in January 2019 would not automatically apply in GB after the end of the transition period. The impacts of GB and the EU having different ecodesign requirements have been taken into account when assessing the Do Nothing option.

¹⁹ European Commission feedback mechanism for electric motors. Available at: https://ec.europa.eu/info/law/better-regulation/initiatives/ares-2018-5354258_en
 European Commission feedback mechanism for welding equipment. Available at: https://ec.europa.eu/info/law/better-regulation/initiatives/ares-2018-1092570_en

4 Overview of costs and benefits

36. This section outlines the costs and benefits examined in this Impact Assessment, including the costs to businesses. High-level figures are provided, along with general arguments as to the costs and benefits considered (and not considered). More specific information is provided in section 5 (electric motors) and section 6 (welding equipment).
37. The draft Regulations will apply in Great Britain only. In accordance with the NI Protocol, EU Ecodesign and Energy Labelling Regulations will continue to apply in Northern Ireland post-transition period. The effect of the NI protocol was tested during consultation and it was concluded that as regulations would be aligned across Great Britain, Northern Ireland and the EU, there will be no change to the impact of these measures as a result of the protocol.
38. A 30-year appraisal period (2021/22 to 2050/51) was chosen considering the average lifespans for electric motors and welding equipment. Data suggest that a typical lifetime for welding equipment is 13 years and around 14 years for electric motors (see Table 19 in Annex 3 and Table 18 in Annex 2). Therefore, 30 years broadly represents a timeframe over which most of the existing stock of both products will be replaced with models that are compliant under the new requirements, and the full energy savings realised over their lifetime.
39. At present, we assume additionality of 25% for this Impact Assessment. Additionality reflects the adjustment we make to the overall costs and benefits of the policy intervention to reflect the fact that a proportion of these would occur in the counterfactual (in this case due to the fact that the regulations will be in force in the EU regardless of whether we implement them or not, and the concerned markets are global ones). Therefore, we estimate that a quarter of the total costs and benefits to business and consumers would be realised.
40. This assumption was tested at consultation, where stakeholders indicated that UK manufacturers would follow standards in line with EU regulations for these products in the absence of GB regulation. An additionality of 25% reflects the effect of potential dumping of inefficient products onto the GB market by international manufacturers in the absence of GB regulation. A change in additionality factor causes the NPV to either decrease or increase proportionally,

but it cannot result in the NPV becoming negative. For example, 25% additionality would reduce the NPV by four relative to the 100% additionality scenario.

4.1 Option 1: Do Nothing

41. The 'Do Nothing' option represents no regulatory change for electric motors and no implementation of regulation for welding equipment. The existing regulation would continue to apply to certain classes of electric motors, and there would continue to be no ecodesign regulation for welding equipment, and any electric motors currently not covered by the existing regulation. This option would, therefore, have no direct impact on manufacturers although there would be an indirect impact from not maintaining consistency with respect to these particular products – potentially impacting on competitiveness and innovation. For those that sell solely in the GB market, the current regulation (regulation (EC) No. 640/2009) for electric motors would continue to apply in GB in the same way as before EU exit. UK manufacturers that export either product to the EU, could face trade complications given that GB's requirements would not align with the EU's.
42. For welding equipment, the main reason why this option has not been pursued further is that, without regulation, manufacturing decisions and consumer behaviour would likely be dictated by performance and cost rather than energy efficiency or resource efficiency. Several market failures show this to be the case and the associated negative externalities are described below.
- Firstly, without standardised information on energy and resource efficiency being provided through product information fiches, buyers cannot compare products and make better and more informed purchasing decisions²⁰. Since there is no standardisation, manufacturers tend to choose the equipment tests which lets them show their own products in the best possible light²⁰. This makes completely accurate and unbiased

²⁰ IMPACT ASSESSMENT Accompanying the document Commission Regulation laying down ecodesign requirements for welding equipment pursuant to Directive 2009/125/EC of the European Parliament and of the Council. Available from: https://ec.europa.eu/info/law/better-regulation/initiatives/ares-2018-1092570_en

comparisons extremely difficult for end-users, when making purchase decisions.

- Secondly, the majority of users often prioritise performance and low purchasing cost over reducing energy costs or increasing environmental savings during the use phase¹⁴. A lack of interest from a majority of customers can perpetuate a lack of functional information²⁰. Together, these factors result in an environment that does not stimulate investments and efforts towards designing more efficient products.
- Thirdly, split incentives between owners of welding equipment and clients, who cover energy costs, mean buyers have little concern about energy efficiency. Without clear, up to date energy efficiency requirements including information provision, the evidence that the products will be cost-effective over their lifetime is lost.

43. Low efficiency welding equipment from Asia, particularly China, are increasingly present in the UK market²⁰. In 2012 China introduced energy efficiency standards for welding equipment, and as low efficiency welding equipment is phased out of the Chinese market, these low efficient products may be dumped into the GB market as an alternative in a Do Nothing scenario.

44. Although welding equipment has a modest carbon footprint, estimated 0.3 million tonnes of CO₂ equivalent²¹ (in the UK), compared to some other products under ecodesign regulation, the European Commission's preparatory study¹⁷ showed welding equipment to have the potential for greater energy and resource efficiency, using available technology.

45. Welding equipment is often designed with permanently fixed components, joints and complex fastening techniques, that make disassembly for repair, reuse, and recycle by the end user difficult. In a Do Nothing scenario, the market will not be incentivised to design welding equipment in a manner that improves resource efficiency.

²¹ Estimate based on 2012 values in Preparatory Study Task 4 – Table 4-85. Scale factor of 0.15 (UK proportion of total EU GDP) used to calculate UK carbon footprint value using Eurostat table <https://ec.europa.eu/eurostat/tgm/refreshTableAction.do?jsessionid=XL5lWvHc6qvWmGaYpgwiSnulfA6wWUpegid78mwSMtGB4hSCNK3ZI-1987023697?tab=table&plugin=1&pcode=tec00001&language=en>

46. Similar market failures to those outlined in paragraph 34 apply to the electric motor industry, creating the same negative externalities within the industry. Firstly, it is common practice for an OEM to have fixed budgets for operational and capital costs. Therefore, the electric motor with the lowest purchase price is usually chosen, as there is little to no regard for the running costs, which may be high²². Secondly, OEMs tend to postpone the replacement of expired equipment, often far beyond its duty life²², creating a situation where less efficient products are in use for extended periods of time. Thirdly, many, particularly smaller, electric motors are manufactured with the intention to be incorporated into intermediate goods which are sold further down the supply chain. In these instances, the manufacturer of the equipment usually has no incentive to purchase energy-efficient electric motors as they will not benefit from reduced running costs²².
47. A major concern shared by industry stakeholders during BEIS consultation is that a marked difference in ecodesign regulation of electric motors between the EU and GB, such as would be created if GB did not implement the proposed regulations, would create substantial barriers to trade, as UK exporters of electric motors or welding equipment would not be able to sell products in the EU market. This would not be addressed in a Do Nothing scenario.
48. UK manufacturers that export products to the EU or globally, may face trade complications given that GB's requirements would not align with the EU's or always align globally. If GB lags behind, the competition in the EU or globally may change focus from innovation and quality to price. For UK manufacturers who export, the use of the current standard in ecodesign and energy labelling would result in double testing of the products (according to the GB standard and the EU/global standard), in which case UK manufacturers would be able to compete but at an increased cost (due to increased testing). Alternatively, it will result in testing of the products according to the current standard only, in which case they would not be able to compete on the EU/global market.

²² COMMISSION REGULATION (EU) - laying down ecodesign requirements for electric motors and variable speed drives pursuant to Directive 2009/125/EC of the European Parliament and of the Council and repealing Commission Regulation (EC) No 640/2009 Available at: <https://ec.europa.eu/transparency/regdoc/rep/10102/2019/EN/SWD-2019-343-F1-EN-MAIN-PART-1.PDF>

49. In a Do Nothing scenario, there may be scope to assume that UK manufacturers who do not export may be less motivated to innovate and produce products that comply with global requirements, as focus is likely to be shifted to price competition over increasing energy efficiency. Hence, the market and regulatory failures would persist, harmonised information on energy consumption would not be systematically generated and consumers would not be able to differentiate between high-efficient and low-/average-efficient appliances. So the potential carbon emission and energy bill savings (see Section 4.2) would not be realised.
50. Under the Do Nothing option, there also may be scope for assuming that UK manufacturers would comply with the new EU requirements once they come into force due to economies of scale and the potential ease of meeting the requirements and/or because energy consumption is viewed as an important factor for such products. This would have the effect of GB having the same requirements as the EU without regulation. If this were to occur, broadly the same costs would still apply as under Option 2 (since enforcement and compliance costs are negligible compared with overall costs). We consider the risk of businesses not complying with EU requirements, however.
51. Additionally, another reason why this option has not been pursued further is the assumed UK proportion of electric motors or welding equipment that are imported. Currently, BEIS desk-based research suggests that the UK imports almost all electric motor products and welding equipment products. For non-UK manufacturers who either choose not to plan or fail to plan and adjust to the new EU regulations, there may be an excess supply of products that do not comply with the new EU regulations. Thus, temporarily those products may reach the GB market and have carbon and energy bill savings impacts. However, we expect this to be minimal.

4.2 Summary of costs and benefits of Option 2

52. Table 1 outlines the key costs and benefits that have been identified as relevant. The final column indicates how these have been considered in this Impact Assessment.
53. The draft regulations will impose a real cost (see Table 1) on electric motors manufacturers, and welding equipment manufacturers. For the purposes of this Impact Assessment, we assume that manufacturers operate in competitive

markets and increased costs are passed on to the end consumers. This may be achieved through a marginal increase in the price of all products that are impacted, or through a more substantial increase to a sub-set of products that the manufacturer produces. If markets are not competitive, manufacturers may choose to absorb the increase in cost through reduced profits. However, we have no evidence that this will occur and therefore do not assume this is the case when undertaking our analysis. Consumers are expected to purchase a new product at the end of its life cycle. as the increased cost to business is universal and we assume this to be a highly competitive market where businesses are unable to absorb the increased costs.

54.

Table 1: Summary costs and benefits of updating the ecodesign requirements for electric motors and welding equipment (Option 2)

Group	Type of cost / benefit	Included in CBA or described qualitatively?
Business/ industry	<p>Costs</p> <p>Transitional (one-off) costs of implementing the policy, including familiarisation costs of understanding the requirements. These are likely to be minimal, however, as requirements for electric motors already exist, and the updated requirements for electric motors will align with the IE3 efficiency standard. Welding equipment meeting the new requirements are already on the market and investments in R&D already exist.</p>	Included in CBA.

Group	Type of cost / benefit	Included in CBA or described qualitatively?
	Increased manufacturing costs including any such transitional costs. These are assumed to be passed onto consumers - any increase in costs however would be offset by energy savings.	Included in CBA.
	Benefits	
	Product requirements facilitating trade	Described Qualitatively.
	Possible increased innovation leading to longer lasting, more efficient products in order to compete in the global market.	Described Qualitatively.
	Environmental benefits of improved resource efficiency (for welding equipment only), for example, improved recyclability and repairability.	Described Qualitatively.
Consumers (including businesses who purchase products)	Costs	
	Higher price of products at the point of purchase (although offset by lower energy bills).	Included in CBA.
	Reduction in consumer choice (if some product types are removed from the market) yet this is balanced against the benefit above of innovation, leading to new products on the market.	Described Qualitatively.
	Benefits	
	Lower energy bills over the lifetime of the product due to increased energy efficiency performance.	Included in CBA.
Wider society	Costs	
	Enforcement costs of imposing requirements. Costs are assumed to be negligible compared with the costs of products especially since efficiency requirements already exist for electric motors.	Described Qualitatively.
	Benefits	
	Lower electricity system costs – due to a reduction in energy use of the products.	Included in CBA.

Group	Type of cost / benefit	Included in CBA or described qualitatively?
	Carbon savings/reduction in greenhouse gas emissions.	Included in CBA.
	Air quality improvements.	Included in CBA.
	Possible creation of new jobs driven by the need to innovate and improve.	Described Qualitatively.

55. Table 2 provides the high-level cost and benefit estimates of Policy Option 2 according to the costs and benefits outlined above for electric motors and welding equipment. Option 2 (costed against the Do Nothing option) shows a Net Present Value (NPV) of £524m with a benefit-cost ratio of around 4:1. Electrical energy savings are expected to be around 11,000 GWh over the appraisal period (2021/22-2050/51) amounting to 0.8 million tonnes of Carbon Dioxide equivalent (CO₂e). More detail is provided in the sections which follow.

Table 2: Estimated Costs and Benefits of Policy Option 2, 2021/22 to 2050/51

Costs/benefits, £m	Electric motors	Welding equipment	Total
Costs to manufacturers (assumed to be passed onto consumers)	186	1	186
Total Costs (A)	186	1	186
Value of energy savings (net)	605	6	611
Value of reduction in CO ₂ e emissions	53	0.5	53
Net benefits of air quality improvements	45	0.5	45
Total Benefits (B)	703	7	710
Net Present Value (B–A)	517	6	524
Benefit Cost Ratio (B/A)	4	10	4

Data in the main body of this Impact Assessment are presented in 2021 prices and present value (and, therefore differ from those on the front page which are 2016 prices and 2017 present values). Total figures may appear to not add up due to rounding.

56. All calculations were sourced from the BEIS Energy Using Products Policy (EUPP) Model which takes into consideration the costs and benefits associated with updating existing ecodesign requirements for each product separately.

57. The modelling takes into consideration different sub-technologies, using:
- forecasted sales/stock figures;
 - estimates for additional costs arising from producing products compliant with the draft regulations under Option 2 compared with Option 1;
 - forecasted level of usage (in hours/year);
 - estimates for the energy usage (in kWh), again for products compliant with the draft regulations under Option 2 compared with Option 1; and
 - the expected lifespan of products (before a replacement is required).
58. High-level descriptions of the modelling approach are outlined in the following sections along with the outputs. More detailed descriptions are provided in Annex 1 to Annex 3, along with the key modelling assumptions.

4.2.1 Transitional Costs

59. Generally, transitional (one-off) costs of implementing the policy, include familiarisation costs of understanding the requirements, and are inclusive of training staff and setting up IT.
60. For electric motors, given that the draft regulation would be a revision of existing regulation, transitional costs are expected to be minimal as the general processes are already established. Manufacturers are already required to provide technical details and the above information would be readily available to them. The EU's additional assessment of their review study into regulations for electric motors²³ concluded that additional costs such as approbation, changes in packaging, marking etc would be negligible.
61. For welding equipment, there is currently “no legislation at EU level or in EU Member States that would foster energy or resource efficiency regarding welding equipment”²⁴. This makes it difficult to qualitatively assess the potential transitional costs for welding equipment manufacturers resulting from policy Option 2. The EU expects transitional costs to be moderate, particularly for small

²³ COMMISSION REGULATION (EU) - laying down ecodesign requirements for electric motors and variable speed drives pursuant to Directive 2009/125/EC of the European Parliament and of the Council and repealing Commission Regulation (EC) No 640/2009 Available at: <https://ec.europa.eu/transparency/regdoc/rep/10102/2019/EN/SWD-2019-343-F1-EN-MAIN-PART-1.PDF>

²⁴ IMPACT ASSESSMENT Accompanying the document Commission Regulation laying down ecodesign requirements for welding equipment pursuant to Directive 2009/125/EC of the European Parliament and of the Council, 2019. Available at: https://ec.europa.eu/info/law/better-regulation/initiatives/ares-2018-1092570_en

and micro sized businesses (SMBs), given the increasing difficulty that manufacturers face in accessing new technologies and efficient components in the highly competitive market, for which prices are increasing **Error! Bookmark not defined.** Based on this, we assume that UK SMBs are involved in the same market, so we expect their transition costs to be moderate too.

62. Following feedback in the consultation we have included a small, one-off cost to monetise the impact of reading and understanding the legislation. This cost, valued at £164,000 in total for all UK businesses affected, will be realised in 2021 only. This transitional cost is calculated by multiplying the cost of half a day of labour by the estimated number of businesses that manufacture industrial products.

63. A combination of national statistics and estimates based on the consultation and BEIS intelligence informs this transition cost.

- The number of GB businesses affected is estimated from the GB Business Count database for the relevant industries.²⁵
- For hours taken, although the substance of the requirements is the same as the EU regs, the structure of the GB legislation will be different. This means that the requirements may be presented slightly differently in the legislation and so it may take businesses a bit more time to confirm that they are definitely compliant with the new regulations and to reassure themselves that the GB requirements are in effect identical to those in the EU. This has been estimated as half of a day's labour.
- To estimate the price of labour it has been assumed reading and comprehending legislative text is unlikely to be low paid work. For small and micro businesses it is likely that the business owner will take responsibility. In large companies it is likely to be members of a legal department or an expert at interacting with Government. This is reinforced by job titles included in responses to the consultation.²⁶ The Annual Survey of hours and Earnings finds the median hourly

²⁵ SIC codes: 2790 and 2711. Data accessed here: <https://www.nomisweb.co.uk/query/construct/submit.asp?menuopt=201&subcomp=>

²⁶ Job titles include: Senior Product Specialist, Head of EU technical market access.

earnings for full-time legal professionals and quality and regulatory professionals to be £23 and £19 per hour respectively.²⁷ As a result of this a £20 per hour cost of labour has been assumed. An opportunity cost equal to the transitional cost has been included to account for this member of staff being diverted from other duties.

64. This cost has been calculated for the entirety of the white goods eco design package. Therefore, the figure only appears in the headline cost-benefit tables and not for the individual products. This is due to lack of sufficiently granular data.
65. There are certain caveats to the calculation of this cost that lead us to think of it as a high, or worst-case scenario cost estimate.
- It is unlikely that all the businesses involved in the manufacture of electric motors and other electrical equipment make products covered by these regulations. This leads to the cost being overestimated.
 - This cost estimate does not account for the impact and influence of Trade Associations. Comments in the consultation suggested that a certain amount of knowledge sharing would take place. Trade associations will be able to help businesses to understand the new regulations. Businesses will also aid other businesses. If not every business needs to devote labour to reading the legislation then our cost estimate is again likely to be high.

4.3 Non monetised costs and benefits

66. This section examines the additional costs and benefits that, for proportionality reasons, have not been monetised. To indirectly take these into account in the CBA, sensitivity analysis has been undertaken (in Section 4.4).

²⁷ Earnings and hours worked, occupation by four-digit SOC: ASHE Table 14 accessed here: <https://www.ons.gov.uk/employmentandlabourmarket/peopleinwork/earningsandworkinghours/datasets/occupation4digitsoc2010ashtable14>. SOC codes 241 and 246

4.3.1 Resource Efficiency

67. Ecodesign requirements for resource efficiency are being introduced for the first time for ERPs through these draft regulations for welding equipment. These resource efficiency requirements should not conflict with the energy efficiency requirements.
68. Resource efficiency covers requirements such as those to ensure that welding equipment are designed in such a way as to facilitate reuse, repair and recycling of the product. Resource efficiency also includes information requirements where specific information is required in instruction manuals and on free to access websites. This includes the manufacturers name and product type, parameters related to energy efficiency, and information on expected utilisation rates of shielding gas and welding wire or filler. Resource efficiency is an important aspect as these measures can increase the lifespan of the product and reduce a products end of life environmental impact. Information requirements can also fundamentally affect the consumption rate of welding wire and shielding gas which can be expensive to produce.
69. The overall savings of resource efficiency requirements however were not quantified. These savings were assessed qualitatively and predicted to be modest in comparison to the energy efficiency savings. Several uncertainties around these requirements have also been identified (see paragraphs 57-59), which make the resource efficiency measures unable to be accurately quantified.
70. Resource efficiency requirements require welding equipment to be designed in such a way that spare parts can be accessed and removed with commonly available tools. This is regarded as a simple measure and the cost of compliance is presumed to be very low because it requires little production adaptation. How much exactly this change in design will change manufacturing cost however is uncertain, as well as the extent of design change for different types of welding equipment.
71. The information requirements are intended to make repair easier by providing repair instructions. It is uncertain how many welding equipment owners will be aware of the requirements regarding availability of spare parts and access to repair and maintenance information, and thus how many will take advantage of the requirements. The requirements should make repairing welding equipment

- easier, but it is uncertain how much the repair of welding equipment will increase and subsequently how many welding equipment will see their lifespan increased.
72. There is also uncertainty over the cost of repairing a piece of welding equipment compared to the cost of replacing one. The additional costs when repairing include labour costs (a professional repairer is required) and cost of delivering spare parts. There are also carbon costs associated with the manufacturing of these spare parts and their delivery, as well as travel for professional repairers. The draft regulations state that: 'Manufacturers, authorised representatives or importers may charge reasonable and proportionate fees for access to the repair and maintenance information or for receiving regular updates.' The charge which manufacturers could put in place is unknown and therefore could not be quantified. Additionally, spare parts must be delivered within 15 days so some welding equipment owners may choose to replace their equipment rather than wait for repair if their need for the welding equipment is urgent.
73. The resource efficiency requirements require indicative shielding gas, welding wire or filler material utilisation to be provided. While we expect material consumption to drop due to this measure, the extent to which it will is uncertain, as material consumption is dependent upon the skill of the welder as well as the weld type itself **Error! Bookmark not defined..**
74. Additionally, the measures do not prevent manufacturers from recovering costs through higher prices for their welding equipment, as they can argue for increased lifespan of the product as well as reduced energy costs.
75. Resource efficiency was considered for electric motors and discounted, primarily because the recyclability of electric motors is already high and the use of critical raw materials is minimal.
76. For the reasons discussed above, the costs associated with resource efficiency are expected to be small in relation to overall costs and benefits of the policy option. Monetising such costs is, therefore, considered disproportionate. However, any such costs may fall disproportionately on to smaller businesses and are therefore considered in the Small and Micro Business Assessment (SAMBA).

4.3.2 Enforcement and Compliance Costs

77. Enforcement and compliance costs are not easily quantified. Enforcement action would be undertaken where the market surveillance authority (MSA) believed there was sufficient risk-based justification to do so, in line with their enforcement policy²⁸. Additional costs are, however, considered minimal given that requirements already exist for electric motors and would continue to apply under the Do Nothing Option.
78. As suggested in HM Government's OIOO (One-In, One-Out) Methodology²⁹, the cost and benefits calculated have assumed 100% compliance since we have no evidence to suggest it would be otherwise. Lack of compliance would, however, impact on both costs and savings. Given the uncertainty, and the scale of the impact, differing levels of compliance are implicitly investigated through the Sensitivity Analysis (see Section 4.4 and the corresponding sections for electric motors and welding equipment specifically).

4.3.3 Distributional Impacts

79. In setting ecodesign requirements, the European Commission took distributional impacts into account. A key constraint in setting requirements is that those should have no significant negative impact on consumers as regards to the affordability and the life cycle cost of the product¹. Although more efficient products may have marginally higher up-front cost, businesses will see savings from their energy bills.

4.3.4 Trade Impacts

80. In terms of impact on UK trade with the EU, the proposed Ecodesign requirements are expected to facilitate UK-EU trade of industrial products³⁰. For electric motors, in terms of estimated total import and export quantity (tons), the UK imports 62% from the EU and exports 74% to the EU. But in terms of

²⁸ OPSS enforcement policy, May 2018. Available at: https://assets.publishing.service.gov.uk/government/uploads/system/uploads/attachment_data/file/712141/safety-and-standards-enforcement-enforcement-policy.pdf.

²⁹ HM Government's OIOO (One-In, One-Out) Methodology, July 2011. Available at: http://ec.europa.eu/smart-regulation/refit/admin_burden/best_practice_report/docs/5.pdf.

³⁰ All trade data was sourced from the International Trade Centre (ITC) Trade Map using the following 6-digit level HS codes: [Electric Motors - 850120; 850121; 850140; 850151; 850152; 850153; 850300] [Welding Equipment – 846880; 851531; 851539]. For both quantity and value, a 2017-2019 average total was taken. ITC Trade Map available at: <https://www.trademap.org/>

84. UK imports of industrial products from USA could decline slightly, given that lower energy efficiency standard industrial products from the USA would not be able to be sold in the UK market. But because imports in terms of both quantity and value are small relative to UK-EU imports for example, this is unlikely to change UK-USA trade significantly. Similarly, UK exports to the USA are expected to remain unaffected, as these will meet USA Ecodesign requirements, and prices should broadly remain unchanged.

4.3.5 Further Impacts

85. We have not attempted to monetise the direct costs, under Option 2, of the potential effect that the UK's increasing requirements for electric motors and welding equipment could have on innovation. Requiring UK manufacturers to improve efficiency would create considerable opportunities to innovate, which has possible benefits such as improved consumer choice, investment in industry, and knowledge spill-over. However, it was considered disproportionate to quantify this given the complexity and the uncertainty in the level of innovation that might be achieved.

86. For the same reasons, it was considered disproportionate to attempt to quantify the additional benefit of Option 2 in maintaining consistency with respect to these particular products with EU manufacturers (in particular for ease of trade with the EU) or, similarly, the costs of Option 1 in manufacturers having different requirements to comply with.

4.4 Sensitivity analysis

87. Annex 1 provides an overview of the model used for the CBA and, as expected, several considered modelling assumptions have been made which carry varying levels of uncertainty. These are explained in detail for each product in Table 18 and Table 19.

88. Table 3 below indicates the relative sensitivity of a variable and how this affects the overall costs/benefits. A variable with a 'high' risk rating has 1.5 times the percentage uncertainty of a 'medium' risk rating variable, and a 'low' risk rating variable has half of the uncertainty of a medium risk variable. Variables used in the modelling are proportional to the NPV, therefore those with a higher risk rating are more sensitive to variations in modelling.

Table 3: Outline of the sensitivity of the model by variable

A change of $\pm 10\%$ in the variables is used as the base uncertainty which is then multiplied by the risk factor (1.5 for high; 1 for medium; 0.5 for low risk) to obtain the percentage impact change.

Variable	Risk rating	Impact on Costs	Impact on benefits	Comment
Cost (£)	Medium	The cost value could change by up to $\pm 10\%$, resulting in a $\pm 10\%$ change to overall costs.	None.	The model assumes Costs and Stock/Sales figures are independent, therefore, a change in the cost of products has no impact on the volume of products sold/in stock. Benefits therefore remain unaffected.
Sales/Stock	Medium	The sales/stock value could change by up to $\pm 10\%$, resulting in a $\pm 10\%$ change to overall costs.	The sales/stock value could change by up to $\pm 10\%$, resulting in a $\pm 10\%$ change to overall benefits.	Overall costs and benefits are directly proportional to the size of the Sales/Stock.
Use (hours/year)	Medium	None.	The use value could change by up to $\pm 10\%$, resulting in a $\pm 10\%$ change to overall benefits.	The number of hours in a year a product is used has no effect on costs (since use does not affect the lifetime in the model nor on sales/stocks) but is directly proportionate to the overall energy use, and hence benefits.
Energy Use (kW)	Medium	None.	The energy use value could change by up to $\pm 10\%$, resulting in a $\pm 10\%$ change to overall benefits.	The power used by a product has no effect on costs (to buy the product) but is directly proportionate to the overall energy use, and hence benefits.

Lifespan	Low	Related.	Related.	The products' lifespan in the model affects both the costs and benefits but not proportionately. The shorter the lifespan, the greater the costs and benefits (due to the older stock being replaced more quickly).
Additional ity	High	Directly related.	Directly related.	A change in the additionality assumption has a proportional effect on the costs and benefits, and therefore NPV. We consider it possible that additionality of each product could vary by +/- 25% ³² .

89. A range of costs and benefits were considered to model potential divergence in the actual input variables from those estimated by the model. These consider both divergence in future values from those estimated as well as un-monetised costs and benefits, including compliance.

³² The variation in our additionality estimate will primarily depend on the extent to which the ecodesign requirements under Option 2, and the effect of the NI protocol, prevent less energy efficient products reaching the UK.

4.5 Risks

90. In the following sections, we consider the specific risks associated with the models behind electric motors and welding equipment. In general, however:

- Figures assume all costs will be incurred by UK consumers. Some costs may be absorbed by non-UK businesses (manufacturers and/or retailers in the supply chain) which will reduce the costs to the UK.
- Future sales figures are, perhaps, the most uncertain of the input variables. However, as described in Annex 1, these affect both costs and benefits in the same proportion. While any such changes may well affect the scale of the NPV, they alone should not result in the NPV becoming negative.
- Similarly, lower than 100% compliance figures would likely affect costs as well as benefits. Although some consumers may still end up buying products which do not meet the requirements, they are likely to do so at a lower cost.
- The costs included in Table 3 do not include those incurred by businesses potentially adhering to multiple requirements (under Option 1) or the additional benefits that ease of trade with the EU under this option would bring. Further, there are additional benefits of Option 1 with respect to innovation and increasing competitiveness, in line with the UK's Industrial Strategy. While hard to monetise, their impact (of increasing the NPV for Option 2) cannot be ignored when considering these scenarios.
- The energy consumption modelled under Option 1 does not consider a potential increase in stock of less efficient products entering the UK market under this scenario. The realised benefits of Option 2 are, therefore, likely to be an underestimate.
- Although future energy costs are uncertain, changes would affect both options considered in the CBA.
- The model does not account for the link between costs and sales. However, if the manufacturing costs were higher than expected, the possible corresponding reduction in sales would constrain the scale of the impact on the overall costs.
- Resource efficiency is only considered qualitatively, as the overall savings are disproportionate compared to energy savings, and there was difficulty in quantifying all resource efficiency measures.

91. For those reasons, we consider a reduction in the NPV for either product unlikely.

4.6 Impact on UK businesses

4.6.1 Direct Costs and Benefits to UK Businesses

92. This section considers the costs and benefits of the proposal to UK businesses. It is restricted to UK-based manufacturers and UK business purchases of electric motors and welding equipment. The proposed requirements have no impact on products manufactured in the UK and exported since manufacturers are only obliged to meet the requirements of the country they are exporting to.

93. As per the guidance from BEIS³³, we consider only the *direct* costs to businesses here. These include manufacturing costs which, elsewhere, are assumed to be passed onto consumers.

94. The costs imposed by these regulations can be considered direct because they clearly fulfil two of the three criteria laid out in case studies. First, the impact falls on businesses subject to the regulation and accountable for compliance. Second, the impacts are generally immediate and unavoidable. Increased minimum energy performance standards will lead to an instant, and permanent shift in the supply curve for manufacturers of products which fall beneath the new standards.

95. These measures could also lead to indirect costs and benefits. The removal of lower performing products could also drive innovation in energy efficiency. These would both be considered indirect impacts of the policy.

96. For UK-based manufacturers selling within the UK, the direct costs determined to be in scope are the:

- **Ongoing costs of producing policy-compliant products.** These include the increased variable costs of, for example, more expensive component parts and/or more advanced/expensive manufacturing processes.
- **Short-term, transitional costs of changing manufacturing processes and becoming familiar with the draft regulations.** Manufacturers will have to invest resources (staff costs) into understanding how this affects them as well as the physical resources required to adhere to the draft regulations, including testing equipment and new IT/software purchases.

³³ Business Impact Target: statutory guidance, 2019. Available at: https://assets.publishing.service.gov.uk/government/uploads/system/uploads/attachment_data/file/776507/Business_Impact_Target_Statutory_Guidance_January_2019.pdf

97. Given both electric motors and welding equipment are non-domestic products, we also consider all purchase costs to be direct business costs since the requirements will increase the cost of their purchases. However, business consumers that are the end-users of these products will also see reduced energy costs. Since these energy savings would be automatic through use of their compliant purchases – and not from a change in behaviour – we also consider these to be direct. When considering business purchases from UK manufacturers, we need only consider either the manufacturing or purchase costs to avoid double-counting.
98. Reduction in greenhouse gas emissions and improvement in air-quality are assumed to be benefits for the wider society and have, therefore, not been considered for businesses.

4.6.2 Other costs and benefits to business

99. Other benefits of Option 2 to manufacturers (see Section 4.3) include maintaining consistency with respect to these products with manufacturers outside the UK and a likely increase in innovation, raising competitiveness. Since these are indirect costs, they have not been considered here.

4.6.3 Total costs and benefits to business

100. Table 4 below shows the overall direct costs and benefits to UK businesses. Sections 5.5 and 6.6 provide greater detail for electric motors and welding equipment respectively.

Table 4: Summary of costs and benefits to businesses (under the 100% import scenario, 2021 prices).

Costs/benefits, £m	Overall costs	Direct Business Costs (£m)		
		Electric motors	Welding equipment	Total

Costs to manufacturers/business purchasers	186	186	0.7	186
Total Costs (A)	186	186	0.7	186
Value energy savings (net)	611	605	6.1	611
Value of reduction in CO2e emissions	53	53	0.6	53
Net benefits of air quality improvements	45	45	0.4	45
Total Benefits (B)	710	703	7.1	710
Net Present Value (B–A)	524	517	6.4	524

Note that totals may not appear to add up due to rounding.

101. Table 5 below shows the related Business Net Present Value and Business Impact Target Score.

Table 5: Equivalent Annualised Net Direct Cost to Business (EANDCB) and Business Net Present Value for Option 2 (under the 100% import scenario).

	Total [2021 Prices, 2021 present value (£m)]	Electric motors	Welding equipment
Business Net Present Value	425	419	5.4

EANDCB ³⁴	-22	-22	-0.3
Score for Business Impact Target (BIT)	-112	-110	-1.4

5 Electric motors

102. Section 4 provided an overview of the costs and benefits of Option 2. This section examines those specifically for electric motors. It begins with a detailed description of the product itself and the proposed requirements.

5.1 Electric motors: Overview

103. Electric motors convert electrical energy into mechanical energy. Most electric motors operate through the interaction between the motor's magnetic field and electrical current in a wire winding to generating force in the form of rotation of a shaft. The draft regulations also cover VSDs, which are devices that can vary the speed of a motor. The electric motors in scope are globally traded goods, based on International Electrotechnical Commission (IEC) standards.

104. The scope of the draft regulations covers products which:

- are induction electric motors without brushes, commutators, slip rings or electrical connections to the rotor, rated for operation on a 50 Hz, 60 Hz or 50/60 Hz sinusoidal voltage, that:
 - have two, four, six or eight poles;
 - have a rated voltage U_N above 50 V up to and including 1000 V;
 - have a rated power output P_N from 0.12 kW up to and including 1000 kW;
 - are rated on the basis of continuous duty operation; and
 - are rated for direct on-line operation.

105. The draft regulations also cover VSDs with 3 phases input which:

³⁴ The Equivalent Annual Cost is calculated by dividing the net present value through an annuity rate. This rate can be calculated using the formula: $a = (1+r)/r * [1 - 1/(1+r)^t]$, where r is the interest rate (3.5%) and t is the number of years over which the NPV has been calculated (31).

- are rated for operating with an electric motor within the 0.12 kW - 1000 kW motor rated output range;
- have a rated voltage above 100 V and up to and including 1000 V AC; and
- have only one alternating current (AC) voltage output.

106. The following products are excluded from the draft regulations:

- motors with an integrated brake which forms an integral part of the inner motor construction and can neither be removed nor powered by a separate power source during the testing of the motor efficiency;
- electric motors specified to operate exclusively:
 - at altitudes exceeding 4000 metres above sea-level;
 - where ambient air temperatures exceed 60°C;
 - in maximum operating temperature above 400°C;
 - where ambient air temperatures are less than -30°C; or
 - where the water coolant temperature at the inlet to a product is below 0°C or above 32°C.
- electric motors designed and specified to operate wholly immersed in a liquid;
- electric motors specifically qualified for the safety of nuclear installations, as defined in Article 3 of Council Directive 2009/71/EURATOM³⁵;
- electric motors in cordless or battery-operated equipment;
- electric motors in hand-held equipment whose weight is supported by hand during operation;
- electric motors in hand-guided mobile equipment moved while in operation;
- electric motors with mechanical commutators;
- Totally Enclosed Non-Ventilated (TENV) motors;
- electric motors placed on the market not later than 1 July 2029 as substitutes for identical motors integrated in products and placed on the market no later than 1 July 2022;

³⁵Council Directive 2009/71/Euratom of 25 June 2009 establishing a Community framework for the nuclear safety of nuclear installations (OJ L 172, 2.7.2009, p. 18).

- multi-speed electric motors, i.e. motors with multiple windings or with a switchable winding, providing a different number of poles and speeds;
- motors designed specifically for the traction of electric vehicles;
- electric motors with an integrated variable speed drive (compact drives) whose energy performance cannot be tested independently from the variable speed drive; and
- electric motors completely integrated into a product (for example into a gear, pump, fan or compressor) and whose energy performance cannot be tested independently from the product, even with the provision of a temporary end-shield and drive-end bearing. The motor must share common components (apart from connectors such as bolts) with the driven unit (for example, a shaft or housing) and shall not be designed in such a way that the motor can be separated in its entirety from the driven unit and operate independently. For a motor to be exempt from performance requirements, the process of separation must render it inoperative

107. The following VSDs are exempt from the efficiency requirements of the draft regulations, but must meet the product information requirements:

- VSDs integrated into a product and whose energy performance cannot be tested independently from the product;
- VSDs qualified specifically for the safety of nuclear installations, as defined Article 3 of Directive 2009/71/EURATOM; and
- regenerative drives; and
- drives with sinusoidal input current.

108. The draft regulations also make a seven year exemption for electric motors supplied as spare parts. As energy efficient motors have different characteristics than standard motors – often they are heavier, larger and have higher inertia – it is not always practical to replace an existing electric motor with a more energy efficient model. This would often require some re-engineering which sometimes proves uneconomical and the old product is instead replaced, which is not an optimal solution for resource efficiency. This seven year exemption is a pragmatic solution that may slow down the replacement of inefficient motors,

however it favours the repairability of products into which the electric motors are integrated.

109. Around 6 million electric motors are sold in the UK annually. Annual sales outputs were extracted based on data from a 2003 BSRIA study, the Carbon Trust Technology guide 2011 and the 2014 preparatory study for Lot 30 and the (Table 18, Annex 2), under the assumption that stock remains constant over time. The breakdown of sales in 2018 is as follows:

- 0.12-0.75kW single phase motors – 75% of market.
- 0.12-0.75kW multi-phase motors – 13% of the market.
- 0.75-11kW – 12% of the market.
- 15-132kW - <1% of the market.

110. The ratio of quantity of electric motor imports to exports in 2018 was around 5:1, with half of the imports originating from China³⁶. The traded value of the total imports and exports was €74m and €85m respectively, demonstrating that the value of electric motors exported by the UK is almost 6 times as much per kg as those imported. This indicates that the UK exports a relatively small number of high value electric motors, whilst importing a comparatively large number of low value electric motors.

111. The European Commission's most recent preparatory study on electric motors concluded that even though the existing regulation has had a positive impact on the environment, due to technological change and more stringent requirements internationally the existing regulation needed updating to secure further energy savings. It also concluded that large savings can be made on products currently excluded from the regulation. The energy efficiency potential lies in both the significant quantities of small electric motors traded each year and the more significant per-product savings that can be made in large electric motors.

5.2 Electric motors: Costs and benefits of Option 2

112. The Energy Using Products (EUP) CBA model was split into seven separate sub-models based on motor size, each examining the impact of the regulatory

³⁶ <http://epp.eurostat.ec.europa.eu/newxtweb/>

changes. The sub-models are split based on the following size ranges: 0.12 – 0.7 kW; 0.75 – 2 kW; 3 – 4 kW; 5 – 11 kW; 15 – 30 kW; and 37 – 120 kW.

113. Electric motors in the 0.12 – 0.7 kW sub-model are further split between single- and multi-phase as the granularity of the data allowed it. The remaining sub-models all concern multi-phase electric motors exclusively. Single-phase, single-speed electric motors in the power range above 0.75 kW were not considered as they have a relatively low performance compared with 3-phase equivalents, hence have a declining market share³⁷.

114. Each model uses the following inputs which are generated from raw data:

- forecasted sales/stocks figures;
- forecasted levels of usage (in hours/year);
- average load factor;
- average power demand (in kW);
- technology (“Tech”) demand values;
- expected electric motor lifespan (before a replacement is required);
- cost of new products for each efficiency class.
- Forecasted sales/stocks figures are split between fixed-speed motors and variable-speed motors. Further, the figures are split between electric motor efficiency classes. A more detailed description is provided in Annex 2.

115. The numbers below in Table 6 and Table 7 show the effects of the proposed ecodesign requirements for electric motors compared with Option 1 (Do Nothing). Low and high scenarios of $\pm 10\%$ have been presented as indicative variances from the central estimate due to unknown uncertainty. Based on more in-depth sensitivity analysis provided in Section 4.4 which considers the sensitivity of each variable used in the modelling, $\pm 10\%$ is the maximum range for which costs and benefits could vary. Figure 1 and Figure 2 show the cumulative costs/benefits and energy savings respectively for the central estimate.

Table 6: Discounted costs summary for electric motors (2021 prices)

³⁷ EuP Netzwerk Preparatory Studies. Available from: <https://www.eup-network.de/product-groups/preparatory-studies/completed/> (see Lot 30 for electric motors)

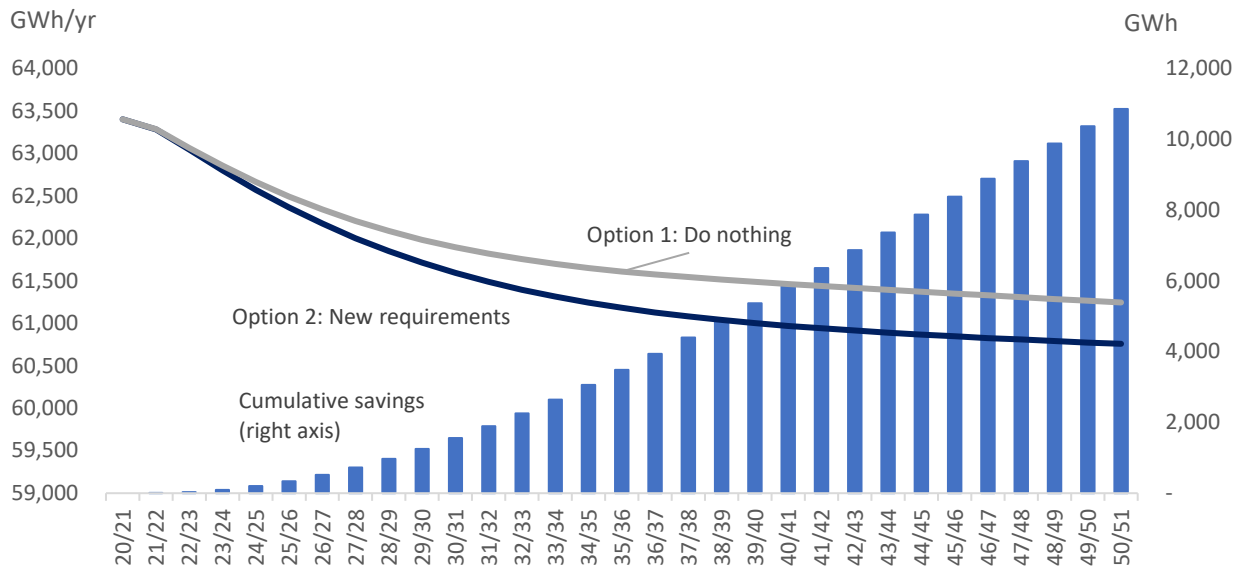
£m	Low (-10%)	Central	High (+10%)
Costs to manufacturers (assumed to be passed onto consumers)	168	186	205
Total costs of increase in non-traded CO ₂ e emissions	0	0	0
TOTAL	168	186	205

Table 7: Discounted benefits summary for electric motors (2021 prices)

£m	Low (-10%)	Central	High (+10%)
Value of energy savings	545	605	666
Value of reduction in CO ₂ e emissions	47	53	58
Net benefits of air quality improvements	40	45	49
TOTAL	632	703	773

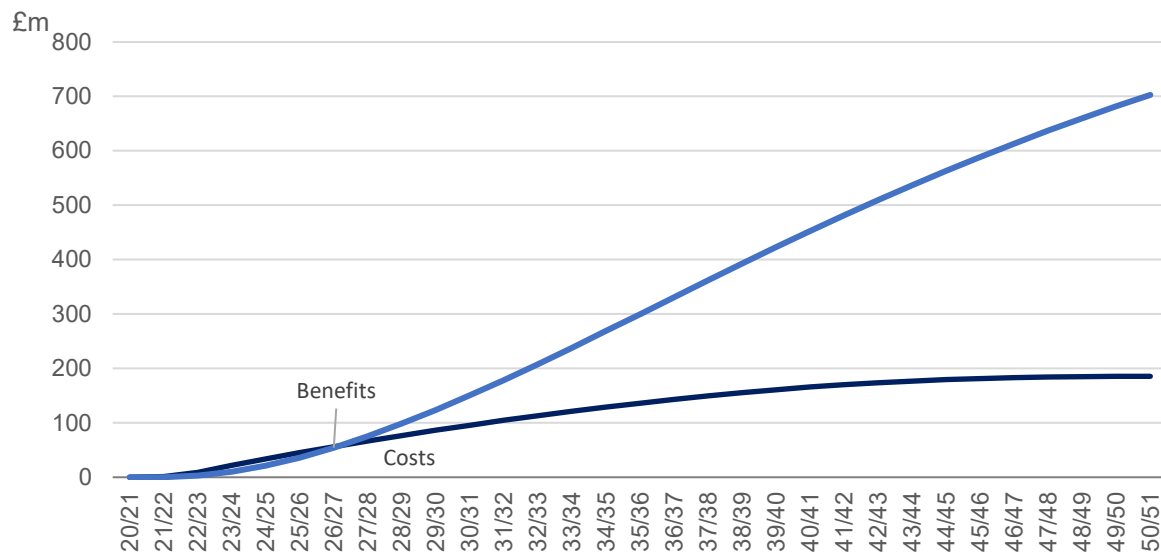
Figures have been rounded so may not appear to sum correctly.

Figure 1: Estimated energy use under Options 1 (Do Nothing) ³⁸and 2 (updating ecodesign requirements) for electric motors and the cumulative energy savings of implementing Option 2.



³⁸ Note that for Option 1 (Do Nothing), energy savings (GWh) also occur as we assume that some consumers of electric motors will take into account energy efficiency when purchasing, given that they will be utilised for long periods of a day. The savings, however, are less than the energy savings that we forecast to occur under the preferred option, Option 2.

Figure 2: Cumulative costs and benefits of Option 2 for electric motors (2021 prices).



Note that the modelling includes cost-scaling whereby, towards the end of the appraisal period, costs reduce year-on-year. This considers products whose costs would be incurred but benefits only partially realised during the appraisal period.

116. The draft regulations for electric motors delivers an estimated NPV of £517m and is expected to save around 10,961 GWh of electrical energy and 0.8 million tonnes of CO_{2e} over the appraisal period (2021/22 to 2050/51). Annual energy savings amount to around 500 GWh a year by the end of the appraisal period.

117. Annual energy savings (the difference between the estimated energy use of the two options) increase year-on-year at the start of the appraisal period (Figure 1) as the non-compliant stock gradually gets replaced by electric motors which meet the requirements under Option 2. Once the stock has largely been replaced (by around 2034/35, annual energy savings remain broadly static. Additional costs under Option 2 occur at the point of purchase only, whereas the energy saving benefits are accrued over the lifetime of the product. This results in cumulative costs exceeding benefits (Figure 2) during the early part of the appraisal period, only providing a positive NPV (where benefits exceed costs) from 2027 onwards. It is also the reason why the modelling scales down costs towards the end of the appraisal period (as shown in Figure 2). Not scaling would result in all the costs, yet only part of the benefits, being considered for products purchased towards the end of the appraisal period, negatively affecting the NPV.

5.2.1 Electric motors: Non-monetised costs and benefits

118. This section examines the additional costs and benefits that, for proportionality reasons, have not been monetised. To indirectly take these into account in the CBA, sensitivity analysis has been undertaken in Section 5.3.

119. Specifically, for electric motors, there would be costs associated with the requirements to declare in the technical documentation the:

- rated efficiency at the full, 75% and 50% rated load and voltage;
- efficiency level: 'IE2', 'IE3' or 'IE4';
- manufacturer's name or trade mark, commercial registration number and address;
- product's model identifier;
- number of poles of the motor;
- the rated power output(s) or range of rated power outputs (kW);
- the rated input frequency(s) of the motor (Hz);
- the rated voltage(s) or range of rated voltages (V);
- the rated speed(s) or range of rated speed (rpm);
- whether single-phase or three-phase;
- information on the range of operating conditions for which the electric motor is designed:
 - altitudes above sea-level;
 - minimum and maximum ambient air temperatures, including for electric motors with air cooling;
 - water coolant temperature at the inlet to the product, where applicable;
 - maximum operating temperature; and
 - potentially explosive atmospheres.
- if the motor is considered exempt from the efficiency requirement, the reason why it is exempt; and
- from July 2022, the power losses expressed in percentage of the rated power output at the different operating points for speed versus torque: (25;25) (25;100) (50;25) (50;50) (50;100) (90;50) (90;100) determined based on 25°C ambient reference temperature, rounded to one decimal

place. If the electric motor is not suitable for operation at any of these operating points, then 'N.A' or 'Not Applicable' should be indicated.

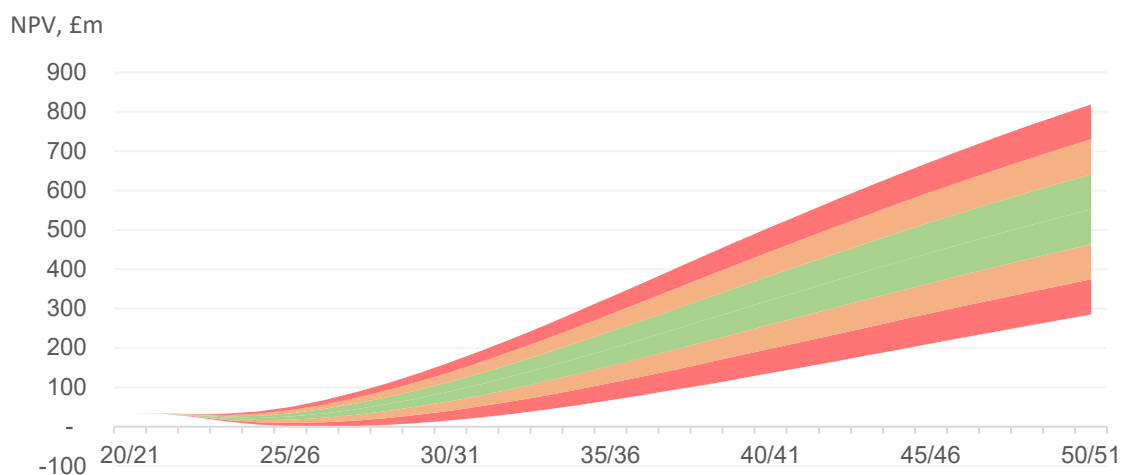
120. Manufacturers are already required to provide technical details and the above information would be readily available to them. Industry stakeholders have stated that changing production from IE2 to IE3 does not require new assembly or production plants. Only one-off redesign is required in the implementation of Option 2 which also necessitates reinvestment to replace older tools³⁹.
121. Although the draft regulations would be a revision of existing regulation, transitional costs are not expected to be minimal despite the general processes being already established.
122. Therefore, following the consultation, a one off transitional cost has been calculated for the entire industrial products package (see section 4.2.1). The specific cost on small and micro businesses can be found in section 7.
123. Further, compliance and distributional costs were considered negligible as outlined in Section 4.3. Similarly, additional benefits of innovation due to UK manufacturers being required to improve efficiency and in maintaining consistency for these particular products with non-UK manufacturers (particularly for ease of trade with the EU) were not considered.

5.3 Electric motors: Sensitivity analysis

124. Figure 3 below indicates the impact on the NPV over the appraisal years with up to 30% adjustments from the central costs and benefit estimates. Note that the extremities of the bands constitute a 10/20/30% increase (decrease) in costs along with a 10/20/30% decrease (increase) in benefits.
125. The 20% scenario is the highest variation in the costs and benefits, and therefore NPV, that is considered possible. Higher variation than this is considered unrealistic based on the assumptions used in the modelling but is represented by the 30% increase/decrease scenario. See section 4.4 for further detail.

³⁹ IMPACT ASSESSMENT Accompanying the document Commission Regulation laying down ecodesign requirements for electric motors and variable speed drives pursuant to Directive 2009/125/EC of the European Parliament and of the Council. Available from: https://ec.europa.eu/info/law/better-regulation/initiative/1962/publication/5779759/attachment/090166e5c7e0a011_en

Figure 3: Chart showing the range of the NPV over the appraisal period with up to 30% adjustments from the central cost and benefit estimates (2021 prices).



The green area shows the range of NPV where costs/benefits vary up to 10% from the central estimates, orange within 20% and red, 30%.

126. Table 8 below provides more detailed costs for the +/- 20% scenario (the orange areas in Figure 3) compared with the central estimates.

Table 8: Costs, benefits and NPV for electric motors under high (+20%) and low (-20%) scenarios over the entire appraisal period (2021/22 to 2050/51).

All values are in 2021 prices, £m	Electric motors
Low (-20%) costs	148
Central Costs	186
High (+20%) costs	223
Low (-20%) benefits	562
Central Benefits	703
High (+20%) benefits	843
Low NPV (high costs, low benefits)	340
Central NPV	517

127. Under the high costs (+20%) and low benefits (-20%) scenario (Low NPV), there would be an estimated NPV of £340M over the appraisal period (2021/22 to 2050/51) compared with £517M under the expected scenario. This would arise from, say, a 20% increase in costs of the products under Option 2 compared with the Do Nothing, along with a combined 20% decrease in the expected energy savings from the legislation (due to, for example, a 20% reduction in the expected annual energy use). A reduction in costs by 20% and a similar proportional increase in energy savings would, however, deliver an NPV of around £695M.
128. An increase in costs of around 60%, together with a 60% decrease in benefits, represents the tipping point at which the NPV becomes negative. The next section examines the likelihood of such a divergence.

5.4 Electric motors: Risks

129. This section outlines the potential risks associated with the costs and benefits of the policy along with possible mitigations. The main risks identified with the analysis in this Impact Assessment relate to the cost and benefit estimates, particularly whether the costs identified could be higher and/or benefits lower than expected, resulting in the NPV becoming negative.
130. The risks around each variable have been considered in Table 18 of Annex 2 through the assumptions log along with mitigations where relevant. The following high-level results can be drawn from the log:
- **4 medium risk assumptions** have been identified: load factor, usage, lifespan and price/cost estimates.
 - **2 high risk assumptions** have been identified: Power demand and stock/sales. Stock and sales figures, however, affect both costs and benefits proportionately and, given the sensitivity analysis above, we consider it highly unlikely that these risks, if realised, will cause the net benefit of the policy to be negative.

5.5 Electric motors: Impact on UK businesses

131. Table 9 below splits out the total costs and benefits into those which fall directly to businesses. A 100% import scenario has been assumed in the modelling.

Table 9 Summary of costs and benefits to businesses – electric motors (2021 prices).

Costs/benefits, £m	Option 2	Of which direct business costs
Costs to manufacturers/business purchasers	186	186
Total Costs (A)	186	186
Value energy savings (net)	605	605
Value of reduction in CO2e emissions	53	0
Net benefits of air quality improvements	45	0
Total Benefits (B)	703	605
Net Present Value (B–A)	517	419

Note that totals may not appear to add up due to rounding.

132. Using the BEIS Impact Assessment Calculator, the provisional EANDCB of the preferred policy option (Option 2) is set out in Table 10 below, alongside the Business NPV and Business Impact Target Score.

Table 10: EANDCB and Business Net Present Value for Option 2 – electric motors (under the 100% imported scenario)

	2021 Prices, 2021 present value (£m)
Business Net Present Value	419
EANDCB ⁴⁰	-22
Score for BIT	-110

⁴⁰ The Equivalent Annual Cost is calculated by dividing the net present value through an annuity rate. This rate can be calculated using the formula: $a = (1+r)/r * [1 - 1/(1+r)^t]$, where r is the interest rate (3.5%) and t is the number of years over which the NPV has been calculated (31).

6 Welding Equipment

133. Section 4 provided an overview of the costs and benefits of Option 2. This section examines those specifically for welding equipment. It begins with a detailed description of the product itself and the proposed requirements.

6.1 Welding equipment: Overview

134. Welding equipment are products that deliver energy in the form of electricity to join or cut two or more metals by heating (often $>6,000^{\circ}\text{C}$), with or without the use of ancillary materials such as filler sticks, wire, or gases that shield the welding area from the surrounding air. Welding equipment uses electricity, to produce an 'arc' to melt, join, braze, solder and cut materials.

135. Welding equipment in scope can be stationary or transportable, and consists of linked parts or components, at least one of which moves and which are joined together to produce coalescence of metals by heating them to the welding temperature (with or without the application of pressure) or by the application of pressure alone, with or without the use of filler metal, and with or without the use of shielding gas(es), using appropriate tools and techniques, resulting in a product of defined geometry.

136. Welding equipment products within the scope of the draft regulations are professional business-to-business products used in industry. Light duty welding units (business-to-consumer products) are excluded from the scope of the proposed measures. Four specific technology types of professional welding units are also excluded, due to their niche applications. These are:

- submerged arc welding;
- limited-duty arc welding;
- resistance welding; and
- stud welding devices.

137. Around 15,000 welding equipment units are sold in the UK annually⁴¹. Welding equipment collectively consume a significant amount of energy. Export values for UK varied from €3.4m to €29.7m and import varied from €7.3m to 35.0m in the

⁴¹ Estimate based on PRODCOM trade data - average trade sales from 1998-2016. See Assumptions log (Annex 3) for further detail.

last 20 years. Additionally, the price of an average product varied from €111 to €4,241⁴².

138. The European Commission's preparatory study⁴³ states that on average, a typical arc welding unit has a primary continuous power consumption of 6.2 kVA (arc-on), equalling at 75% efficiency at 200 A and output power of 4.65 kW (23.25 V). It was found that most of these units are used in 1-shift-operations and a realistic arc-on-time (i.e. operating factor) is 25%. This operating factor might be much lower in smaller repair shops or in the construction sector, where the welding equipment is used only occasionally and higher in industrial production, where a similar welding unit might be used at high load in an automated production line. It is estimated that welding equipment use 307 GWh per year (2020/21) in the UK (see Figure 4).
139. The European Commission's most recent preparatory study on welding equipment concluded that by 2030, there is potential for significant energy savings by introducing ecodesign regulations to welding equipment⁴³. There is scope for improvements in the energy efficiency of welding equipment which would be in line with technological developments. There is also the potential to use fewer resources and contribute to the circular economy through improved repairability and recyclability by introducing resource efficiency requirements. In addition to these points, it is expected that introducing requirements for energy and resource efficiency could boost UK manufacturers' competitiveness on the global market.
140. Internationally only China has legislation which regulates the energy efficiency of arc welding equipment, regulation/standard GB 28736-2012 (entitled 'Minimum allowable values of energy efficiency and energy efficiency grades for arc welding machines')⁴⁴, which has been in place since 2012. This standard applies to professional arc welding equipment which enter the Chinese market and includes both mandatory and voluntary requirements.

⁴² UK trade data sourced from: https://madb.europa.eu/madb/statistical_form.htm using HS code for welding equipment 'HS 851539'

⁴³ EuP Netzwerk Machine Tools Preparatory Studies. Available from: <https://www.eup-network.de/product-groups/preparatory-studies/completed/> (see ENTR Lot 5)

⁴⁴ GB 28736-2012 Minimum allowable values of energy efficiency grades for arc welding machines from <https://www.chinesestandard.net/PDF/English.aspx/GB28736-2012>

141. Introducing requirements in GB as set out in Option 2 will require manufacturers to:

- ensure that the minimum power source efficiency of welding equipment should not be lower than the values set out in the draft GB regulations;
- ensure that the maximum idle state power consumption of welding equipment should not exceed the values set out in the draft GB regulations;
- meet certain resource efficiency obligations such as regards the availability of and access to spare parts and maintenance information to facilitate repairs;
- indicate the use of welding wire or filler material in grams per minute or equivalent standardised units of measurement where a display is provided for welding equipment;
- ensure that welding equipment are designed in such a way that certain materials and components, as set out in the draft regulations, can be removed with the use of commonly available tools;
- provide in their instruction manuals for users and on free to access websites the information set out in the draft regulations;
- state the year of manufacture on the rating plate of welding equipment.

6.2 Welding Equipment: Costs and benefits of Option 2

142. The CBA was based on one model (see Annex 3), examining the impact of the regulatory changes on welding equipment.

143. The numbers below in Table 11 and Table 12 show the effects of the proposed ecodesign requirements for welding equipment compared with Option 1 (Do Nothing). Low and high scenarios of $\pm 10\%$ have been presented as indicative variances from the central estimate due to unknown uncertainty. Based on more in-depth sensitivity analysis provided in Section 4.4 which considers the sensitivity of each variable used in the modelling, $\pm 10\%$ is the maximum range for which costs and benefits could vary. Figure 4 and Figure 5 show the cumulative costs/benefits and energy savings respectively for the central estimate.

Table 11: Discounted costs summary for welding equipment (2021 prices)

£m	Low (-10%)	Central	High (+10%)
Costs to manufacturers (assumed to be passed onto consumers)	0.66	0.73	0.81
TOTAL	0.7	0.7	0.8

Table 12: Discounted benefits summary for welding equipment (2021 prices)

£m	Low (-10%)	Central	High (+10%)
Value of energy savings	5.5	6.1	6.7
Value of reduction in CO ₂ e emissions	0.5	0.6	0.6
Net benefits of air quality improvements	0.4	0.4	0.5
TOTAL	6.4	7.1	7.8

Figures have been rounded so may not appear to sum correctly.

Figure 4: Estimated energy use under Options 1 (Do Nothing)⁴⁵ and 2 (updating ecodesign requirements) for welding equipment and the cumulative energy savings of implementing Option 2.

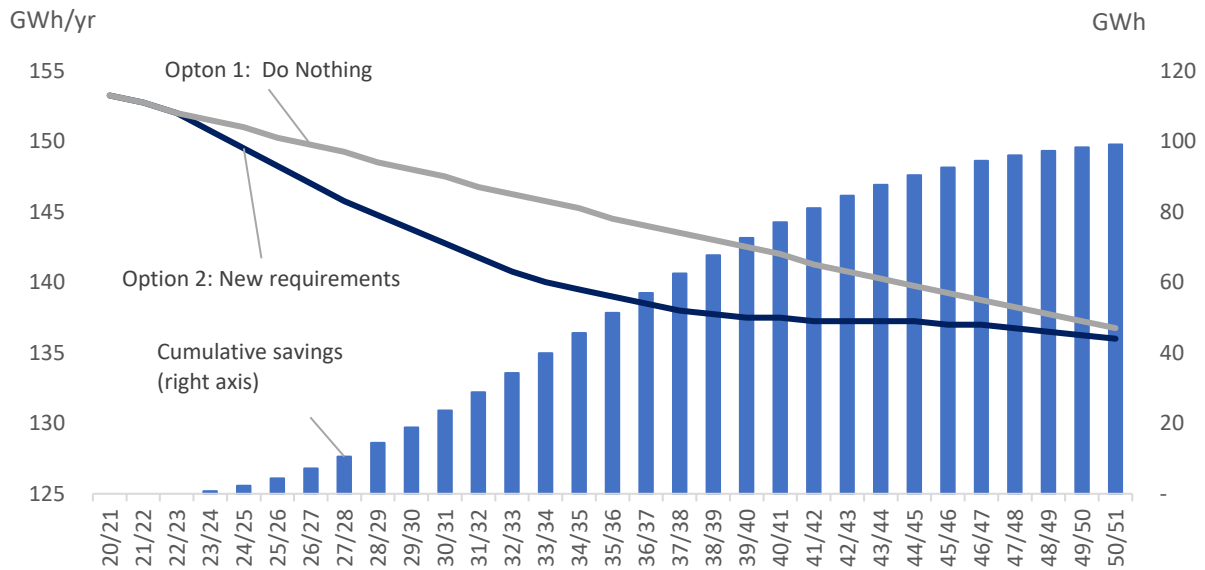
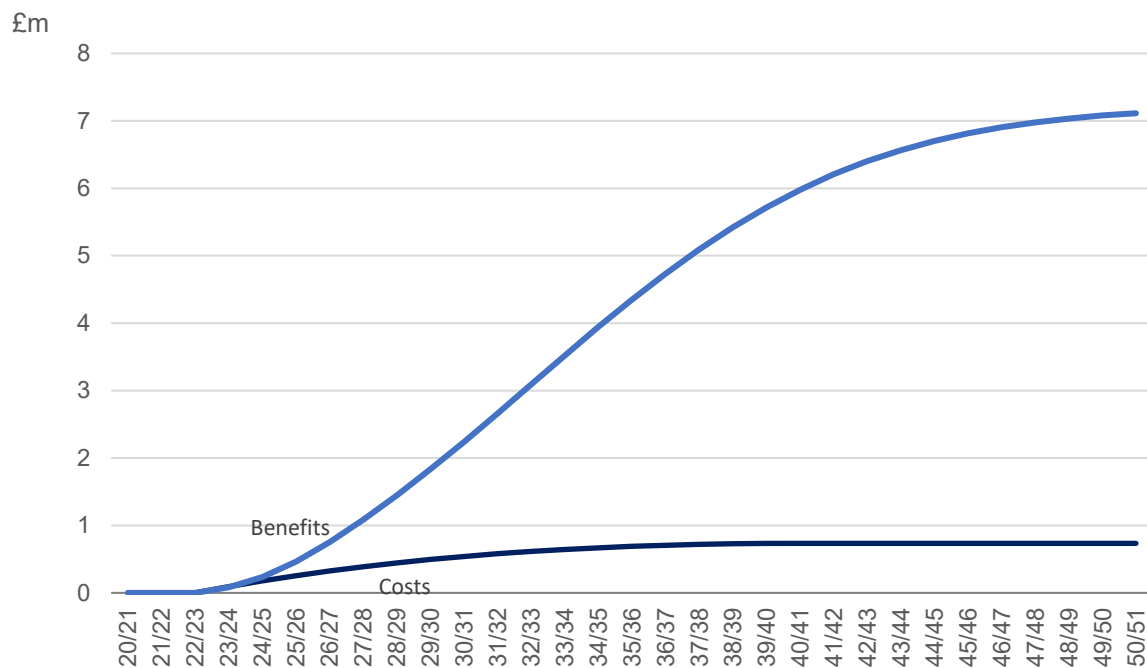


Figure 5: Cumulative costs and benefits of Option 2 for welding equipment (2021 prices).

⁴⁵ Note that for Option 1 (Do Nothing), energy savings (GWh) also occur as we assume that some consumers of welding equipment will take into account energy efficiency when purchasing, given that they will be utilised for long periods of a day. The savings, however, are less than the energy savings that we forecast to occur under the preferred option, Option 2.



Note that the modelling includes cost-scaling whereby, towards the end of the appraisal period, costs reduce year-on-year. This considers products whose costs would be incurred but benefits only partially realised during the appraisal period.

144. The draft regulations for welding equipment deliver an estimated NPV of £6.4M and is expected to save around 100 GWh of electrical energy and 9,000 tonnes of CO_{2e} over the appraisal period (2021/22 to 2050/51). Annual energy savings amount to around 1 GWh a year by the end of the appraisal period.

145. Annual energy savings (the difference between the estimated energy use of the two options) increase year-on-year at the start of the appraisal period (Figure 4) as the non-compliant stock gradually gets replaced by welding equipment which meet the requirements under Option 2. Once the stock has largely been replaced (by around 2034/35), annual energy savings remain broadly static. Additional costs under Option 2 occur at the point of purchase only, whereas the energy saving benefits are accrued over the lifetime of the product. This results in cumulative costs exceeding benefits (Figure 5) during the early part of the appraisal period, only providing a positive NPV (where benefits exceed costs) from 2024 onwards (2024 difference not visible in Figure 5). It is also the reason why the modelling scales down the additional costs towards the end of the appraisal period (as shown in Figure 5). Not scaling would result in all the costs,

yet only part of the benefits, being considered for products purchased towards the end of the appraisal period, negatively affecting the NPV.

6.3 Welding equipment: Non-monetised costs and benefits

146. This section examines the additional costs and benefits that, for proportionality reasons, have not been monetised. To indirectly take these into account in the CBA, sensitivity analysis has been undertaken in Section 6.4.

147. Specifically, for welding equipment, there would be costs associated with the requirements to provide, on websites and instruction manuals, the following:

- the product type;
- the manufacturer's name, registered trade name and registered address at which they can be contacted;
- the product model identifier;
- the power source efficiency (in %);
- the idle state power consumption (in watts);
- a list of equivalent models;
- information relevant to recycling and disposal at end-of-life;
- a list of critical raw materials present in indicative amounts higher than 1 gram at component level, if any, and an indication of the component(s) in which these critical raw materials are present;
- indicative shielding gas utilisation for representative welding schedules and programmes; and
- indicative welding wire or filler material utilisation for representative welding schedules and programmes.

148. Manufacturers would have to provide on the rating plate of welding equipment the following:

- the year of manufacture.

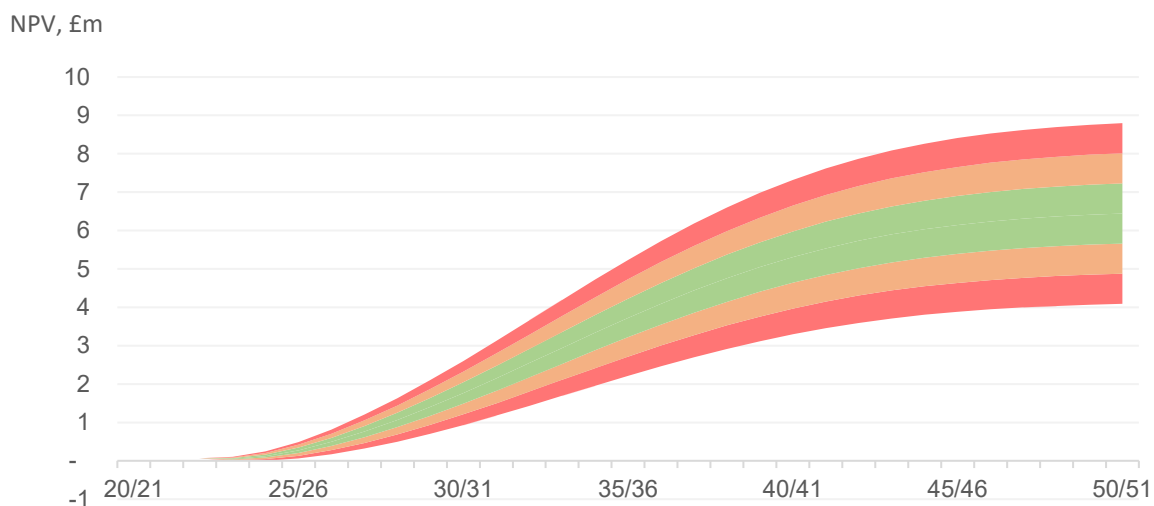
149. The overall savings of resource efficiency measures are considered modest in comparison to the energy savings. Moreover, it is not possible to quantify all resource efficiency measures.

6.4 Welding equipment: Sensitivity analysis

150. Figure 6 below indicates the impact on the NPV over the appraisal years with up to 30% adjustments from the central costs and benefit estimates. Note that the extremities of the bands constitute a 10/20/30% increase (decrease) in costs along with a 10/20/30% decrease (increase) in benefits.

151. The 20% scenario is the highest variation in the costs and benefits, and therefore NPV, that is considered possible. Higher variation than this is considered unrealistic based on the assumptions used in the modelling but is represented by the 30% increase/decrease scenario. See Section 4.4 for further detail.

Figure 6: Chart showing the range of the NPV over the appraisal period with up to 30% adjustments from the central cost and benefit estimates (2021 prices).



The green area shows the range of NPV where costs/benefits vary up to 10% from the central estimates, orange within 20% and red, 30%.

152. Table 13 below provides more detailed costs for the +/- 20% scenario (the orange areas in Figure 8) compared with the central estimates.

Table 13: Costs, benefits and NPV for welding equipment under high (+20%) and low (-20%) scenarios over the entire appraisal period (2021/22 to 2050/51).

All values are in 2021 prices, £m	Welding equipment
-----------------------------------	-------------------

Low (-20%) costs	0.6
Central Costs	0.7
High (+20%) costs	0.9
<hr/>	
Low (-20%) benefits	5.7
Central Benefits	7.1
High (+20%) benefits	8.5
<hr/>	
Low NPV (high costs, low benefits)	4.8
Central NPV	6.4
High NPV (low costs, high benefits)	7.9

153. Under the high costs (+20%) and low benefits (-20%) scenario (Low NPV), there would be an estimated NPV of £4.8m over the appraisal period (2021/22 to 2050/51) compared with £6.4m under the expected scenario. This would arise from, say, a 20% increase in costs of the products under Option 2 compared with the Do Nothing, along with a combined 20% decrease in the expected energy savings from the legislation (due to, for example, a 20% reduction in the expected annual energy use). A reduction in costs by 20% and a similar proportional increase in energy savings would, however, deliver an NPV of around £7.9M.
154. An increase in costs of around 80%, together with an 80% decrease in benefits, represents the tipping point at which the NPV becomes negative. The next section examines the likelihood of such a divergence.

6.5 Welding equipment: Risks

155. This section outlines the potential risks associated with the costs and benefits of the policy along with possible mitigations. The main risks identified with the analysis in this Impact Assessment relate to the cost and benefit estimates, particularly whether the costs identified could be higher and/or benefits lower than expected, resulting in the NPV becoming negative.
156. The risks around each variable have been considered in Table 19 of Annex 3 through the assumptions log along with mitigations where relevant. The following high-level results can be drawn from the log:
- **2 low** risk assumptions have been identified: market and usage.

- **3 medium** risk assumptions have been identified: sales, lifespan, cost.
- **2 high** risk assumptions have been identified: Energy consumption and efficiency. However, given the sensitivity analysis above, we consider it highly unlikely that these risks will affect the overall net benefit of the policy.

6.6 Welding equipment: Impact on UK businesses

157. Table 14 below splits out the total costs and benefits into those which fall directly to businesses. A 100% import scenario has been assumed in the modelling.

Table 14 Summary of costs and those directly impacting on UK businesses – welding equipment (2021 prices).

Costs/benefits, £m	Total (£m) (Option 2)	Direct Business Cost (£m)
Costs to manufacturers/business purchasers	0.7	0.7
Total Costs (A)	0.7	0.7
Value energy savings (net)	6.1	6.1
Value of reduction in CO2e emissions	0.6	0
Net benefits of air quality improvements	0.4	0
Total Benefits (B)	7.1	6.1
Net Present Value (B–A)	6.4	5.4

Note that totals may not appear to add up due to rounding.

158. Using the BEIS Impact Assessment Calculator, the provisional EANDCB of the preferred policy option (Option 2) is set out in Table 15 below, alongside the Business NPV and Business Impact Target Score.

Table 15: EANDCB and Business Net Present Value for Option 2 – welding equipment (under the 100% imported scenario)

	2021 Prices, 2021 present value (£m)
Business Net Present Value	5.4

EANDCB ⁴⁶	-0.3
Score for BIT	-1.4

159. We will actively look to address the uncertainty around the scale of UK imports during the consultation process since this significantly affects the EANDCB and BIT score above.

7 Small and micro business assessment

160. The UK market is dominated by SMBs (defined as having up to 49 Full Time Equivalent (FTE), making up 99% of businesses at the start of 2019⁴⁷.

161. Such businesses are likely to be disproportionately affected by the transitional costs associated with Option 2, particularly around testing and, where possible, amending their products to make them compliant. There are also likely to be fewer alternative products for them to market or recoup losses if a product fell outside of the acceptable efficiency range. Similarly, they may also be disproportionately affected by Option 1 (Do Nothing) as smaller businesses might find it harder to capitalise on the lower levels of regulation in the UK compared with elsewhere, for example, through scaling-up production or bargaining with suppliers.

162. Although the electric motor production market is dominated by larger companies, there is potential for SMB producers of electric motors to be negatively affected by the changes in production associated with Option 2. However, those that are the end-users of electric motors will benefit from the new regulation through reduced costs over the lifetime of the products. SMB re-sellers/importers, as well as those that install and service electric motors, will benefit from the new regulation through increased business revenue⁴⁸.

⁴⁶ The Equivalent Annual Cost is calculated by dividing the net present value through an annuity rate. This rate can be calculated using the formula: $a = (1+r)/r * [1 - 1/(1+r)^t]$, where r is the interest rate (3.5%) and t is the number of years over which the NPV has been calculated (31).

⁴⁷ Business Population Estimates for the UK and the Regions 2019. Available at: <https://www.gov.uk/government/statistics/business-population-estimates-2019>

⁴⁸ IMPACT ASSESSMENT Accompanying the document Commission Regulation laying down ecodesign requirements for electric motors and variable speed drives pursuant to Directive 2009/125/EC of the European Parliament and of the Council. Available from: https://ec.europa.eu/info/law/better-regulation/initiative/1962/publication/5779759/attachment/090166e5c7e0a011_en

163. Most SMBs in the welding equipment sector are active in manufacturing, importing, reselling, installing and/or servicing. Their testing and production costs will increase but their revenues will also increase, due to selling more high value energy efficient equipment. SMB end-users of welding equipment will benefit from reduced costs over the lifetime of the equipment.
164. The welding equipment ecodesign requirements under Option 2 are more challenging for SMBs however, due to lower R&D capacity and access to financing to fund the required design. But the proposals of such ecodesign requirements have not led to concerns about extra costs, as these costs would expect to be repaid by the extra revenue gained.
165. Further, the EU Impact Assessment on welding equipment consulted SMB stakeholders and found that industry SMBs would especially support the development of EU ecodesign regulations that fosters energy efficiency investments in the sector¹⁷.
166. While the exact number of such businesses affected by the draft regulations is uncertain, Table 16 below shows the breakdown for manufacturing and for those specifically related to electric motors and “other electrical equipment”. (equivalent data was not specifically available for welding equipment).

Table 16: Number and proportion of manufacturing businesses (local units, VAT traders and/or PAYE employers) in the UK that are small and micro-sized, 2019⁴⁹

	Micro (<10 employees)	Small (10-49 employees)	Total
All manufacturing	62,235 (76%)	15,105 (18%)	86,110
Of which ... Manufacture of electric motors; generators and transformers	150 (52%)	85 (29%)	290
Of which ... Manufacture of other electrical equipment	505 (73%)	150 (22%)	695

⁴⁹ ONS: UK business: activity, size and location 2018. Available at: <https://www.ons.gov.uk/businessindustryandtrade/business/activitysizeandlocation/datasets/ukbusinessactivitysizeandlocation>
 Considered UK Local Units in VAT and/or PAYE based Enterprises. All manufacturing includes SIC codes 10-32. Manufacture of electric motors; generators and transformers includes SIC code 27.1. Manufacture of other electrical equipment includes SIC code 27.9.

167. Given the above figures, it could be estimated that over 80% of businesses affected by the regulatory changes in general would be small or micro in size.
168. To mitigate the impact on small and micro businesses, possible options could be considered including:
- phasing the transition period; or
 - providing an exemption.
169. However, existing regulation relates to products and not manufacturers. An exemption, or a phasing of the regulation, would mean that products would have a 2-tier structure: those manufactured by medium and large manufacturers (250+ employees), and those by smaller businesses. Such an approach would make enforcement activities harder as businesses, as well as products, would have to be investigated. This may also put an additional burden on SMEs as they may be required to provide an additional label/paperwork to show exemption status. Further, if smaller businesses were exempt, such an approach could have the perverse incentive of stifling growth. These mitigations would also only apply to small and micro businesses involved in manufacturing and not to other activities such as service or repair.
170. The EU's proposed legislation applies regardless of the manufacturer's size and that will continue to be the case in the EU under their regulations. If an exemption or phase-in period were in place for GB-manufacturers, they would be unable to export their products to the EU market, affecting their competitiveness.
171. We do not expect there to be a difference in the balance of energy savings and purchase costs between small and large businesses. The products covered by these regulations are considered disaster products. They are only replaced when no longer working. Additionally, a large business is not expected to extract greater energy savings through use of the products. These products are expected to be used at capacity. In a business making efficient use of capital, the size of the business is irrelevant to the energy savings. The consistency through business size across both costs and benefits strengthens the argument that a small business exemption is not necessary.
172. While we cannot completely rule-out small or micro GB businesses being affected, for the reasons outlined above, we have decided not to mitigate.

173. These assumptions were tested at consultation, it was highlighted by stakeholders that there may be an additional burden for transitional costs, which have been added into the quantified costs for this IA. However, from responses to the consultation, we understand most SME's will have prepared their products to meet EU requirements so an exemption may have little effect. These are requirements which the UK agreed at EU level in Winter 18/19 after informal consultation with industry. Most SMEs will, therefore, have been familiar with the requirements for some time. Any further transitional period for familiarisation or preparation would likely have little effect as SMEs would likely have used this lead in time to prepare.

174. When the methodology described in 4.2.1 is scaled for the number of small and micro businesses, the total cost of transition is £147,200. Small and micro businesses will face this one-off cost in 2021. Though this is expected to be a high estimate of the potential costs, given the caveats explained in the transitional cost section, the small potential number of SME manufacturers and the alignment with the EU explained above.

8 Wider impacts

175. Table 17 below summarises the wider social and environmental costs and benefits, some of which have, while others have not, been considered in this assessment.

Table 17: Impacts considered and included in our assessment

Does your policy option/proposal have an impact on...?	Assessed?	Section
Statutory equality duties		
Statutory Equality Duties Impact Test guidance	No	-
Economic impacts		
Competition Assessment Impact Test guidance	Yes	Annex 4
Small and Micro Business Assessment	Yes	Section 7
Environmental impacts		
Greenhouse Gas Assessment Impact Test guidance	No	-

Wider Environmental Issues Impact Test guidance	Yes	Annex 5
Social impacts		
Health and Well-being Impact Test guidance	No	-
Human Rights Impact Test guidance	No	-
Justice Impact Test guidance	No	-
Rural Proofing Impact Test guidance	No	-
Sustainable development		
Sustainable Development Impact Test guidance	No	-

176. Of the above assessments, only three have been identified as worth exploring further:

- Competition Assessment Impact Test guidance;
- Small and Micro Business Assessment (SAMBA); and
- Wider Environmental Issues Impact Test guidance.

177. Of the remaining seven additional assessments, no additional analysis has been conducted for the following reasons:

- Environmental impacts have already been costed and included in our CBA.
- Sustainable development has also been considered qualitatively. This policy is directly related to energy efficiency and resource efficiency, and warrants more in-depth consideration.
- Regulating ERPs has no direct or indirect effect on statutory equality duties.

178. Of the social impact tests available, none are directly related to the regulation of energy-related products and do not appear relevant to this assessment.

9 Summary and Implementation Plan

9.1 Summary

179. In a Do Nothing scenario, welding equipment will not be regulated and electric motors would have outdated requirements. OEMs and professional buyers are likely to disregard energy and resource efficiency when making purchasing decisions. Instead, these decisions are based on reliability, performance and the specific needs of the buyer.

180. Policy Option 2 addresses these market failures by revising ecodesign requirements for electric motors and introducing ecodesign requirements for welding equipment to reflect those agreed by the UK as a Member State at EU level in January 2019. Option 2 also introduces resource efficiency requirements for welding equipment that make it more re-useable, repairable and recyclable, contributing to a circular economy. Information requirements for welding equipment are also introduced.
181. The main analysis used is taken from the EUPP model (see Annex 2 and 3)
182. The benefits identified are:
- reduced energy costs⁵⁰ due to improved energy efficiency;
 - consistency between GB and EU requirements;
 - likely increase in innovation due to manufacturers having to produce more efficient products;
 - carbon savings / reduction in greenhouse gas emissions⁵⁰;
 - improved air quality⁵⁰; and
 - increased repairability and recyclability for welding equipment.
183. The costs identified are:
- increased manufacturing costs⁵⁰ to produce more efficient products are expected. This is inclusive of transitional costs and assumed to be passed onto consumers through the supply chain resulting in increased prices⁵⁰;
 - transitional (one-off) costs of implementing the policy, including familiarisation costs of understanding the requirements;
 - possible reduction in consumer choice if some product types are removed from the market, however, these are likely to be replaced by new, more efficient products;
 - distributional impacts should be expected; and
 - enforcement costs of imposing requirements are also considered but have a net zero cost.
184. Quantified costs and benefits give a NPV of £1,047M over the appraisal period (2021/22 to 2050/51).

⁵⁰ This cost/benefit was quantified.

9.2 Implementation and Delivery Plan for Option 2

185. The Office for Product Safety and Standards (OPSS) within BEIS is the appointed MSA responsible for the implementation and enforcement of ecodesign regulations in the UK, and as such is tasked to ensure manufacturers and their authorised representatives, or importers comply with the revised ecodesign requirements for electric motors and the new welding equipment regulation. They will do so through applying their enforcement policy²⁸ which is to undertake risk-based enforcement activities, including supporting legitimate and well-intentioned businesses through the provision of advice and guidance as well as employing sanctions where considered proportionate. This regime will ensure the estimated energy bill and carbon emissions savings are realised.
186. Once the regulations are in force, the costs associated with enforcement may increase due to checks connected with additional product functionality and product information requirements. However, these costs are unlikely to be significant; the opportunity cost of staff familiarisation with the new guidance would form part of OPSS's routine activities after the new measures are implemented. Further, for electric motors, the regulations replace the existing regulations; it is only the regulations for welding equipment which expand the scope of the regulations that OPSS need to enforce.
187. The revised ecodesign requirements for electric motors and the new welding equipment regulation will apply from July 2021 and as soon as practicable after January 2021 respectively. The Government has carried out a consultation whereby manufacturers and other stakeholders have commented on the Government's proposals. We are also working with trade bodies to ensure our intention to regulate is communicated to their members.
188. Once the draft regulations are made, OPSS will issue a notice informing manufacturers and importers of the new regulations. As the proposed ecodesign requirements reflect what the UK, as a member state, agreed at EU level in January 2019, where the requirements were already consulted on, we anticipate a good level of awareness among manufacturers.
189. Considering technological progress for both electric motors and welding equipment, the Government will review both draft regulations no later than 5 years and 6 years respectively from the application dates of the regulations. This

is to allow sufficient time for all provisions to be implemented and to understand market penetration. The different review dates reflect the rate of technological progress for both products.

190. The proposed requirements will be brought forward using secondary legislation

9.3 Post Implementation Review

191. We plan to undertake light-touch Post Implementation Reviews (PIRs), for the individual product Regulations within than the individual review periods indicated in the draft Regulations (for welding equipment, after 6 years; for electric motors regulations, after 5 years).

192. Considering the expected impacts of the Regulations, we think a light touch PIR will be proportionate. We expect the review will largely be a qualitative assessment of the impacts of the draft Regulations supported by quantitative analysis where possible.

193. The PIR will use available evidence to assess the impacts of the Regulations - in particular, whether they have met the objective of phasing out lower energy efficiency white goods from the market and improving their resource efficiency. The PIR will also aim to assess the extent to which the Regulations have led to increased uptake of more energy efficient welding equipment and electric motors. The review will interrogate whether these Regulations remain the best option for achieving energy, carbon and bill savings from white goods. The findings of the review will be used to inform future policy development.

194. In order to assess the impacts of the Regulations, the PIR will compare the energy consumption of the products covered by these regulations on the market at the end of the review period and compare this to the predictions made in this Impact Assessment. To do this, sales data, product energy consumption, and market observations will be obtained at the time of the review.

195. However, this quantitative analysis will have limitations due to the difficulty in isolating the direct impacts resulting from the Regulations. The sales data will be impacted by external factors including, but not limited to, advancements in technology and changes in consumer preferences (for example as consumers become more climate aware). To address this, the PIR will also use qualitative analysis to assess the extent to which the Regulations were a significant factor in any changes in the market.

196. We anticipate that the PIR will also use market observations (for example, breaches such as putting products on the market that do not fully comply with the requirements of the Ecodesign regulation) as well as consultation with industry. We expect the review will focus on whether the regulations have resulted in only welding equipment and electric motors that comply with the requirements being placed on the market, rather than attempting to quantify the energy savings of their use.
197. As net energy savings are relatively low in the context of the UK's total energy use, we predict that measuring direct energy savings from improved ecodesign requirements for electric motors and welding equipment would be difficult in the context of the UK energy market. We also believe it would be disproportionate to launch a GB-wide study evaluating the quantitative impact of the Regulations in a more fair and representative way. Hence why the PIR would largely be a qualitative assessment, supported by quantitative analysis where possible.
198. In addition, we expect the review to consider whether, as a result of technological advances, further savings could be made by setting better Ecodesign requirements, or whether these regulations remain the most effective option for achieving greater carbon savings from white goods. To achieve this, data on the contemporary stock of white goods at the time of the review would need to be collected, making sure that the information includes energy efficiency of the products. The PIR would seek to understand the scope for future energy and resource efficiency improvements in these products through a combination of market research and consultation with relevant stakeholders.
199. Further, an assessment on the development of global regulatory standards, particularly in the EU, may help to inform GB policy and whether GB legislation requires updating, for example by increasing the stringency of the requirements, broadening the scope of the requirements or introducing circular economy principles. This will help to establish if the objectives of the regulation remain appropriate.

Annex 1 General modelling approach and key assumptions

200. This annex sets out the modelling approach used in this Impact Assessment, the detail of the costs and benefits analysed in the CBA as well as the key assumptions made.

A1.1 The model

201. For 20 years, the UK has been developing end-use energy models to examine the likely impact from policy measures addressing energy consumption of Energy Using Products (EUP) such as lighting and household appliances. The model used in this Impact Assessment has gone through various iterations including via the Government's Market Transformation Programme (MTP) and, currently, the EUPP.

202. In 2012, the model was extensively peer-reviewed which has led to further improvements and was awarded a rating of over 90% by BEIS's independent Modelling Integrity Team in June 2018 – the level required for all business-critical models.

203. The main purpose of the model is to assess the impact of policies around EUPs. Its outputs include the likely costs (in particular, higher costs resulting from the purchase of new products); and benefits (primarily in the form of energy and carbon savings from using more energy-efficient products).

204. The model uses a "bottom-up" approach, allowing detailed scenarios to be modelled for specific products such as the setting of minimum energy performance standards (MEPS). Each product and scenario require specific inputs to be calculated/estimated, including:

- **Stocks and/or sales** of EUP being modelled (including breakdown by technology type);
- The **lifespan** of the EUP;
- **The energy consumption** of EUP (including by mode type and mode such as "on" or "standby");
- The **level of usage** of EUP (hours/year); and
- **The price** and value estimates, to calculate costs and benefits.

205. Comparing the outputs of the model under different scenarios, the model quantifies the:

- **Additional purchase/production costs** associated with new products (typically incurred by the consumer, and/or other groups such as industry or government);
- **Benefits of energy savings** over the lifetime of the products from switching to more energy efficient products;
- **Costs and benefits of non-monetary factors** such as improved air quality and a reduction in emissions; and
- **Costs of the additional heating requirements** due to the heat replacement effect. This is the extra heating required in the colder months to replace the reduced waste heat loss from more efficient products. It is only considered for domestic products since, for non-domestic use, it is considered to be cancelled out by reduced cooling costs in the warmer months.

A1.2 Input variables

Stocks and/or sales

206. The stock of EUPs refers to the number of products, along with their technical characteristics, owned by consumers and businesses during a given year. Flows into the stock include new purchases (sales) and flow out of the stock arise from disposals. Stock/sales figures are independent of other inputs, such as costs.
207. The composition of the stock in terms of its energy efficiency and the level of usage of the products is also required to determine energy use from a class of EUPs. The average energy efficiency of the stock evolves according to the rate at which EUPs at one level of energy efficiency are replaced by EUPs of another level of energy efficiency.
208. In the context of EUPs, the rate of increase in energy efficiency over time depends on the rate at which older, less energy-efficient products are replaced by newer, more energy-efficient products which, in turn, may be affected by the policy being assessed.
209. If the data on the stock of EUPs from year to year are more complete than the data on new purchases (sales), then stock data and projections are used as an input to the model and sales in each year are calculated according to the rate of disposal and end-of-year stocks. This is called a “sales from stock” model. Alternatively, if the sales data are more complete than the stock data, then these

figures are used as inputs and the stock is calculated as the sum of sales and disposals. This is called a “stock from sales” model.

Lifespan (years)

210. The lifespan of a cohort of EUPs is modelled according to a normal distribution. Each cohort has a mean lifespan (the age at which half of the cohort is disposed of) and a corresponding standard deviation indicating the level of variance in that lifespan. The model considers the technical/economic lifespan, accounting for products being replaced before they are irreparable (for example, a mobile phone being replaced at the end of a fixed-term contract).

A1.3 Costs (£)

211. The following prices are considered in the model:

- the **purchase costs of new products** represent the per-unit cost of inflows to the EUP stock;
- **energy prices** which are applied to the energy savings relative to the counterfactual case;
- **carbon prices** to monetise the benefits of lower emissions as a result of the energy savings;
- the **value of improved air quality** from the energy savings; and
- real prices are used as at the baseline year for the model and are discounted, as per Green Book guidance, at the social time preference rate of 3.5%⁵¹.

Level of usage (hours/year)

212. The number of hours that each product is in use per year is estimated.

Energy consumption (kW)

213. In each year, energy demand is given by annual usage (hours/year) multiplied by the average efficiency of the stock. The annual usage figures can be differentiated by technology and operating mode (e.g. “on” versus “standby”) and may also differ over time. Estimates of greenhouse gas emissions are calculated from the energy demand figures by applying emissions factors to the series from

⁵¹ The Green Book: Central Government Guidance on Appraisal and Evaluation, March 2019. Available at: <https://www.gov.uk/government/publications/the-green-book-appraisal-and-evaluation-in-central-government>.

the *Green Book supplementary guidance: valuation of energy use and greenhouse gas emissions for appraisal*⁵².

A1.4 Modelling assumptions

214. The model does not link Costs and Stocks/Sales, i.e. if the cost of a product increases in the model, stocks/sales figures are unaffected and vice-versa. Similarly, the model assumes that a change in the price of energy will only lead to a change in the value of energy savings (and not the effective lifespan of products).
215. The model does not address decisions about whether to replace a product before the end of its life, if it becomes cost effective to do so, or which of the candidate technology types is the preferred replacement choice.
216. All manufacturing costs are assumed to be passed on to consumers through the price of the product.

A1.5 Modelling example

217. This section includes an example of how the model calculates the costs and benefits. 2023 has been used as the example year. (All figures have been rounded.)

Costs

218. As an example, let us assume that 20 million products were purchased in 2023. Due to the regulatory changes, the additional costs of buying a product (over those under Option 1 where there are no regulatory changes) are estimated, on average, to be £0.25 (2017 prices). This gives,

$$\text{Total cost (2017 prices)} = 20.0\text{m units} * £0.25 = £5.0\text{m}.$$

219. Converting to 2021 prices, however, gives,

$$\text{Total cost (2021 prices)} = £5.0\text{m} * 1.07^{53} = £5.3\text{m}.$$

⁵² Green Book supplementary guidance: valuation of energy use and greenhouse gas emissions for appraisal, January 2018. Available at: <https://www.gov.uk/government/publications/valuation-of-energy-use-and-greenhouse-gas-emissions-for-appraisal>.

⁵³ Table 19 (2021 price scaling factor, compared with 2017), Green book supplementary guidance, 2018.

220. Since, in the main body of this assessment, costs have been provided with a present value year of 2021, these prices must be discounted at an annual rate of 3.5%⁵⁴ giving

$$\text{Discounted cost} = \text{£}5.3\text{m} * (1/1.035)^2 = \text{£}5.0\text{m}$$

221. Costs in other years are calculated in the same way, taking into consideration the estimated number of sales and discounting the costs accordingly.

Benefits:

222. Average annual energy consumption is estimated to be, on average, 1.50 kWh/yr less under the draft regulations. Therefore,

$$\begin{aligned} &\text{Energy savings (in 2023 for those products purchased in 2023)} \\ &= 1.50 \text{ kWh/yr} * 20.0\text{m units} = 30\text{m kWh/yr} \end{aligned}$$

223. Using the Green Book supplementary guidance:

$$\begin{aligned} &\text{Value of energy savings (discounted)} = \\ &30\text{m kWh} * 1.08 \text{ £/kWh}^{55} * 1.03^{56} * (1/1.035)^2 = \text{£}3.2 \end{aligned}$$

$$\begin{aligned} &\text{Value of reduction in CO2e emissions (discounted)} = \\ &30\text{m kWh} * 0.255/1000 \text{ tCO2e/kWh}^{57} * 34.0 \text{ £/tCO2}^{58} * 1.03^{56} * (1/1.035)^2 = \text{£}0.3\text{m} \end{aligned}$$

$$\begin{aligned} &\text{Net benefits of air quality improvements (discounted)} = \\ &30\text{m kWh} * 0.0052^{59} \text{ £/kWh} * 1.03^{56} * (1/1.035)^2 = \text{£}0.2\text{m} \end{aligned}$$

$$\begin{aligned} &\text{Total benefits (of 2023 cohort in 2023, discounted)} = \\ &\text{£}3.2\text{m} + \text{£}0.3\text{m} + \text{£}0.2\text{m} = \text{£}3.7 \end{aligned}$$

224. Energy savings for this cohort (products purchased in 2023) are then applied in subsequent years reduced by the number of products which were estimated to have reached the end of their lifetime. This is calculated using a normal distribution with an associated mean and standard deviation. After the mean

⁵⁴ As per Green Book guidance: Discounting is used to compare costs and benefits occurring over different periods of time – it converts costs and benefits into present values. It is based on the concept of time preference, that generally people prefer to receive goods and services now rather than later.

⁵⁵ Table 9 (Long-run variable cost, Central Estimate, Domestic, 2023), Green book supplementary guidance⁵³.

⁵⁶ Prices in the Green book are expressed in 2018 prices which then have to be converted to 2021 prices using Table 19 (2021 price scaling factor, compared with 2018), Green book supplementary guidance, 2018⁵³.

⁵⁷ Table 1 (Long-run marginal, Domestic, 2023), Green book supplementary guidance, 2018⁵³.

⁵⁸ Table 3 (Traded, Central estimate, 2023), Green book supplementary guidance, 2018⁵³.

⁵⁹ Table 15 (electricity, National average. 2023), Green book supplementary guidance, 2018⁵³.

number of years, it is assumed that the annual energy savings will apply to only half of the 20.0M units and, after the mean added to two standard deviations, only 2%.

225. Note that, although these benefits are lower than the costs, total benefits from 2023 will include those cohorts of products purchased in earlier years and, correspondingly, benefits from the 2023 cohort will be realised in subsequent years.

Annex 2 Specific modelling for electric motors

226. In this section, specific details are provided for the modelling of electric motors.

227. The proposed ecodesign requirements for electric motors set minimum energy performance standards.

228. Additionally, the proposal includes requirements regarding information provided by manufacturers, their authorised representatives and importers. This information is intended for use by professional buyers.

229. There are three main categories of electric motors for which separate minimum energy performance standards exist, as well as VSDs. These categories are not disputed by industry and are consistent with the United States Department of Energy electric motors regulation (2016):

- 0.75-7.5kW motors,
- 7.5-375kW motors,
- 375-1000kW motors, and
- VSDs rated for operating with a motor in the 0.75kW-1000kW power range, have a rated voltage between 100V and 1000V AC and have only one voltage output.

230. The model was split into seven sub-models separated by motor capacity. Electric motors in the 0.12 – 0.7 kW range were split again into a single-phase model and a multi-phase model. For motors with capacity larger than 0.75 kW, only multi-phase models were considered.

231. As the modelling focuses on the biggest segments of the UK electric motors market and those products with the greatest potential for energy savings, the largest electric motors have been excluded from the modelling as they are a

small proportion of the market (i.e. electric motors sized 150 – 400 kW compromise <0.01% of the installed stock⁶⁰).

232. The models are stock-based, developed using a variety of sources outlined Table 18. The energy demand values were calculated by taking average efficiency found in each efficiency class and dividing by the midpoint of the rated output range for each electric motor size. This resulted in an estimate of the input energy required to operate an electric motor. This was the same approach taken in the previous iteration of the electric motors modelling.

233. The following table shows the high-level inputs into the model along with the sources behind the values.

⁶⁰ BSRIA Motors Market Survey (2003)

Table 18: Overview of the key inputs into the CBA for electric motors as well as risks of assumptions and any mitigation actions

Variable	Source(s)	Motor Size	Values/assumptions
Stocks/sales (Same under both options)	<p>[1] 2014 preparatory study for Lot 30</p> <p>[2] 2003 BSRIA motors market survey</p> <p>[3] Carbon Trust Technology guide, 2011</p>	All	<p>For absolute stock numbers and absolute sales numbers, data source is relevant extracts from [1].</p> <p>For stock numbers, use stock value from [2], and assume that it remains constant over time for both reference and policy sections.</p> <p>Use assumption from [3] of a 50/50 split in stock between fixed-speed and variable-speed motors applications.</p> <p>Model is stock-based rather than sales-based.</p> <p>Risk: High due to impact that stock/sales figures have on the outputs. However, as per Table 3, stock/sales figures affect both costs and benefits so impact will be limited.</p>
Efficiency class splits (same under both options)	<p>[1] IEA 4E Energy efficiency roadmap for electric motors and motor systems (2015), Dr Conrad Butler</p>	0.12 – 0.7 kW (single-phase and three-phase)	<p>Use efficiency class (IE) values from [1] for period 1995 – 2015 (final year provided). Project back by applying 1995 - 1996 year on year on trend for each efficiency class. Project forward by applying 2014 – 2015 year on year on trend for each efficiency class:</p> <ul style="list-style-type: none"> • For IE4, keep at zero since no data was found for it • For IE3, trend is projected to 2050 • For IE0, project as declining to zero • For IE1, project this declining trend until IE0 becomes zero, then calculate it as 100% minus the sum of IE2, IE3 and IE4 • For IE2, project the trend until IE1 becomes zero, then calculate it as 100% minus IE3. <p>Risk: High as this is a key determinant of impact outputs. However, although data is calculated using trends, source is directly from regulation so of good quality with expert assumptions.</p>

		0.75 – 2 kW (three-phase) & 3 – 4kW	<p>Use values from [1] for period 1995-2010 (the final year before ecodesign requirements in 640/2009 came into effect) Project back by applying 1995 – 1996 year on trend for each efficiency class. Projecting forward from 2011, the following must be considered:</p> <ul style="list-style-type: none"> • There is no data for IE4 • Stock of IE1 declines to zero one lifetime (thirteen years) after 2010. This is due to 640/2009 preventing sales of IE0 and IE1 from 2011 • For IE2: In 2017, 640/2009 ecodesign requirements came into force for motors in size range 0.75 to 7.5 kW to prevent sale of IE2 without a variable speed drive. <p>Risk: same as above</p>
		5 – 11 kW, 15 – 30 kW, & 37 – 132 kW	<p>Same as for 0.75 – 2 kW (three-phase) & 3 – 4kW, with the following exception for fixed-speed motor applications: since a variable speed drive for an IE2 5-11kW motor costs more to buy than a fixed-speed IE3 5-11kW motor, and a variable-speed IE2 motor application has a higher average energy demand than a fixed speed IE3 motor application, we assume that there is insufficient (if any) benefit to purchasing a VSD rather than an IE3 motor from 2017 onwards.</p> <p>Risk: same as above</p>
Level of usage in hours/years (same under both options)	<p>[1] EC "Improving the Penetration of Energy-Efficient Motors and Drives" (2000)</p> <p>[2] EUP Prep Study; Lot 11, Motors (2008)</p> <p>[3] Market Transformation Programme Briefing Note (2009, updated 2010)</p>	All	<p>Number of motors by power range and average operating hours in each sector taken from [1]. Reported usage value of 2,250 hrs/yr for 1.1kW base-case from [2]. No distinction drawn between sectors. Reported value of 2,120 hrs/yr for all power ranges from [3]. Again, no distinction drawn between sectors. Assumed that usage remains constant over time and is the same for reference and policy scenarios.</p> <p>Risk: Medium as usage is key determinant of impact of regulation. Data is from Prep Study so of good quality.</p>
Cost of product (different under both options)	[1] Pricing data collected from ABB, Siemens and WEG for the	All	<p>Raw data obtained from [1]. No data for EEF3 motor class (equivalent to IE0), so a discount was applied to the IE1 prices equal to the proportional difference between the IE1 and IE2 prices. IE4 prices were not recalculated since ecodesign</p>

	2009 modelling exercise in the Market Transformation Programme Briefing		<p>requirements do not push the adoption of IE4 and since the ratio of IE3 price to IE2 price for the 0.75 – 2kW size range is very close to the average across all size ranges. Assumed that the price remains constant for a given efficiency class over time and is the same for both reference and policy scenarios.</p> <p>Risk: Medium. New costs for IE0 were estimated using the same price difference between the IE1 and IE2 motors, so it is unknown how robust they are. The remaining prices used the same price information from suppliers, except for IE4 which were assumptions. However, because there weren't costs from shifting from IE0 to IE1 and IE3 to IE4, the assumptions used to develop these prices are not expected to raise risk levels, hence the 'medium' rating.</p>
Energy consumption in kWh/year (different under each option)	<p>[1] 2014 preparatory study for Lot 30</p> <p>[2] 2000 study for the European Commission SAVE II programme "Improving the penetration of energy-efficient motors and drives"</p> <p>[3] 2009 modelling exercise for the Market Transformation Programme Briefing</p>	All	<p>Average efficiency from [1]. Average power calculated from [2]. Motor rating values from [3].</p> <p>Neither the Prep Study nor the source 2000 study provide a breakdown of average efficiency values by efficiency class within the required size ranges, as the model requires, or the stock numbers necessary to calculate weighted averages of motor ratings within those efficiency classes.</p> <p>The 2009 MTP data consists of weighted average rated power values and weighted average efficiency values for motors, fixed speed and variable speed, in each of four efficiency classes, and background calculations to obtain them, taking account of motor stock numbers and size ranges. Hence the 2009 MTP data are used as model inputs.</p> <p>Risk: High as power demand has considerable effect on the impact of options. Some mitigation as changing variables such as Load Factor will affect consumption in all scenarios equally.</p>
Lifespan (same under both options)	[1] 2015 report by the IEA 4E programme "Energy efficiency roadmap for electric	All	Lifespans are taken from the lifetime expectancy lines in Figure 6 in [1].

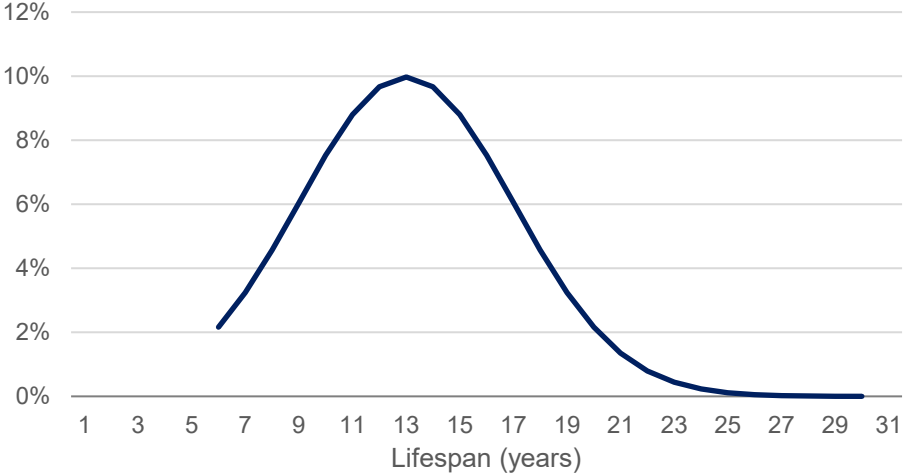
	motors and motor systems"	<p>Where the model size range straddles two life expectancy lines, the value from the higher life expectancy line has been used as this results in a slower stock turnover (which is conservative).</p> <p>It is assumed that lifespan is the same for reference and policy scenarios</p> <p>Risk: Medium. Source is reliable and the assumptions are straightforward.</p>
--	---------------------------	---

Annex 3 Specific Modelling for Welding Equipment

234. In this section, specific details are provided for the modelling of welding equipment.
235. The proposed ecodesign requirements for welding equipment set MEPS requirements and resource efficiency requirements.
236. The proposal includes resource efficiency requirements and requirements regarding information provided by manufacturers, their authorised representatives and importers. This information is intended for use by professional buyers.
237. There is no existing ecodesign regulation for welding equipment. Therefore, the model is structured to account for the different minimum energy efficiency standards by establishing a single representative arc welding technology, with input power consumption in 'on-mode' and 'idle-mode' being taken from the European Commission's preparatory study.
238. The granularity of the modelling matched the data available. A single representative arc welding technology formed the basis of the modelling due to a lack of more granular data.
239. A weighted average efficiency was used for the single representative arc welding technology modelled. This was because of a lack of available data to split out sales values by size and type for the various types of arc welding equipment.
240. Overall, the lack of more granular data is because the preparatory study focused on machine tools in general, rather than specifically on welding equipment.

Table 19: Overview of the key inputs into the CBA for welding equipment.

Variable	Source(s)	Values/Assumptions
<p>Stocks/sales (Same under both options)</p>	<p>Eurostat PRODCOM [1] Expert Assumptions [2]</p>	<p>Based on UK production, imports and exports over the period 1998-2016, average per year market value were estimated [1]. Average between low and high estimate of sales quantity were informedly assumed to be constant [2] over the whole considered period (1998-2050). Low estimate for sales quantity calculated by dividing the average balance of production, import and export balance by higher average unit price (UK); highest estimate of sales quantity divided by lower average unit price (UK).</p> <p>Annual sales estimates in the modelling were also based on PRODCOM [1] data and were estimated at around 15,000 units per year based on an average of trade data from 1998-2016.</p> <p>Risk: Low-medium. Sales could change over time since the market can fluctuate. Data inputs were pulled from a period of 19 years to account for yearly market fluctuations and the constant sales assumption was validated by expert consultation.</p>
<p>Lifespan in years</p>	<p>Expert Assumptions [1] EuP preparatory study Task 4, 2012 [2]</p>	<p>The average lifespan of welding equipment is highly variable, with most welding equipment lasting 10-20 years [1]. Figure 7 shows the assumed distribution with the median lifespan assumed to be 13 years, with a standard deviation of 4 years. Data was based on the preparatory study [2] and expert insight [1].</p> <p>Figure 7: Distribution of lifespan (yrs) for welding equipment</p>

		 <p>Risk: Medium. Median lifespan could be higher or lower as can the standard deviation. But the assumption considers information from multiple sources (preparatory study, expert consultation, and the lifespan for similar products).</p>
<p>Cost of product (Different under each option)</p>	<p>Eurostat PRODCOM [1] EuP preparatory study Task 4, 2012 [2]</p>	<p>Unit prices were based on PRODCOM data [1] with the respective sense check being based on the preparatory study [2]. The costs were considered incremental, relative to an average product on the market. The reference price was considered £0 with the policy price showing the additional costs arising from improved efficiency. 2023 ecodesign requirements were expected to be met with a 2% premium (increase) in machine costs.</p> <p>Risk: Medium. Premium for compliance can be higher or lower and the reference scenario catch up time can be longer or shorter.</p> <p>Assumptions are pulled from reliable sources and sense checked.</p>

<p>Level of usage in hours/years (Same under both options)</p>	<p>EuP preparatory study Task 4, 2012 [1]</p>	<p>The level of usage was considered in hours per year and considered constant from 1998-2050. The use of the product is distinguished (in hours per year) between two states – ‘on’ and ‘idle’. Equipment was considered to be in use for 25% of one shift operation for 250 days a year based on the EU preparatory study [1].</p> <p>Risk: Low. On/idle time can be higher or lower but the on/idle time assumptions were based on preparatory studies and validated by expert consultation.</p>
<p>Energy consumption in kWh/year (Different under each option)</p>	<p>EuP preparatory study Task 4, 2012 [1]</p>	<p>A Business-As-Usual scenario was estimated, showing the estimated energy usage. This was based on the efficiency improvement of the progression between the average suggested ecodesign values [1]. We considered a 0.3% continuous annual improvement (for do nothing), using a weighted average of various types of welding equipment to calculate average efficiency. This was compared against the preferred option, where we assumed a single jump in energy efficiency and idle consumption, reflecting the introduction of the ecodesign requirement. Best practices are assumed to be developed at reference rate, so the average increases once the do nothing scenario catches up with the preferred scenario.</p> <p>Risk: High. Efficiency could improve more or less than 0.3% in the Reference Scenario, which means that it would take less or more time for it to catch up with the Policy Scenario.</p> <p>However, efficiency improvement was estimated based on progression between the average in Prep Study and suggested ecodesign values.</p>

Annex 4 Competition Assessment

241. Considered in this assessment are the effects on competition from our preferred policy option (Option 2). The following questions were considered as to whether the option:

1. Directly limits the number or range of manufacturers;
2. Indirectly limits the number or range of manufacturers;
3. Limits the ability of manufacturers to compete; and
4. Reduces manufacturers' incentives to compete vigorously.

242. It has been concluded that there are no adverse effects on competition from our policy option as none of the above conditions are satisfied.

Annex 5 Wider Environmental Impacts Assessment

243. Considered in this assessment are the effects on the wider environment from our preferred policy option. Each of the following questions were considered:

1. Will the policy option be vulnerable to the predicted effects of climate change?
2. Will the policy option lead to a change in the financial costs or the environmental and health impacts of waste management?
3. Will the policy option impact significantly on air quality?
4. Will the policy option involve any material change to the appearance of the landscape or townscape?
5. Will the proposal change 1) the degree of water pollution, 2) levels of abstraction of water or 3) exposure to flood risk?
6. Will the policy option change 1) the amount or variety of living species, 2) the amount, variety or quality of ecosystems?
7. Will the policy option affect the number of people exposed to noise or the levels to which they're exposed?

244. The policy in question has direct benefits accruing from environmental savings. Relevant impacts have been explicitly included in the CBA. Others have not been included (such as the appearance of the landscape and the amount or variety of living species) as they are not in-scope for this policy. It has been concluded that the extent to which environmental impacts are considered in the main body of this assessment is proportionate.

Annex 6 Definitions

Welding equipment	means a product that provides all or any of manual, automated or semi-automated welding, brazing, soldering or cutting, via arc welding and allied processes. Welding equipment is stationary or transportable, and consists of linked parts or components, at least one of which moves, and which are joined together to produce coalescence of arbitrary materials by heating them to the welding temperature, with or without the application of pressure or by the application of pressure alone, and with or without the use of filler metal, and with or without the use of shielding gas or gases, using appropriate tools and technologies, resulting in a product of defined geometry
Manual metal arc welding	means an arc-welding process welding with a coated electrode where the operator's hand controls the travel speed of the welding operation and the rate at which the electrode is fed into the electric arc
Shielded metal arc welding	means an arc-welding process whereby coalescence is produced by heating with an electric arc between a covered metal electrode and the workpiece and work area. Shielding is obtained from decomposition of the

	electrode covering. Pressure is not used and filler metal is obtained from the electrode
Self-shielded flux-cored welding	is a wire welding process in which a continuous hollow wire electrode is fed through the welding gun into the weld joint without the need for the use of an external shielding gas to protect the weld pool from contamination. Instead of an external shielding gas, a flux compound contained within the hollow wire reacts with the welding arc to form a gas that protects the weld pool. Flux cored arc welding utilises composite tubular filler metal electrodes consisting of a metal sheath and a core of various powdered materials, producing an extensive slag cover on the face of a weld bead. The use of external shield gas(es) may or may not be required
Metal inert gas (MIG)/ metal active gas (MAG) welding	means types of gas metal arc welding whereby coalescence is produced by heating with an arc between a continuous filler metal (consumable) electrode and the workpiece area. Shielding is obtained entirely from an externally supplied gas, or gas mixture, which is inert (MIG) or active (MAG)
Tungsten inert gas welding	means an arc welding process whereby coalescence is produced by heating with an arc between a single tungsten (non-consumable) electrode and the workpiece area. Shielding is obtained from a gas or gas mixture. Pressure may or may not be used and filler metal may or may not be used
Plasma arc cutting	means an arc cutting process that uses a constricted arc and removes the molten metal in a high velocity jet of ionized gas (plasma gas) issuing from the

	constricting orifice. Plasma arc cutting is a direct current electrode negative process
Plasma gas	means a gas directed into the torch to surround the electrode, which becomes ionized by the arc to form a plasma and issues from the torch nozzle as the plasma jet, and is also sometimes referred to as orifice gas or cutting gas
Laser-arc welding	means a welding process where welding is carried out by a pulsed laser or constant wave laser. The use of external shield gas(es) may or may not be required
Laser-arc hybrid welding	means a welding process where welding is carried out by a pulsed laser or constant wave laser together with the use of an electric arc. Coalescence between the workpiece area and the filler metal (consumable) electrode is produced by heat from both the arc and the laser energy sources. The use of external shield gas(es) may or may not be required
Shielding gas (also referred to as secondary gas)	means a gas that does not pass through the orifice of the nozzle, but instead passes around the nozzle and forms a shield around the electric arc
Submerged arc welding equipment (arc exceeding 600 A)	means an arc welding process that uses an arc or arcs between a bare metal electrode or electrodes and the weld pool. The arc and molten metal are shielded by a blanket of granular flux on the workpieces. The process is used without pressure and also utilises filler metal from the electrode and sometimes from a supplemental source such as a welding rod, flux, or metal granules

<p>Limited duty arc welding equipment</p>	<p>means products for arc welding and allied processes that are not designed for industrial and professional use, as defined in IEC 60974-6, Arc-welding equipment – Part 6: Limited duty equipment. According to IEC 60974-6, limited duty arc welding equipment excludes power sources that require for operation: arc striking and stabilizing devices, liquid cooling systems, gas consoles, or three-phase input supply, and which are intended for professional and industrial use only. Limited duty arc welding equipment excludes also mechanically guided applications, submerged arc welding, plasma gouging, and plasma welding processes</p>
<p>Resistance welding equipment</p>	<p>means a thermo-electric process in which heat is generated at the interface of the parts to be joined by passing an electrical current through the parts for a precisely controlled time and under a controlled pressure. No consumables such as welding rods or shielding gases are required</p>
<p>Stud welding equipment</p>	<p>means a form of arc welding where capacitive discharge occurs across the consumable calibrated tip of a welding rod. When the negatively-charged tip of the welding rod is in contact with the positively-charged object, the tip explodes and the atmosphere between the rod and object ionizes, causing the material of the rod and object to melt</p>
<p>Machine tool</p>	<p>means a mechanical device which is fixed and immobile, powered typically by mains electricity, compressed air pneumatic and hydraulic systems, and is used to produce workpieces by selective removal or</p>

	<p>addition of material, or by mechanical deformation of materials. The operation of a machine tool, such as those designed for processes such as, but not limited to, milling, drilling or perforating, grinding, cutting, turning, laser-operated operations, and multi-functional machining centres combining any or all of the above functions, may be controlled by mechanical or electronic sources</p>
Electric motor	<p>means a device that converts electrical input power into mechanical output power in the form of a rotation with a rotational speed and torque that depends on factors including the frequency of the supply voltage and number of poles of the motor</p>
Variable speed drive	<p>means an electronic power converter that continuously adapts the electrical power supplied to a single motor to control the motor's mechanical power output according to the torque-speed characteristic of the load driven by the motor, by adjusting the power supply to a variable frequency and voltage supplied to the motor. It includes all electronics connected between the mains and the motor including extensions such as protection devices, transformers and auxiliaries</p>
pole	<p>means a north or a south pole produced by the rotating magnetic field of the motor, whose total number of poles determines its base speed</p>
Brake motor	<p>means a motor equipped with an electromechanical brake unit operating directly on the motor shaft without couplings</p>

Annex 7 Glossary of Terms

AC	Alternating Current
BEIS	Department for Business, Energy and Industrial Strategy
BIT	Business Impact Score
CBA	Cost-Benefit Analysis
EANDCB	Equivalent Annual Net Direct Cost to Business
ERP	Energy-Related Products
EU	European Union
EUP(P)	Energy Using Products (Programme/Policy)
FTE	Full Time Equivalent
IA	Impact Assessment
IEC	International Electrotechnical Commission
MSA	Market Surveillance Authority
NPV	Net Present Value
MAG	Metal Active Gas
MEPS	Minimum Energy Performance Standards
MIG	Metal Inert Gas
MTP	Market Transformation Programme
OEM	Original Equipment Manufacturer
OIOO	One-In, One-Out
OPSS	Office for Product Safety and Standards
PIR	Post Implementation Review
SMB	Small and Micro Sized Businesses
TENV	Totally Enclosed Non-Ventilated
TEAO	Totally Enclosed Air Over
WTO	World Trade Organisation

USA United States of America
VSD Variable Speed Drive