

New social housing lettings in England, 2019/20

How many social housing properties are being newly let?



14% of new lettings are **Affordable Rent** – set at no more than 80% of local market rent



86% of new lettings are **Social Rent** – determined through national rent regime

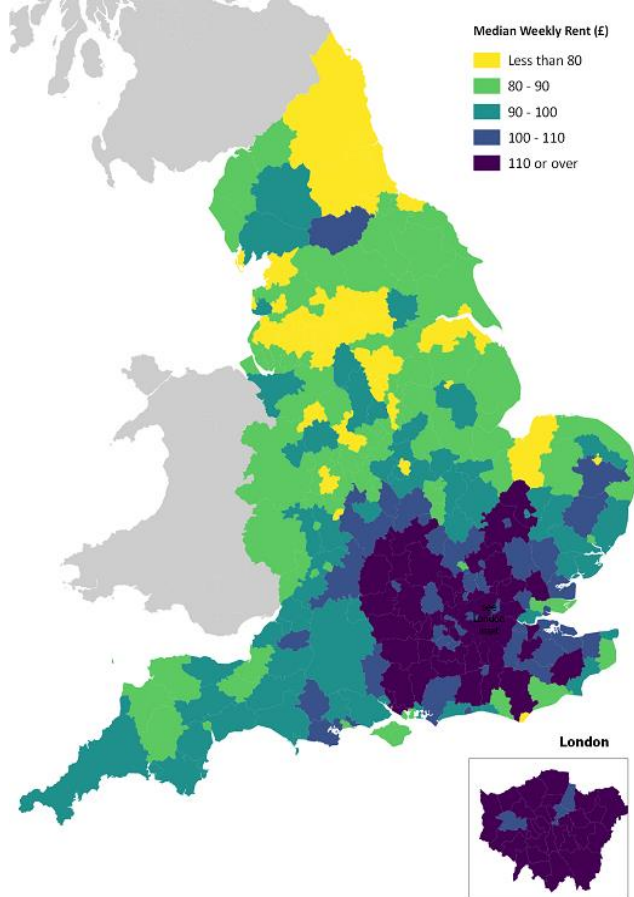
74% of new lettings are **General Needs** – no support arrangements



26% of new lettings are **Supported Housing** – designated support for specific client groups

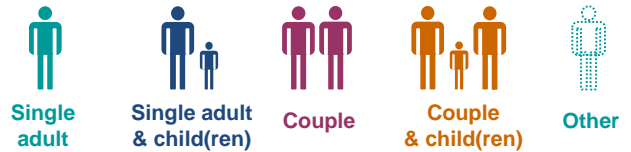
How much is rent in new social housing lets?

Median weekly rents for new social housing lettings are highest in London and surrounding areas

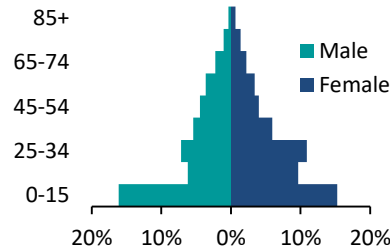


Who is moving into social housing?

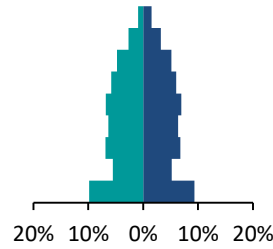
Household composition (%) of new lettings



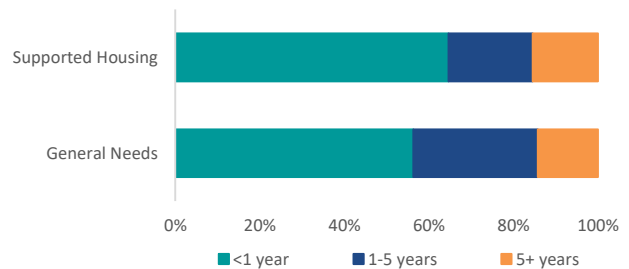
Age of new social tenants



Age of English population



How long were households on the waiting list?



% of new lead tenants in employment



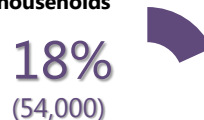
% of new households with indefinite length of tenancy



% of new lettings to White lead tenants



% of new lettings to statutorily homeless households



% of new households from private rented sector

