



Department
of Health &
Social Care

South West: lower tier local authority watchlist – epidemiological charts

Produced 30 November 2020

NOTES

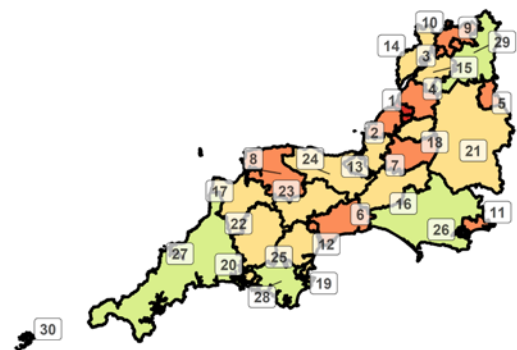
- This data is provided by Public Health England for the purpose of monitoring and supporting the management of Covid-19 infections in Local Authorities.
- The reports are produced using 2019 ONS population data
- If you would like to know the weekly trend for the case rate charts and persons tested chart please see Lower-tier local authority watchlist.

Weekly case rate per 100,000 population by local authority: 19 Nov to 25 Nov 2020

South West COVID-19 cases: 19 Nov to 25 Nov 2020
Weekly case rates per 100,000 population by local authority

Rank	Local Authority	Case Rate (per 100,000)	Number of cases (1 week)
1	Bristol, City of	210.0	973
2	North Somerset	185.1	398
3	Gloucester	183.5	237
4	South Gloucestershire	173.3	494
5	Swindon	141.8	315
6	East Devon	126.5	185
7	Mendip	118.5	137
8	North Devon	117.4	114
9	Cheltenham	113.5	132
10	Tewkesbury	112.6	107
11	Bournemouth, Christchurch and Poole	104.0	411
12	Exeter	103.5	136
13	Sedgemoor	99.0	122
14	Forest of Dean	97.9	85
15	Stroud	97.5	117

Rank	Local Authority	Case Rate (per 100,000)	Number of cases (1 week)
16	South Somerset	93.9	158
17	Torridge	92.3	63
18	Bath and North East Somerset	89.0	172
19	Torbay	86.6	118
20	Plymouth	86.2	226
21	Wiltshire	79.4	397
22	West Devon	68.1	38
23	Mid Devon	65.6	54
24	Somerset West and Taunton	56.1	87
25	Teignbridge	52.2	70
26	Dorset	45.2	171
27	Cornwall	40.4	230
28	South Hams	40.2	35
29	Cotswold	36.7	33
30	Isles of Scilly	0.0	0



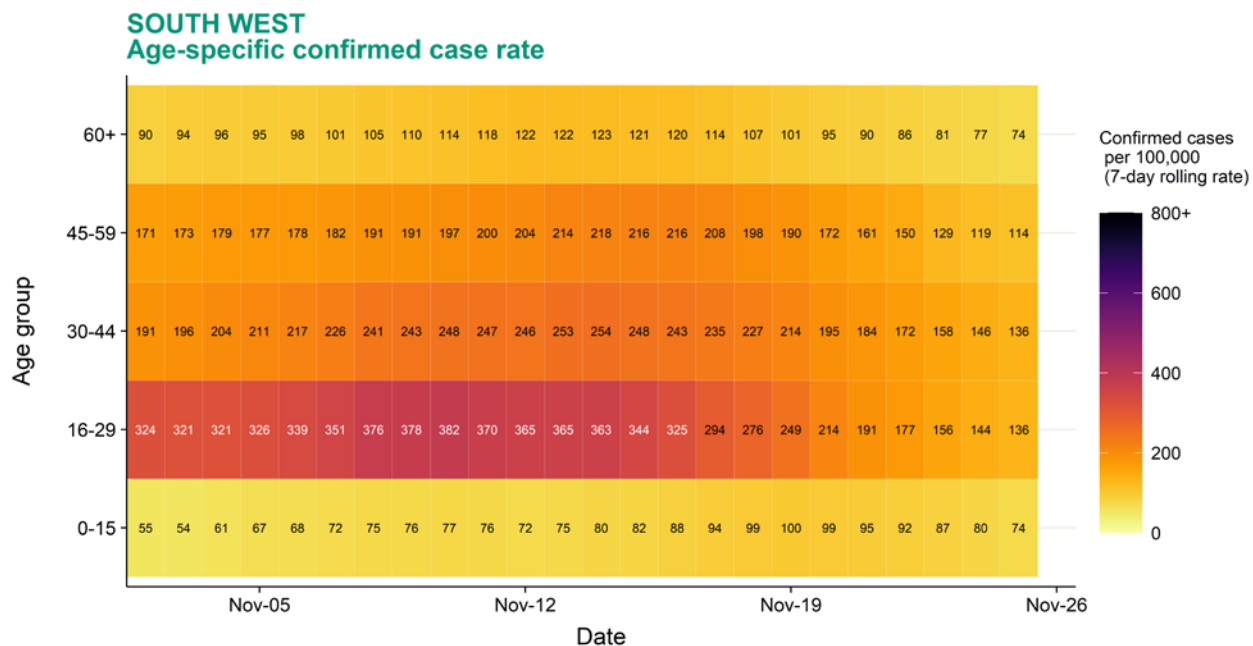
Covid-19 rate by local authority



Data from SGSS; Pillar 1 and 2 testing. Figure by Outbreak Surveillance Team, Public Health England.

Contains National Statistics data including 2019 population estimates © Crown copyright and database right 2020

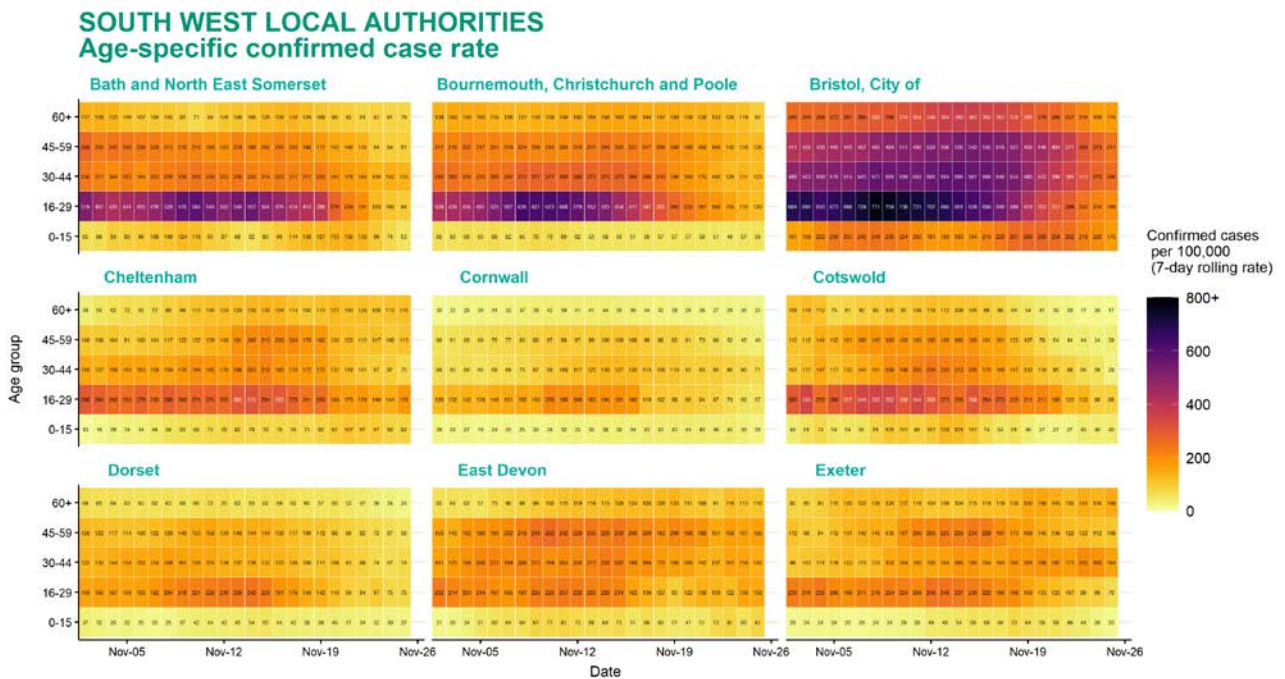
Age-stratified heatmap of weekly case rate for South West : 02 Nov to 25 Nov 2020



Source: Case data from SGSS. Produced by Outbreak Surveillance Team, PHE

Contains National Statistics data © Crown copyright and database right 2020

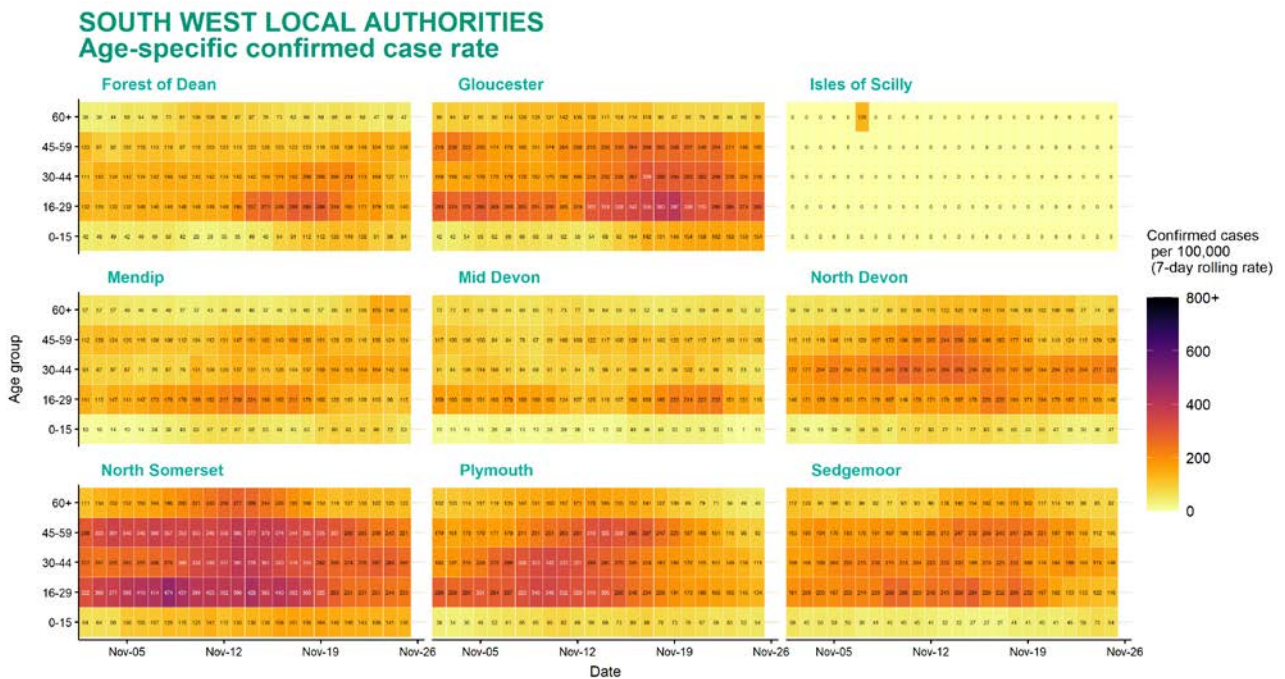
Age-stratified heatmap of weekly case rate by local authority for South West : 02 Nov to 25 Nov 2020



Source: Case data from SGSS. Produced by Outbreak Surveillance Team, PHE

Contains National Statistics data © Crown copyright and database right 2020

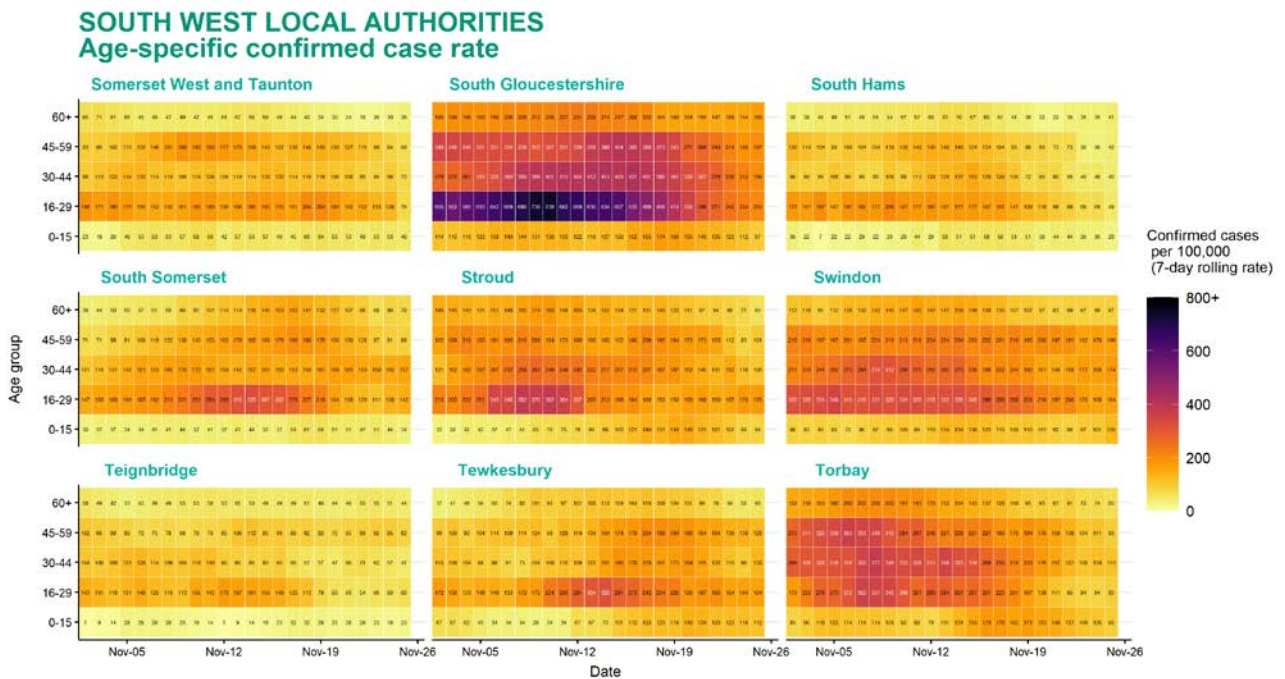
Age-stratified heatmap of weekly case rate by local authority for South West : 02 Nov to 25 Nov 2020



Source: Case data from SGSS. Produced by Outbreak Surveillance Team, PHE

Contains National Statistics data © Crown copyright and database right 2020

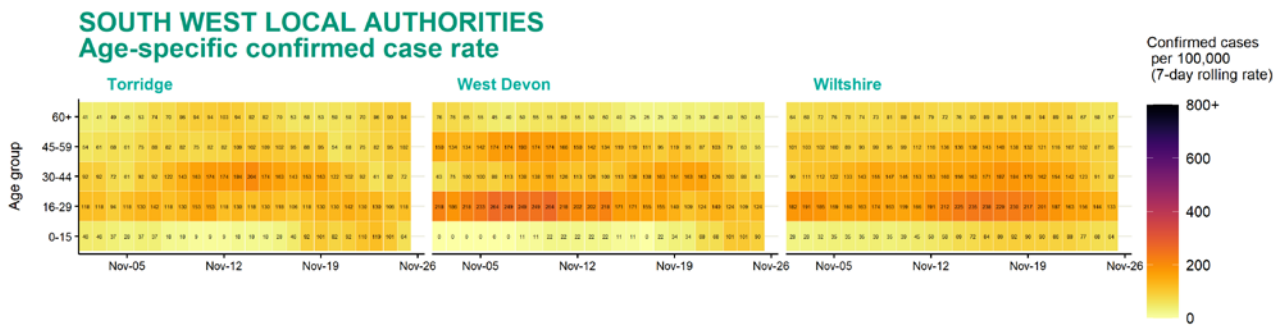
Age-stratified heatmap of weekly case rate by local authority for South West : 02 Nov to 25 Nov 2020



Source: Case data from SGSS. Produced by Outbreak Surveillance Team, PHE

Contains National Statistics data © Crown copyright and database right 2020

Age-stratified heatmap of weekly case rate by local authority for South West : 02 Nov to 25 Nov 2020



Date

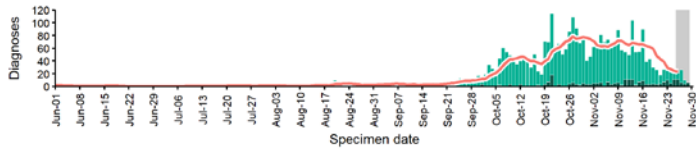
Source: Case data from SGSS. Produced by Outbreak Surveillance Team, PHE

Contains National Statistics data © Crown copyright and database right 2020

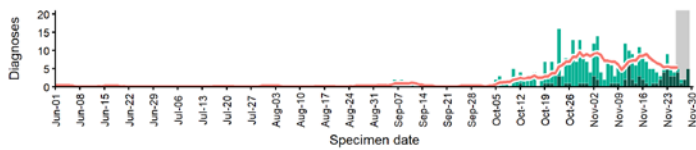
Daily cases, persons tested and positivity, Bath and North East Somerset : 01 June to 29 Nov 2020

BATH AND NORTH EAST SOMERSET Cases and persons tested up to November 29 2020

Daily cases (pillars 1 & 2) from 1/6/2020: ALL AGES

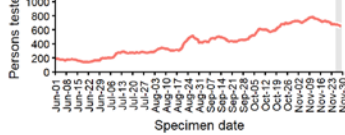


Daily cases (pillars 1 & 2) from 1/6/2020: 60+ YEARS ONLY **NOTE: different y-axis scale**

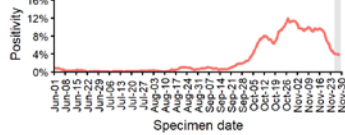


— Total 7 day moving average (P1 + P2) ■ period with incomplete data ■ Pillar 1 ■ Pillar 2

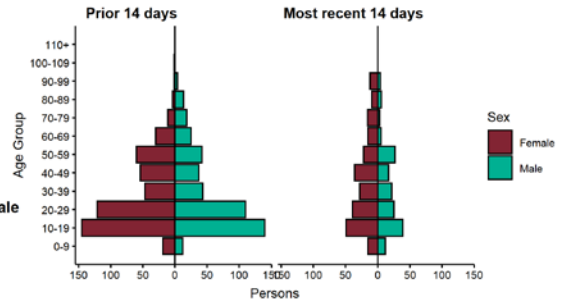
Persons tested from 1/6/2020



Daily positivity from 1/6/2020



Age-sex pyramid for confirmed cases in past 14 days (November 16 2020 to November 29 2020) and prior 14 days (November 02 2020 to November 15 2020) 6 persons excluded due to missing gender or age.

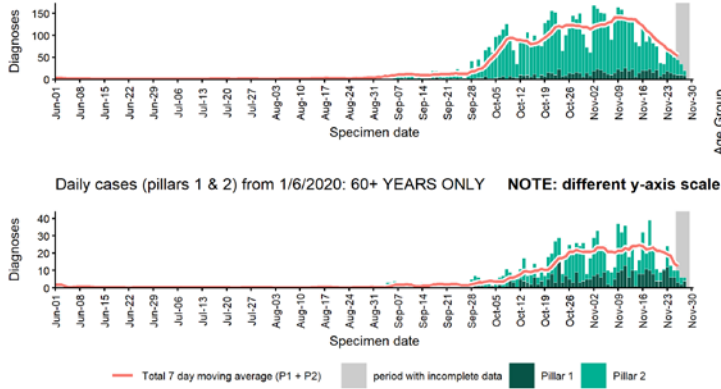


Data from SGSS. Produced by Outbreak Surveillance Team, PHE

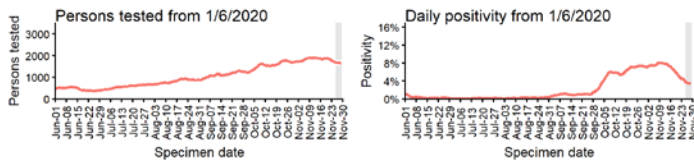
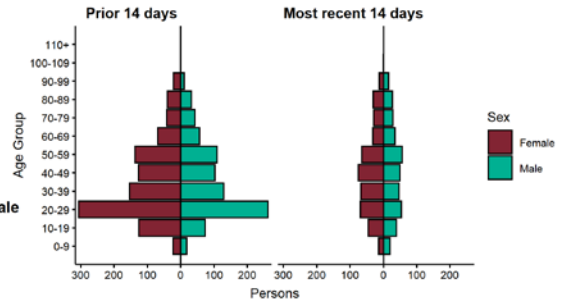
Daily cases, persons tested and positivity, Bournemouth, Christchurch and Poole : 01 June to 29 Nov 2020

BOURNEMOUTH, CHRISTCHURCH AND POOLE Cases and persons tested up to November 29 2020

Daily cases (pillars 1 & 2) from 1/6/2020: ALL AGES



Age-sex pyramid for confirmed cases in past 14 days (November 16 2020 to November 29 2020) and prior 14 days (November 02 2020 to November 15 2020) 6 persons excluded due to missing gender or age.

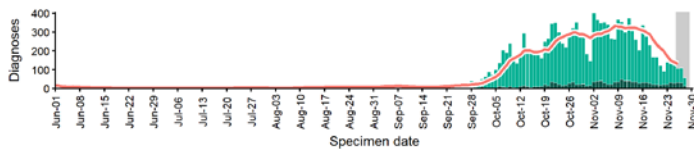


Data from SGSS. Produced by Outbreak Surveillance Team, PHE

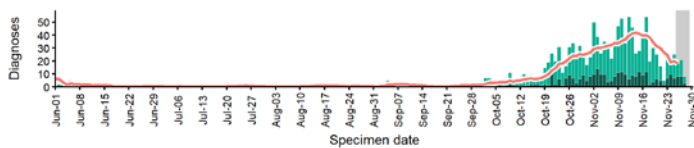
Daily cases, persons tested and positivity, Bristol, City of : 01 June to 29 Nov 2020

BRISTOL, CITY OF Cases and persons tested up to November 29 2020

Daily cases (pillars 1 & 2) from 1/6/2020: ALL AGES

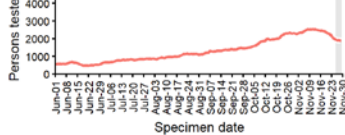


Daily cases (pillars 1 & 2) from 1/6/2020: 60+ YEARS ONLY **NOTE: different y-axis scale**

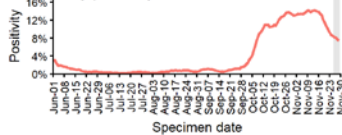


— Total 7 day moving average (P1 + P2) ■ period with incomplete data ■ Pillar 1 ■ Pillar 2

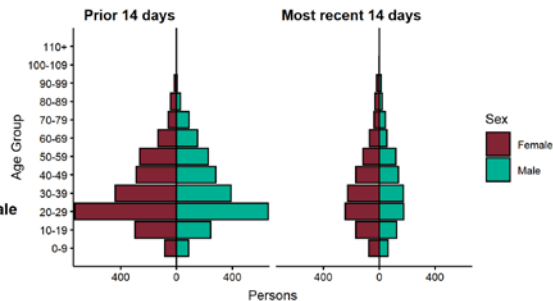
Persons tested from 1/6/2020



Daily positivity from 1/6/2020



Age-sex pyramid for confirmed cases in past 14 days (November 16 2020 to November 29 2020) and prior 14 days (November 02 2020 to November 15 2020) 9 persons excluded due to missing gender or age.

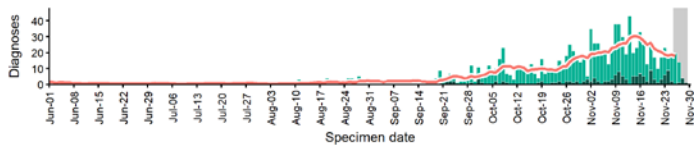


Data from SGSS. Produced by Outbreak Surveillance Team, PHE

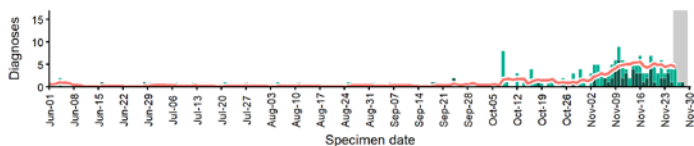
Daily cases, persons tested and positivity, Cheltenham : 01 June to 29 Nov 2020

CHELTENHAM Cases and persons tested up to November 29 2020

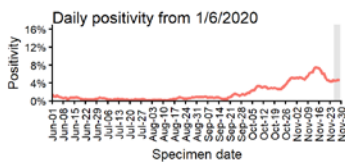
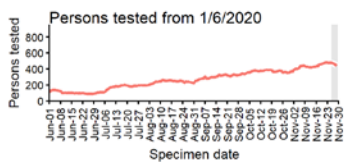
Daily cases (pillars 1 & 2) from 1/6/2020: ALL AGES



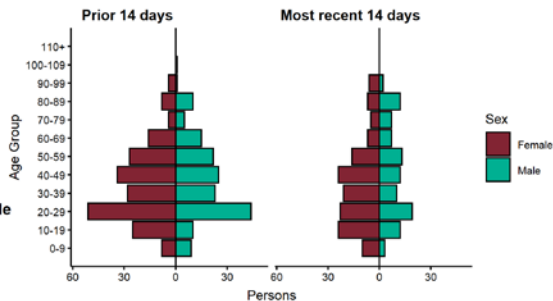
Daily cases (pillars 1 & 2) from 1/6/2020: 60+ YEARS ONLY **NOTE: different y-axis scale**



— Total 7 day moving average (P1 + P2) ■ period with incomplete data ■ Pillar 1 ■ Pillar 2



Age-sex pyramid for confirmed cases in past 14 days (November 16 2020 to November 29 2020) and prior 14 days (November 02 2020 to November 15 2020) 2 persons excluded due to missing gender or age.

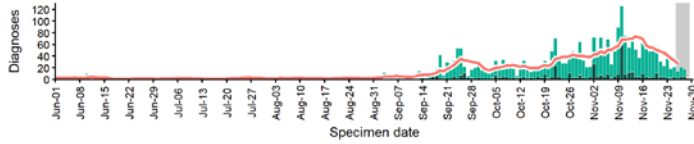


Data from SGSS. Produced by Outbreak Surveillance Team, PHE

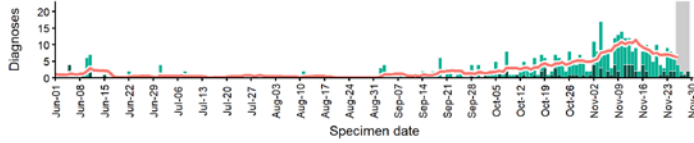
Daily cases, persons tested and positivity, Cornwall : 01 June to 29 Nov 2020

CORNWALL Cases and persons tested up to November 29 2020

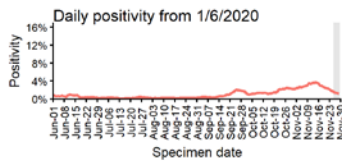
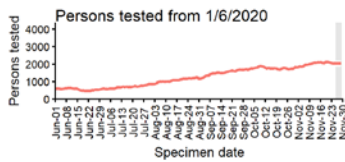
Daily cases (pillars 1 & 2) from 1/6/2020: ALL AGES



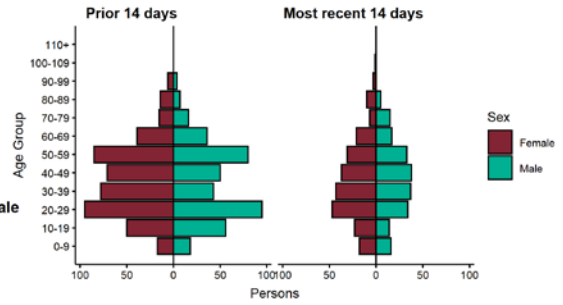
Daily cases (pillars 1 & 2) from 1/6/2020: 60+ YEARS ONLY **NOTE: different y-axis scale**



— Total 7 day moving average (P1 + P2) ■ period with incomplete data ■ Pillar 1 ■ Pillar 2



Age-sex pyramid for confirmed cases in past 14 days (November 16 2020 to November 29 2020) and prior 14 days (November 02 2020 to November 15 2020) 4 persons excluded due to missing gender or age.

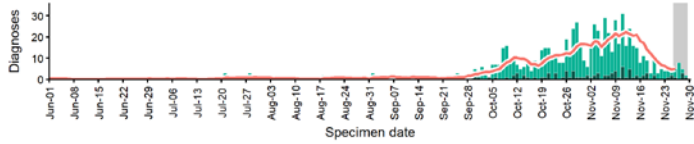


Data from SGSS. Produced by Outbreak Surveillance Team, PHE

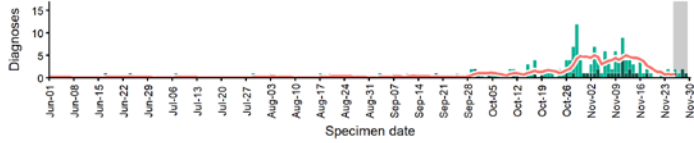
Daily cases, persons tested and positivity, Cotswold : 01 June to 29 Nov 2020

COTSWOLD Cases and persons tested up to November 29 2020

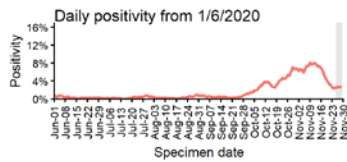
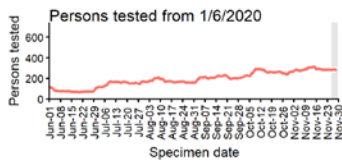
Daily cases (pillars 1 & 2) from 1/6/2020: ALL AGES



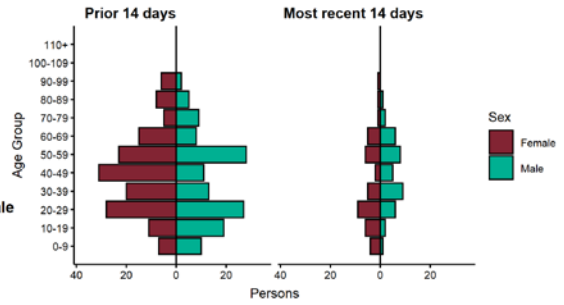
Daily cases (pillars 1 & 2) from 1/6/2020: 60+ YEARS ONLY **NOTE: different y-axis scale**



— Total 7 day moving average (P1 + P2) ■ period with incomplete data ■ Pillar 1 ■ Pillar 2



Age-sex pyramid for confirmed cases in past 14 days (November 16 2020 to November 29 2020) and prior 14 days (November 02 2020 to November 15 2020) 1 persons excluded due to missing gender or age.

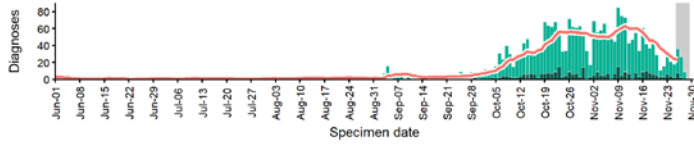


Data from SGSS. Produced by Outbreak Surveillance Team, PHE

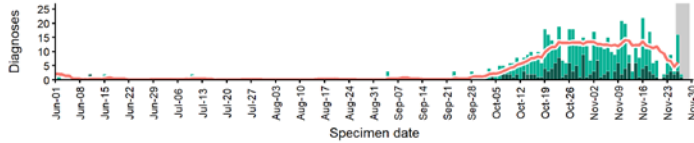
Daily cases, persons tested and positivity, Dorset : 01 June to 29 Nov 2020

DORSET Cases and persons tested up to November 29 2020

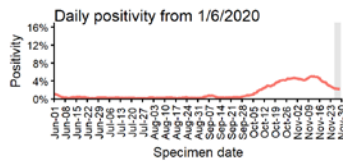
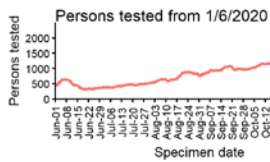
Daily cases (pillars 1 & 2) from 1/6/2020: ALL AGES



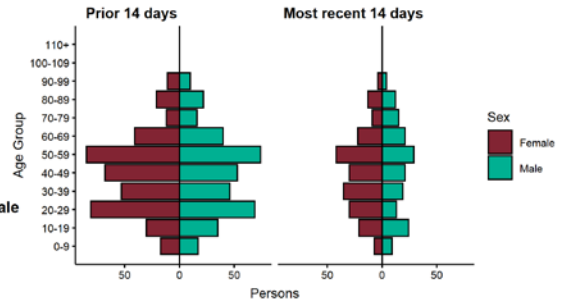
Daily cases (pillars 1 & 2) from 1/6/2020: 60+ YEARS ONLY **NOTE: different y-axis scale**



— Total 7 day moving average (P1 + P2) ■ period with incomplete data ■ Pillar 1 ■ Pillar 2



Age-sex pyramid for confirmed cases in past 14 days (November 16 2020 to November 29 2020) and prior 14 days (November 02 2020 to November 15 2020) 3 persons excluded due to missing gender or age.

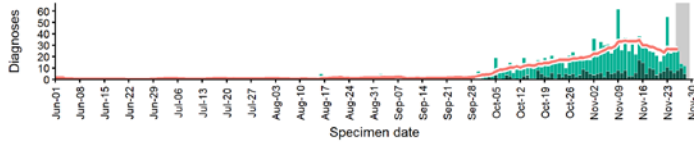


Data from SGSS. Produced by Outbreak Surveillance Team, PHE

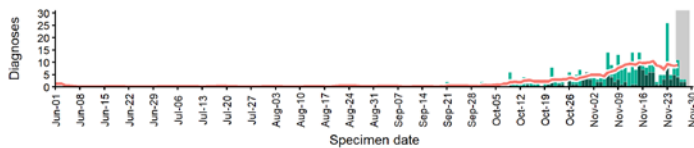
Daily cases, persons tested and positivity, East Devon : 01 June to 29 Nov 2020

EAST DEVON Cases and persons tested up to November 29 2020

Daily cases (pillars 1 & 2) from 1/6/2020: ALL AGES

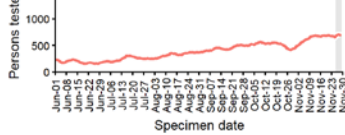


Daily cases (pillars 1 & 2) from 1/6/2020: 60+ YEARS ONLY **NOTE: different y-axis scale**

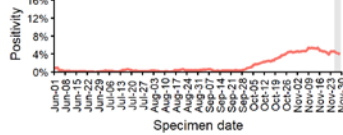


— Total 7 day moving average (P1 + P2) ■ period with incomplete data ■ Pillar 1 ■ Pillar 2

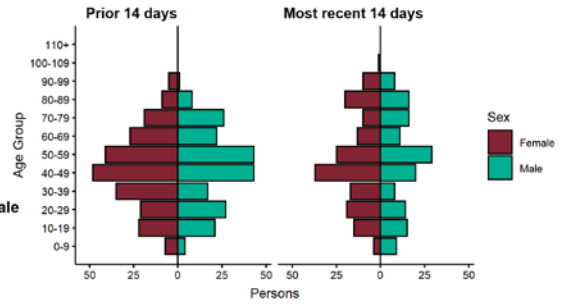
Persons tested from 1/6/2020



Daily positivity from 1/6/2020



Age-sex pyramid for confirmed cases in past 14 days (November 16 2020 to November 29 2020) and prior 14 days (November 02 2020 to November 15 2020) 2 persons excluded due to missing gender or age.

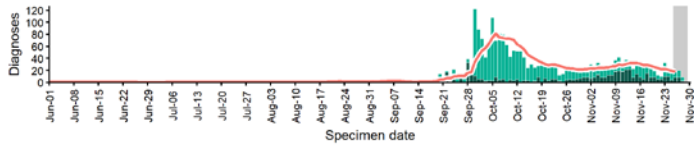


Data from SGSS. Produced by Outbreak Surveillance Team, PHE

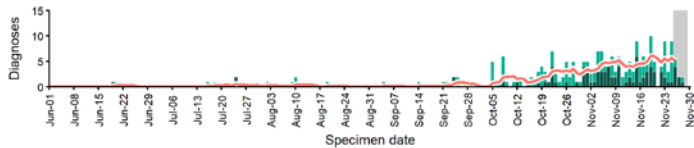
Daily cases, persons tested and positivity, Exeter : 01 June to 29 Nov 2020

EXETER Cases and persons tested up to November 29 2020

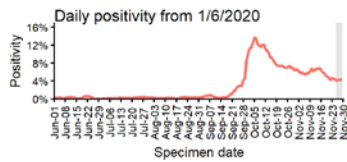
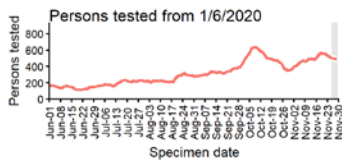
Daily cases (pillars 1 & 2) from 1/6/2020: ALL AGES



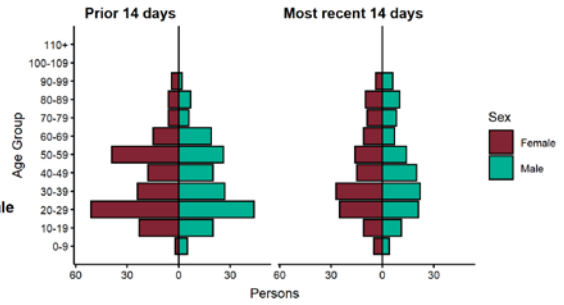
Daily cases (pillars 1 & 2) from 1/6/2020: 60+ YEARS ONLY **NOTE: different y-axis scale**



— Total 7 day moving average (P1 + P2) ■ period with incomplete data ■ Pillar 1 ■ Pillar 2



Age-sex pyramid for confirmed cases in past 14 days (November 16 2020 to November 29 2020) and prior 14 days (November 02 2020 to November 15 2020) 12 persons excluded due to missing gender or age.

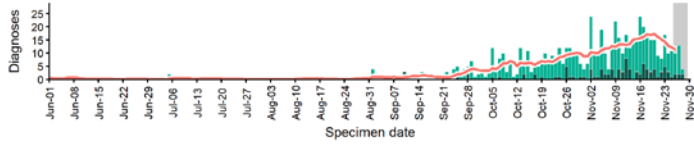


Data from SGSS. Produced by Outbreak Surveillance Team, PHE

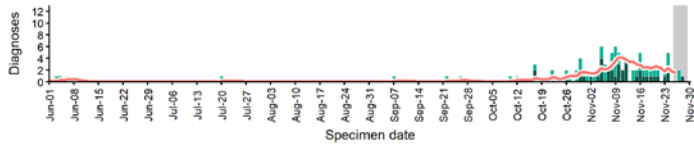
Daily cases, persons tested and positivity, Forest of Dean : 01 June to 29 Nov 2020

FOREST OF DEAN Cases and persons tested up to November 29 2020

Daily cases (pillars 1 & 2) from 1/6/2020: ALL AGES

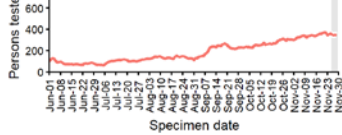


Daily cases (pillars 1 & 2) from 1/6/2020: 60+ YEARS ONLY **NOTE: different y-axis scale**

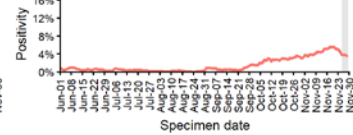


— Total 7 day moving average (P1 + P2) ■ period with incomplete data ■ Pillar 1 ■ Pillar 2

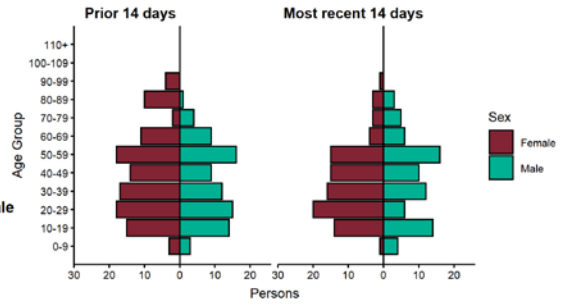
Persons tested from 1/6/2020



Daily positivity from 1/6/2020



Age-sex pyramid for confirmed cases in past 14 days (November 16 2020 to November 29 2020) and prior 14 days (November 02 2020 to November 15 2020) 4 persons excluded due to missing gender or age.

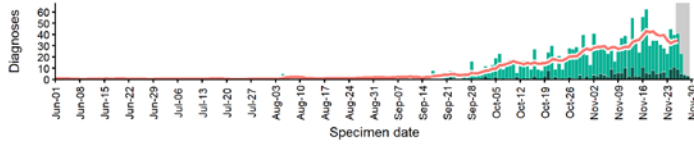


Data from SGSS. Produced by Outbreak Surveillance Team, PHE

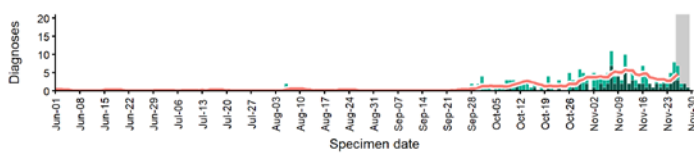
Daily cases, persons tested and positivity, Gloucester : 01 June to 29 Nov 2020

GLOUCESTER Cases and persons tested up to November 29 2020

Daily cases (pillars 1 & 2) from 1/6/2020: ALL AGES

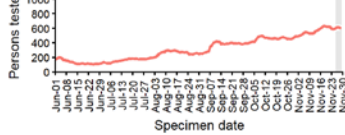


Daily cases (pillars 1 & 2) from 1/6/2020: 60+ YEARS ONLY **NOTE: different y-axis scale**

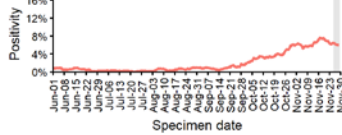


— Total 7 day moving average (P1 + P2) ■ period with incomplete data ■ Pillar 1 ■ Pillar 2

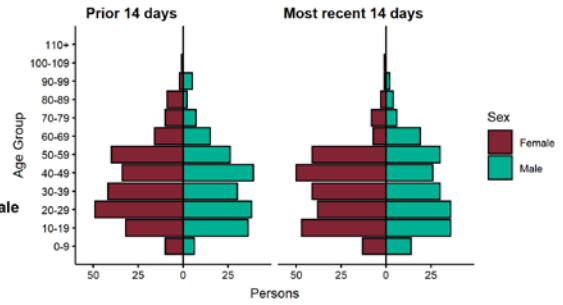
Persons tested from 1/6/2020



Daily positivity from 1/6/2020



Age-sex pyramid for confirmed cases in past 14 days (November 16 2020 to November 29 2020) and prior 14 days (November 02 2020 to November 15 2020) 5 persons excluded due to missing gender or age.

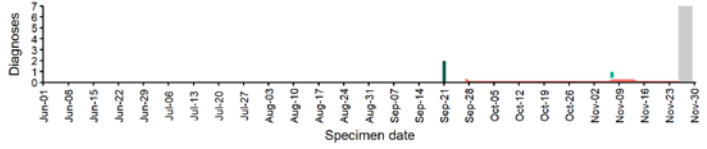


Data from SGSS. Produced by Outbreak Surveillance Team, PHE

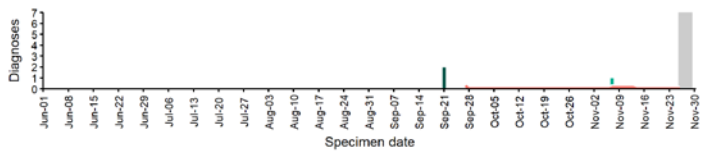
Daily cases, persons tested and positivity, Isles of Scilly : 01 June to 29 Nov 2020

ISLES OF SCILLY Cases and persons tested up to November 29 2020

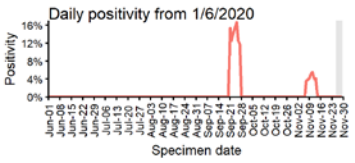
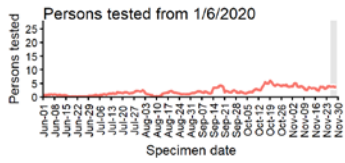
Daily cases (pillars 1 & 2) from 1/6/2020: ALL AGES



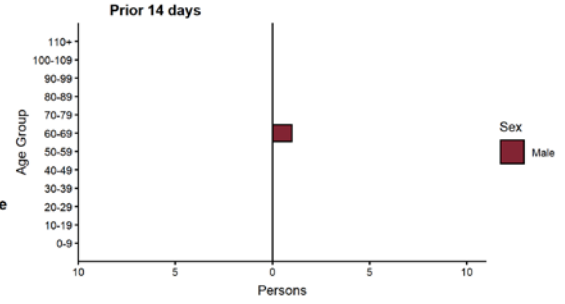
Daily cases (pillars 1 & 2) from 1/6/2020: 60+ YEARS ONLY **NOTE: different y-axis scale**



— Total 7 day moving average (P1 + P2) █ period with incomplete data █ Pillar 1 █ Pillar 2



Age-sex pyramid for confirmed cases in past 14 days (November 16 2020 to November 29 2020) and prior 14 days (November 02 2020 to November 15 2020) 0 persons excluded due to missing gender or age.

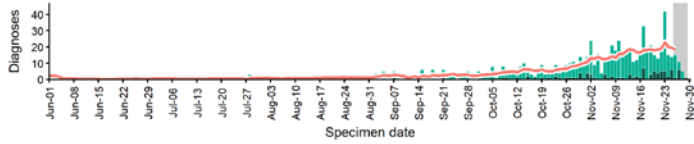


Data from SGSS. Produced by Outbreak Surveillance Team, PHE

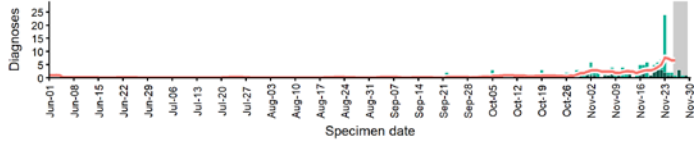
Daily cases, persons tested and positivity, Mendip : 01 June to 29 Nov 2020

MENDIP Cases and persons tested up to November 29 2020

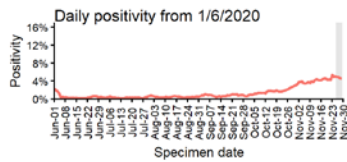
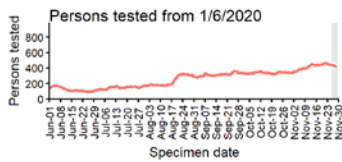
Daily cases (pillars 1 & 2) from 1/6/2020: ALL AGES



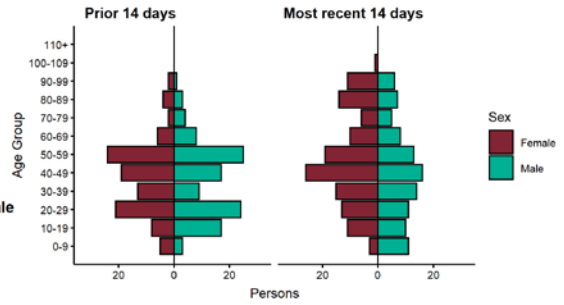
Daily cases (pillars 1 & 2) from 1/6/2020: 60+ YEARS ONLY **NOTE: different y-axis scale**



— Total 7 day moving average (P1 + P2) ■ period with incomplete data ■ Pillar 1 ■ Pillar 2



Age-sex pyramid for confirmed cases in past 14 days (November 16 2020 to November 29 2020) and prior 14 days (November 02 2020 to November 15 2020) 6 persons excluded due to missing gender or age.

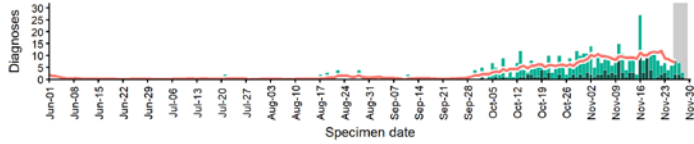


Data from SGSS. Produced by Outbreak Surveillance Team, PHE

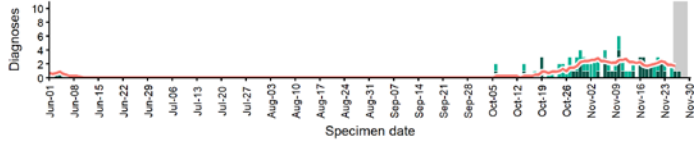
Daily cases, persons tested and positivity, Mid Devon : 01 June to 29 Nov 2020

MID DEVON Cases and persons tested up to November 29 2020

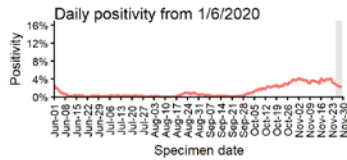
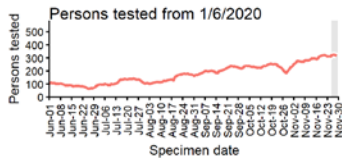
Daily cases (pillars 1 & 2) from 1/6/2020: ALL AGES



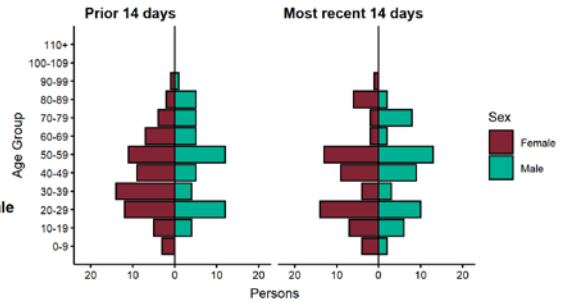
Daily cases (pillars 1 & 2) from 1/6/2020: 60+ YEARS ONLY **NOTE: different y-axis scale**



— Total 7 day moving average (P1 + P2) ■ period with incomplete data ■ Pillar 1 ■ Pillar 2



Age-sex pyramid for confirmed cases in past 14 days (November 16 2020 to November 29 2020) and prior 14 days (November 02 2020 to November 15 2020) 1 persons excluded due to missing gender or age.

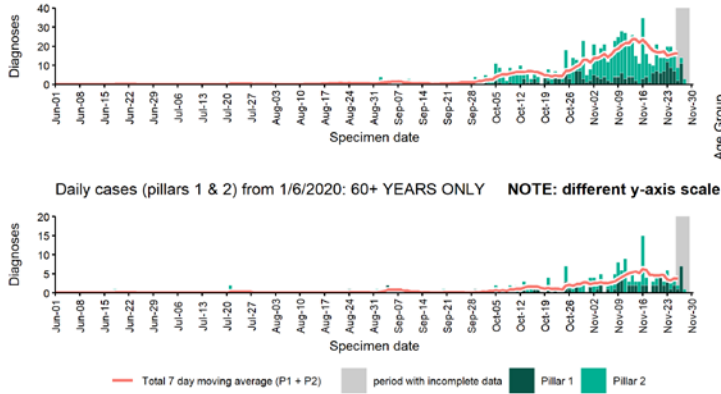


Data from SGSS. Produced by Outbreak Surveillance Team, PHE

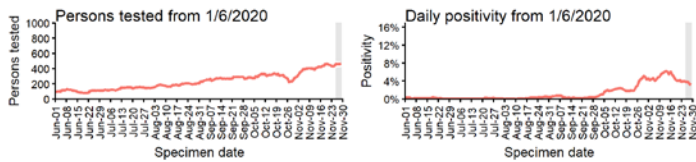
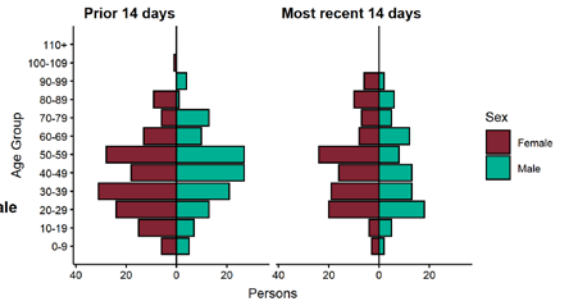
Daily cases, persons tested and positivity, North Devon : 01 June to 29 Nov 2020

NORTH DEVON Cases and persons tested up to November 29 2020

Daily cases (pillars 1 & 2) from 1/6/2020: ALL AGES



Age-sex pyramid for confirmed cases in past 14 days (November 16 2020 to November 29 2020) and prior 14 days (November 02 2020 to November 15 2020) 1 persons excluded due to missing gender or age.

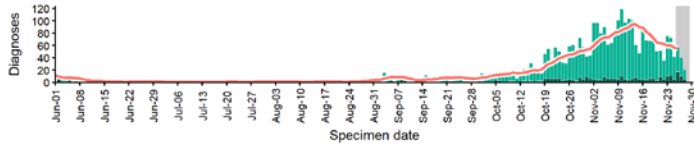


Data from SGSS. Produced by Outbreak Surveillance Team, PHE

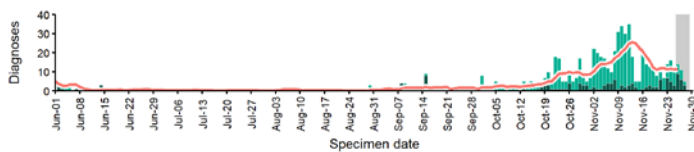
Daily cases, persons tested and positivity, North Somerset : 01 June to 29 Nov 2020

NORTH SOMERSET Cases and persons tested up to November 29 2020

Daily cases (pillars 1 & 2) from 1/6/2020: ALL AGES

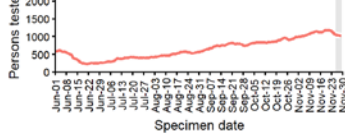


Daily cases (pillars 1 & 2) from 1/6/2020: 60+ YEARS ONLY **NOTE: different y-axis scale**

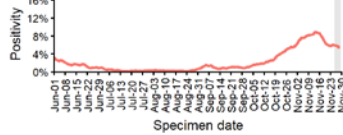


— Total 7 day moving average (P1 + P2) ■ period with incomplete data ■ Pillar 1 ■ Pillar 2

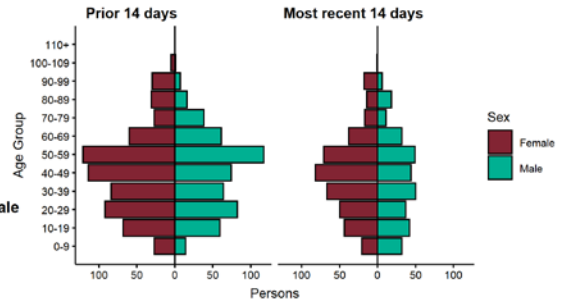
Persons tested from 1/6/2020



Daily positivity from 1/6/2020



Age-sex pyramid for confirmed cases in past 14 days (November 16 2020 to November 29 2020) and prior 14 days (November 02 2020 to November 15 2020) 4 persons excluded due to missing gender or age.

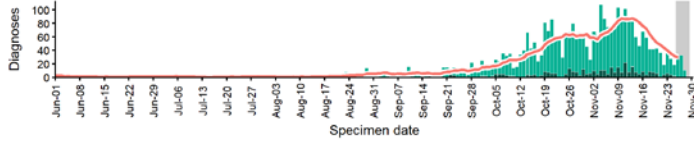


Data from SGSS. Produced by Outbreak Surveillance Team, PHE

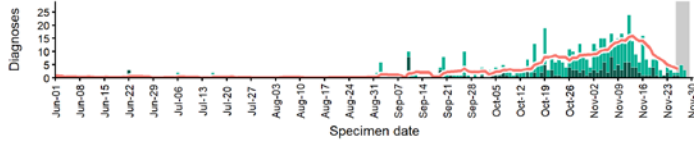
Daily cases, persons tested and positivity, Plymouth : 01 June to 29 Nov 2020

PLYMOUTH Cases and persons tested up to November 29 2020

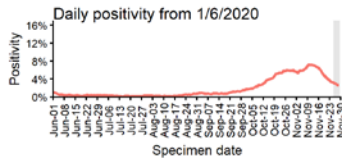
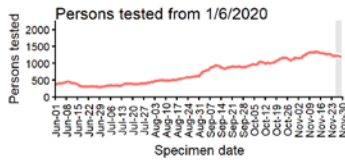
Daily cases (pillars 1 & 2) from 1/6/2020: ALL AGES



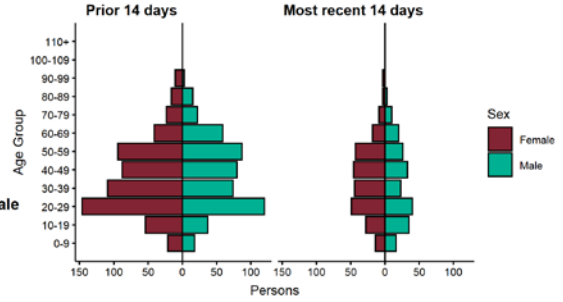
Daily cases (pillars 1 & 2) from 1/6/2020: 60+ YEARS ONLY **NOTE: different y-axis scale**



— Total 7 day moving average (P1 + P2) ■ period with incomplete data ■ Pillar 1 ■ Pillar 2



Age-sex pyramid for confirmed cases in past 14 days (November 16 2020 to November 29 2020) and prior 14 days (November 02 2020 to November 15 2020) 3 persons excluded due to missing gender or age.

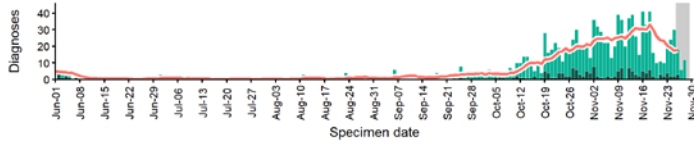


Data from SGSS. Produced by Outbreak Surveillance Team, PHE

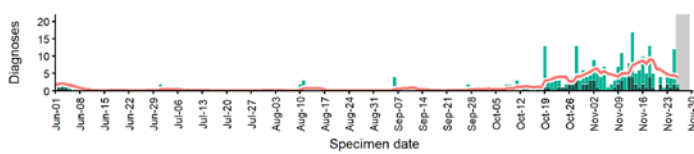
Daily cases, persons tested and positivity, Sedgemoor : 01 June to 29 Nov 2020

SEDGEMOOR Cases and persons tested up to November 29 2020

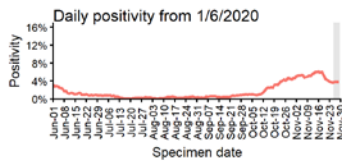
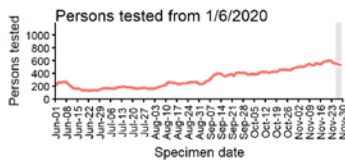
Daily cases (pillars 1 & 2) from 1/6/2020: ALL AGES



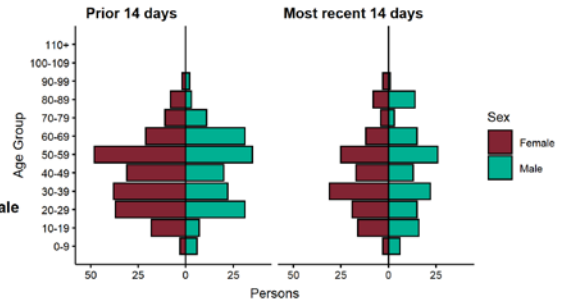
Daily cases (pillars 1 & 2) from 1/6/2020: 60+ YEARS ONLY **NOTE: different y-axis scale**



— Total 7 day moving average (P1 + P2) ■ period with incomplete data ■ Pillar 1 ■ Pillar 2



Age-sex pyramid for confirmed cases in past 14 days (November 16 2020 to November 29 2020) and prior 14 days (November 02 2020 to November 15 2020) 4 persons excluded due to missing gender or age.

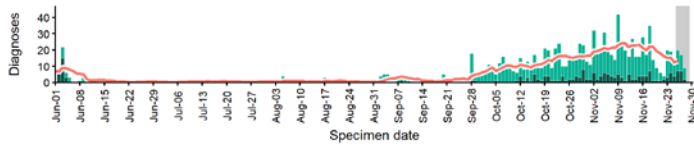


Data from SGSS. Produced by Outbreak Surveillance Team, PHE

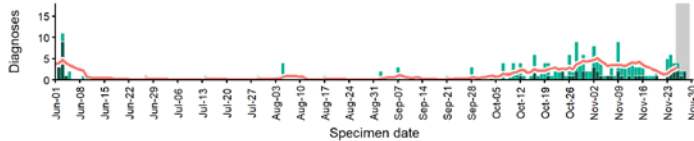
Daily cases, persons tested and positivity, Somerset West and Taunton : 01 June to 29 Nov 2020

SOMERSET WEST AND TAUNTON Cases and persons tested up to November 29 2020

Daily cases (pillars 1 & 2) from 1/6/2020: ALL AGES

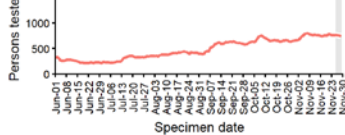


Daily cases (pillars 1 & 2) from 1/6/2020: 60+ YEARS ONLY **NOTE: different y-axis scale**

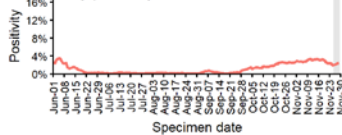


— Total 7 day moving average (P1 + P2) ■ period with incomplete data ■ Pillar 1 ■ Pillar 2

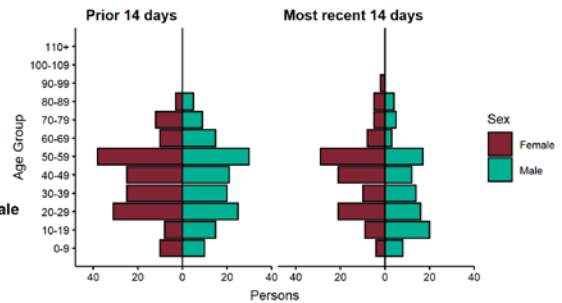
Persons tested from 1/6/2020



Daily positivity from 1/6/2020



Age-sex pyramid for confirmed cases in past 14 days (November 16 2020 to November 29 2020) and prior 14 days (November 02 2020 to November 15 2020) 0 persons excluded due to missing gender or age.

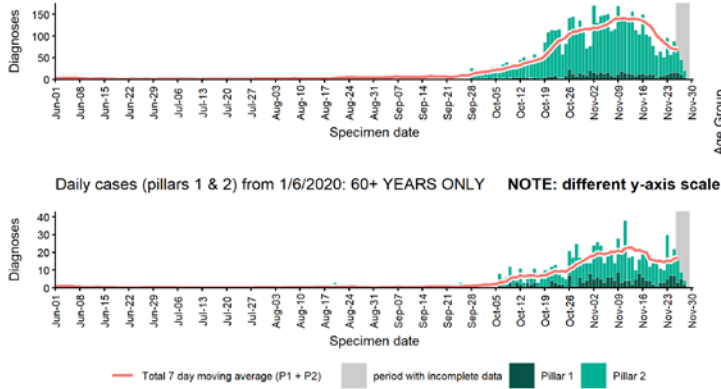


Data from SGSS. Produced by Outbreak Surveillance Team, PHE

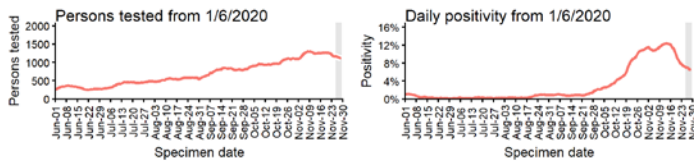
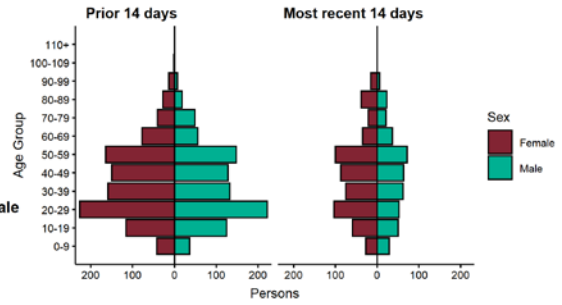
Daily cases, persons tested and positivity, South Gloucestershire : 01 June to 29 Nov 2020

SOUTH GLOUCESTERSHIRE Cases and persons tested up to November 29 2020

Daily cases (pillars 1 & 2) from 1/6/2020: ALL AGES



Age-sex pyramid for confirmed cases in past 14 days (November 16 2020 to November 29 2020) and prior 14 days (November 02 2020 to November 15 2020) 7 persons excluded due to missing gender or age.

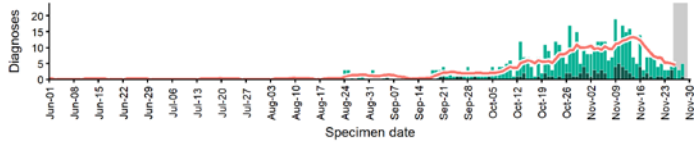


Data from SGSS. Produced by Outbreak Surveillance Team, PHE

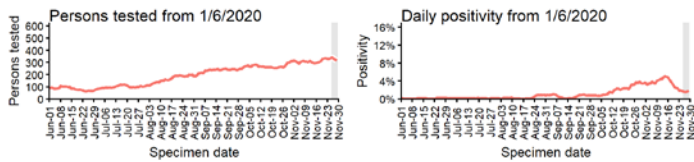
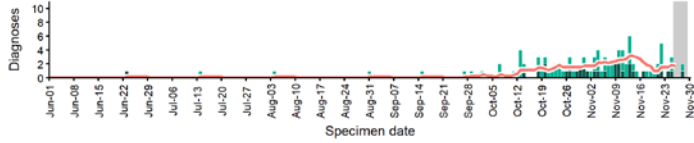
Daily cases, persons tested and positivity, South Hams : 01 June to 29 Nov 2020

SOUTH HAMS Cases and persons tested up to November 29 2020

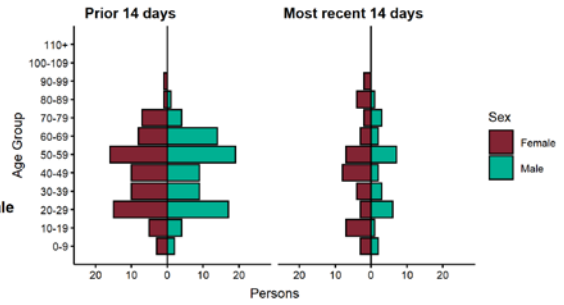
Daily cases (pillars 1 & 2) from 1/6/2020: ALL AGES



Daily cases (pillars 1 & 2) from 1/6/2020: 60+ YEARS ONLY **NOTE: different y-axis scale**



Age-sex pyramid for confirmed cases in past 14 days (November 16 2020 to November 29 2020) and prior 14 days (November 02 2020 to November 15 2020) 1 persons excluded due to missing gender or age.

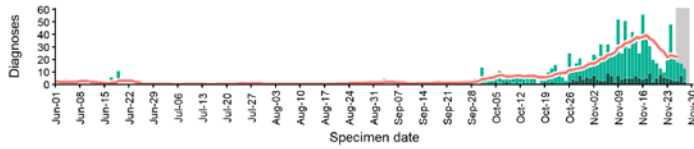


Data from SGSS. Produced by Outbreak Surveillance Team, PHE

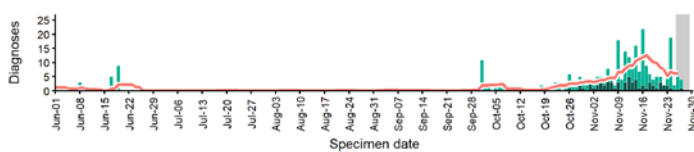
Daily cases, persons tested and positivity, South Somerset : 01 June to 29 Nov 2020

SOUTH SOMERSET Cases and persons tested up to November 29 2020

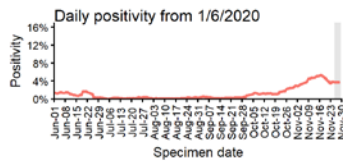
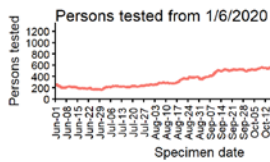
Daily cases (pillars 1 & 2) from 1/6/2020: ALL AGES



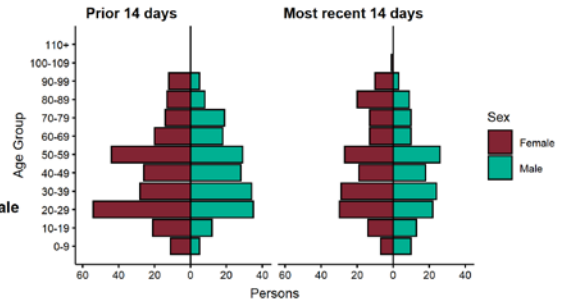
Daily cases (pillars 1 & 2) from 1/6/2020: 60+ YEARS ONLY **NOTE: different y-axis scale**



— Total 7 day moving average (P1 + P2) ■ period with incomplete data ■ Pillar 1 ■ Pillar 2



Age-sex pyramid for confirmed cases in past 14 days (November 16 2020 to November 29 2020) and prior 14 days (November 02 2020 to November 15 2020) 1 persons excluded due to missing gender or age.

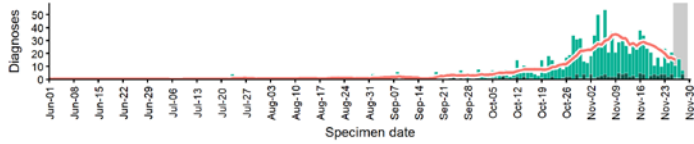


Data from SGSS. Produced by Outbreak Surveillance Team, PHE

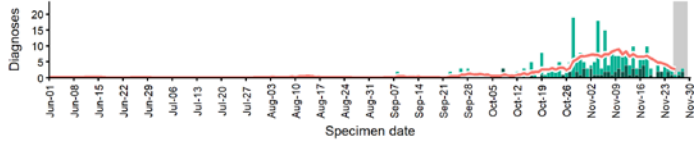
Daily cases, persons tested and positivity, Stroud : 01 June to 29 Nov 2020

STROUD Cases and persons tested up to November 29 2020

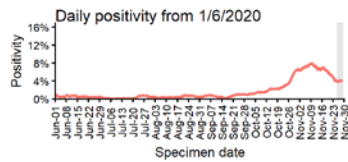
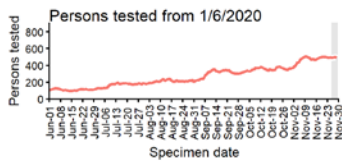
Daily cases (pillars 1 & 2) from 1/6/2020: ALL AGES



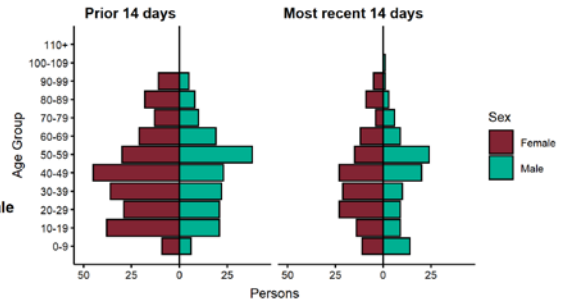
Daily cases (pillars 1 & 2) from 1/6/2020: 60+ YEARS ONLY **NOTE: different y-axis scale**



— Total 7 day moving average (P1 + P2) ■ period with incomplete data ■ Pillar 1 ■ Pillar 2



Age-sex pyramid for confirmed cases in past 14 days (November 16 2020 to November 29 2020) and prior 14 days (November 02 2020 to November 15 2020) 4 persons excluded due to missing gender or age.

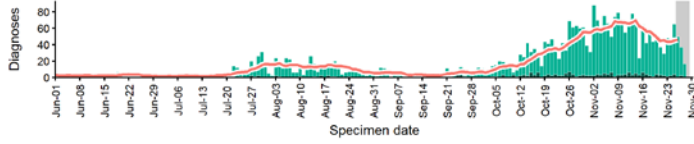


Data from SGSS. Produced by Outbreak Surveillance Team, PHE

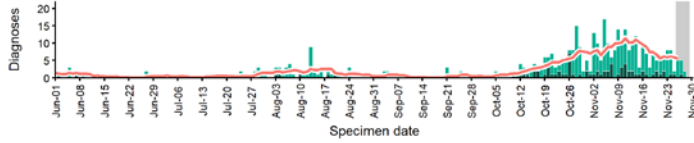
Daily cases, persons tested and positivity, Swindon : 01 June to 29 Nov 2020

SWINDON Cases and persons tested up to November 29 2020

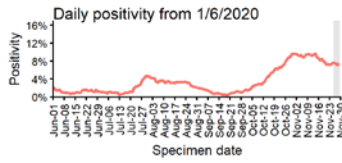
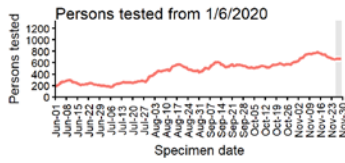
Daily cases (pillars 1 & 2) from 1/6/2020: ALL AGES



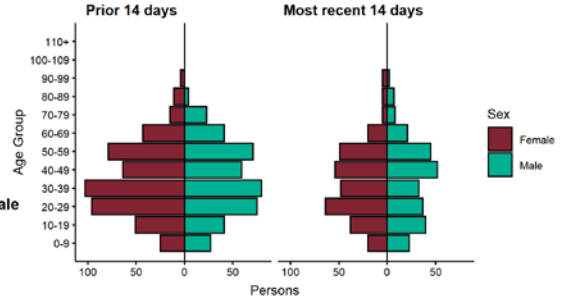
Daily cases (pillars 1 & 2) from 1/6/2020: 60+ YEARS ONLY **NOTE: different y-axis scale**



— Total 7 day moving average (P1 + P2) ■ period with incomplete data ■ Pillar 1 ■ Pillar 2



Age-sex pyramid for confirmed cases in past 14 days (November 16 2020 to November 29 2020) and prior 14 days (November 02 2020 to November 15 2020) 3 persons excluded due to missing gender or age.

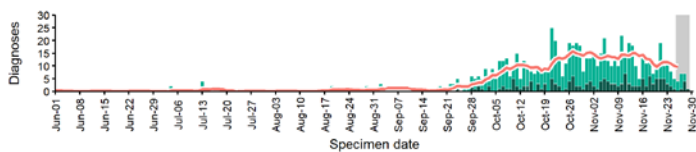


Data from SGSS. Produced by Outbreak Surveillance Team, PHE

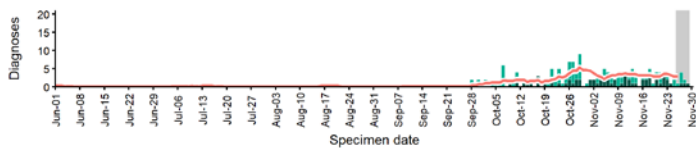
Daily cases, persons tested and positivity, Teignbridge : 01 June to 29 Nov 2020

TEIGNBRIDGE Cases and persons tested up to November 29 2020

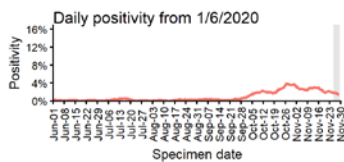
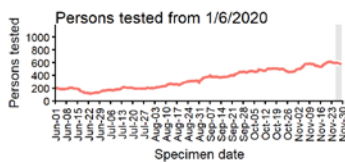
Daily cases (pillars 1 & 2) from 1/6/2020: ALL AGES



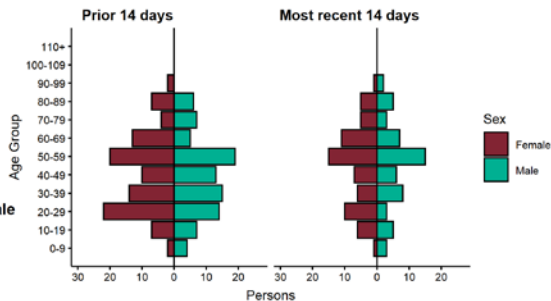
Daily cases (pillars 1 & 2) from 1/6/2020: 60+ YEARS ONLY **NOTE: different y-axis scale**



— Total 7 day moving average (P1 + P2) ■ period with incomplete data ■ Pillar 1 ■ Pillar 2



Age-sex pyramid for confirmed cases in past 14 days (November 16 2020 to November 29 2020) and prior 14 days (November 02 2020 to November 15 2020) 1 persons excluded due to missing gender or age.

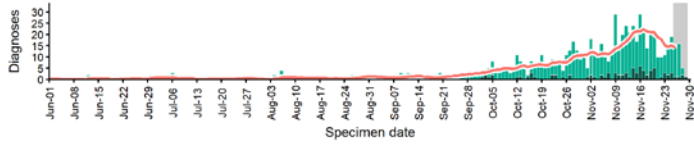


Data from SGSS. Produced by Outbreak Surveillance Team, PHE

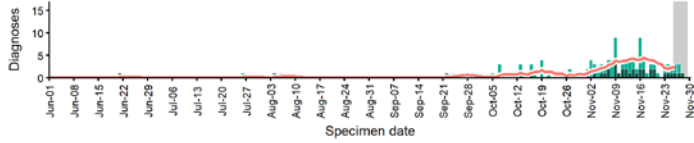
Daily cases, persons tested and positivity, Tewkesbury : 01 June to 29 Nov 2020

TEWKESBURY Cases and persons tested up to November 29 2020

Daily cases (pillars 1 & 2) from 1/6/2020: ALL AGES

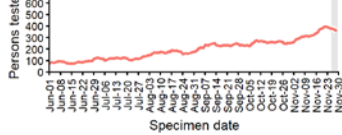


Daily cases (pillars 1 & 2) from 1/6/2020: 60+ YEARS ONLY **NOTE: different y-axis scale**

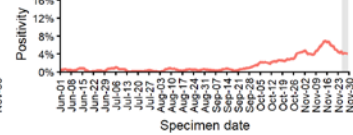


— Total 7 day moving average (P1 + P2) ■ period with incomplete data ■ Pillar 1 ■ Pillar 2

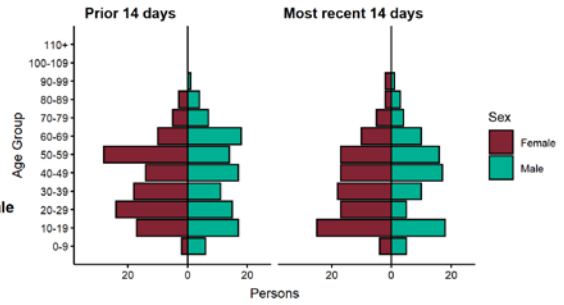
Persons tested from 1/6/2020



Daily positivity from 1/6/2020



Age-sex pyramid for confirmed cases in past 14 days (November 16 2020 to November 29 2020) and prior 14 days (November 02 2020 to November 15 2020) 1 persons excluded due to missing gender or age.

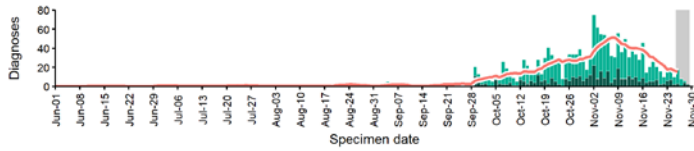


Data from SGSS. Produced by Outbreak Surveillance Team, PHE

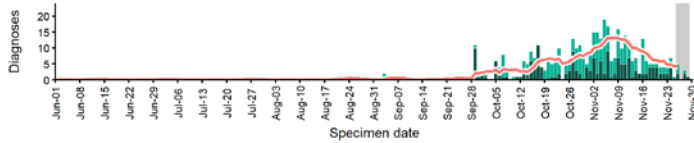
Daily cases, persons tested and positivity, Torbay : 01 June to 29 Nov 2020

TORBAY Cases and persons tested up to November 29 2020

Daily cases (pillars 1 & 2) from 1/6/2020: ALL AGES

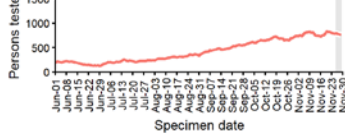


Daily cases (pillars 1 & 2) from 1/6/2020: 60+ YEARS ONLY **NOTE: different y-axis scale**

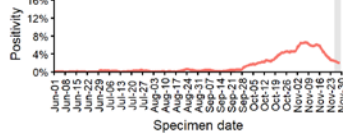


— Total 7 day moving average (P1 + P2) ■ period with incomplete data ■ Pillar 1 ■ Pillar 2

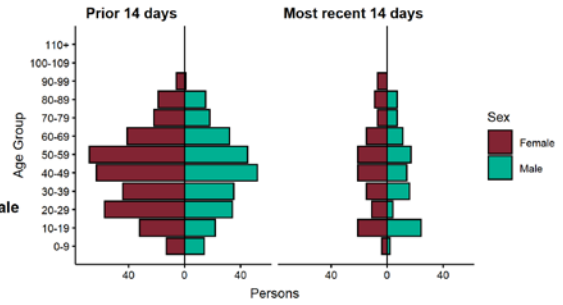
Persons tested from 1/6/2020



Daily positivity from 1/6/2020



Age-sex pyramid for confirmed cases in past 14 days (November 16 2020 to November 29 2020) and prior 14 days (November 02 2020 to November 15 2020) 1 persons excluded due to missing gender or age.

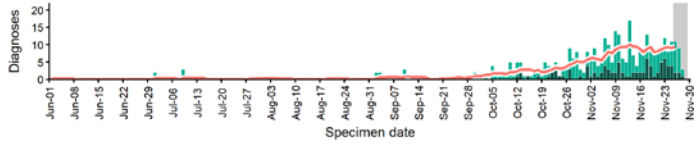


Data from SGSS. Produced by Outbreak Surveillance Team, PHE

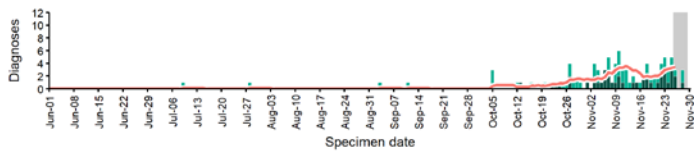
Daily cases, persons tested and positivity, Torridge : 01 June to 29 Nov 2020

TORRIDGE Cases and persons tested up to November 29 2020

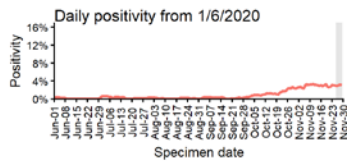
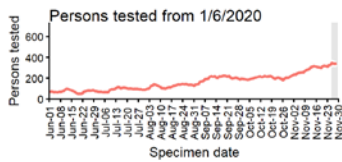
Daily cases (pillars 1 & 2) from 1/6/2020: ALL AGES



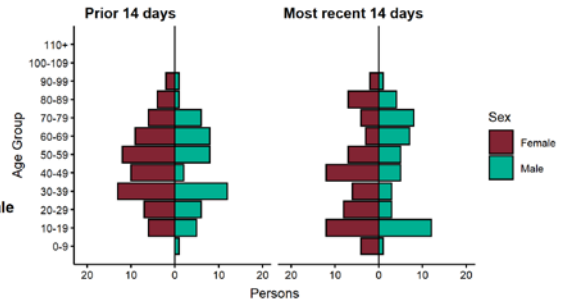
Daily cases (pillars 1 & 2) from 1/6/2020: 60+ YEARS ONLY **NOTE: different y-axis scale**



— Total 7 day moving average (P1 + P2) ■ period with incomplete data ■ Pillar 1 ■ Pillar 2



Age-sex pyramid for confirmed cases in past 14 days (November 16 2020 to November 29 2020) and prior 14 days (November 02 2020 to November 15 2020) 1 persons excluded due to missing gender or age.

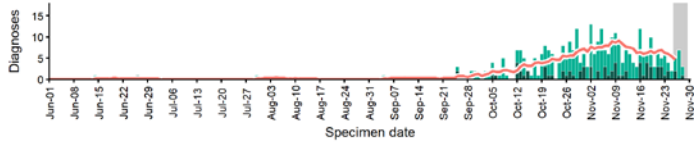


Data from SGSS. Produced by Outbreak Surveillance Team, PHE

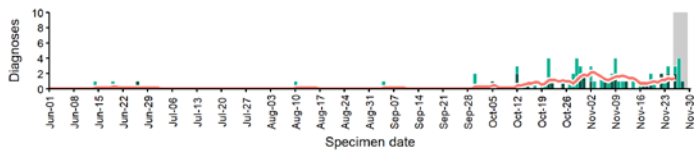
Daily cases, persons tested and positivity, West Devon : 01 June to 29 Nov 2020

WEST DEVON Cases and persons tested up to November 29 2020

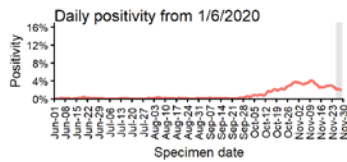
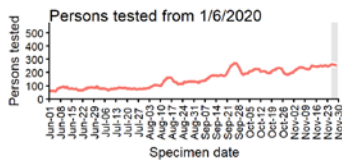
Daily cases (pillars 1 & 2) from 1/6/2020: ALL AGES



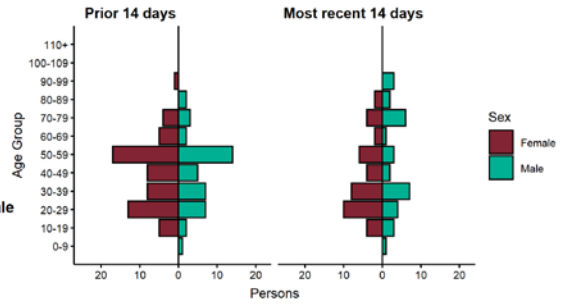
Daily cases (pillars 1 & 2) from 1/6/2020: 60+ YEARS ONLY **NOTE: different y-axis scale**



— Total 7 day moving average (P1 + P2) ■ period with incomplete data ■ Pillar 1 ■ Pillar 2



Age-sex pyramid for confirmed cases in past 14 days (November 16 2020 to November 29 2020) and prior 14 days (November 02 2020 to November 15 2020) 5 persons excluded due to missing gender or age.

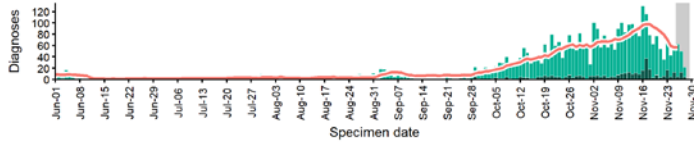


Data from SGSS. Produced by Outbreak Surveillance Team, PHE

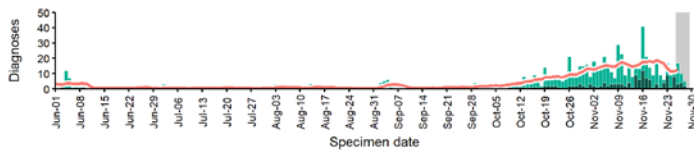
Daily cases, persons tested and positivity, Wiltshire : 01 June to 29 Nov 2020

WILTSHIRE Cases and persons tested up to November 29 2020

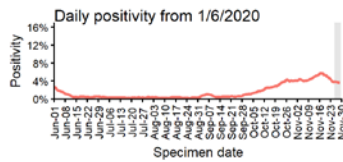
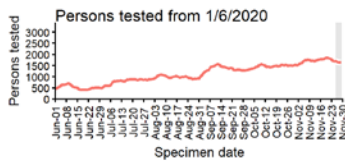
Daily cases (pillars 1 & 2) from 1/6/2020: ALL AGES



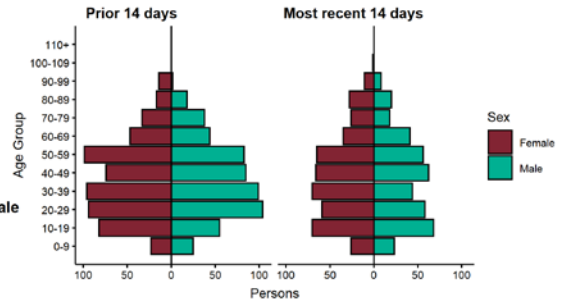
Daily cases (pillars 1 & 2) from 1/6/2020: 60+ YEARS ONLY **NOTE: different y-axis scale**



— Total 7 day moving average (P1 + P2) ■ period with incomplete data ■ Pillar 1 ■ Pillar 2



Age-sex pyramid for confirmed cases in past 14 days (November 16 2020 to November 29 2020) and prior 14 days (November 02 2020 to November 15 2020) 3 persons excluded due to missing gender or age.



Data from SGSS. Produced by Outbreak Surveillance Team, PHE

© Crown copyright 2020

www.gov.uk/dhsc

This publication is licensed under the terms of the Open Government Licence v3.0 except where otherwise stated. To view this licence, visit nationalarchives.gov.uk/doc/open-government-licence/version/3

Where we have identified any third party copyright information you will need to obtain permission from the copyright holders concerned.

OGL