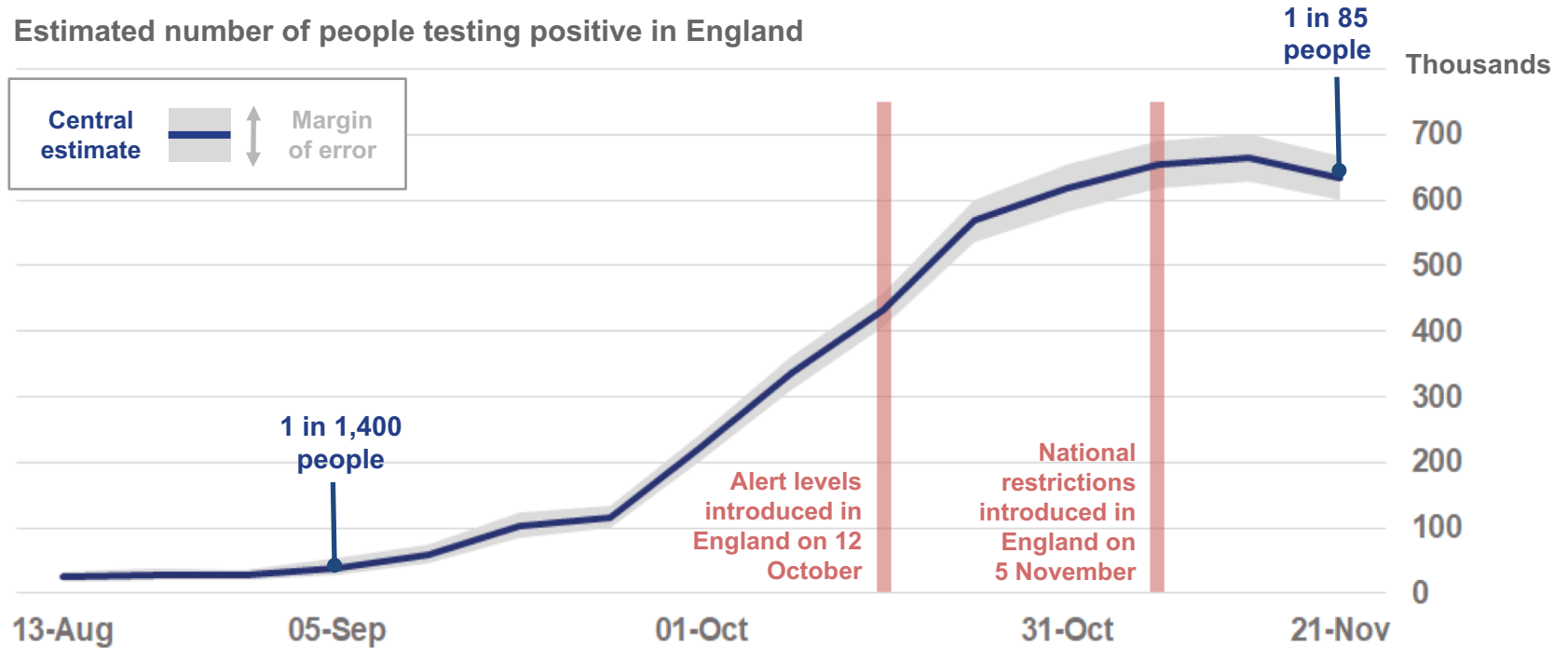


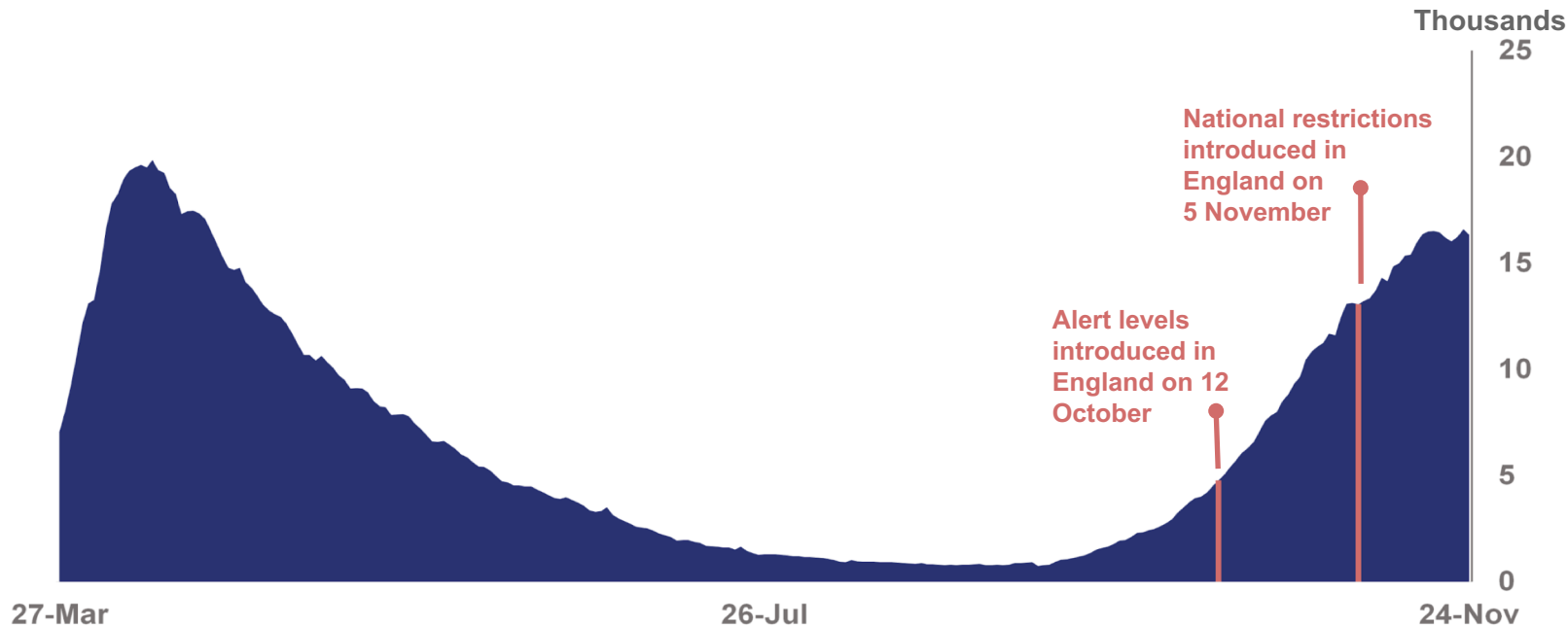
The number of people testing positive for COVID-19 increased after the summer. There are signs it is now levelling off.

Estimated number of people testing positive in England

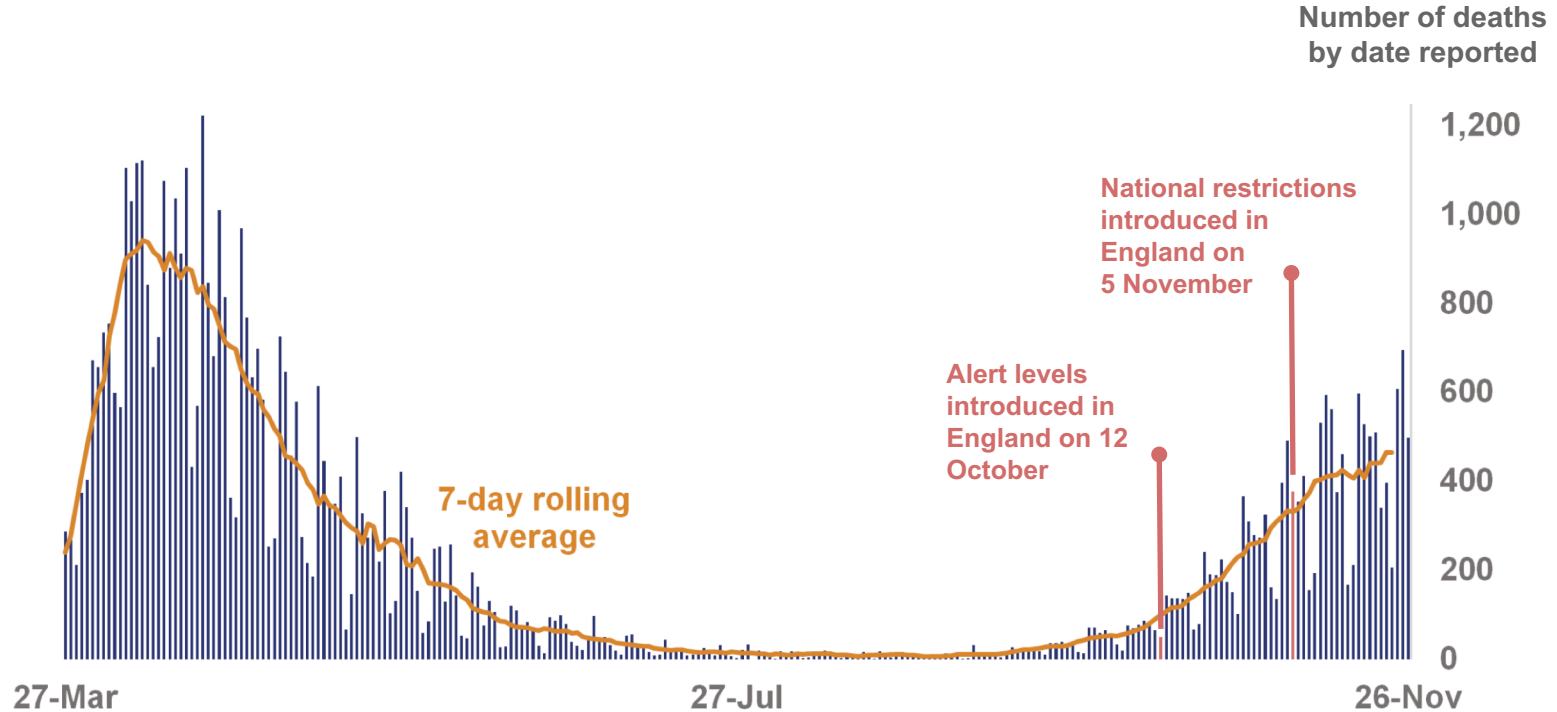


The number of patients in hospital with COVID-19 is still high

Number of patients in hospital with COVID-19 in the UK



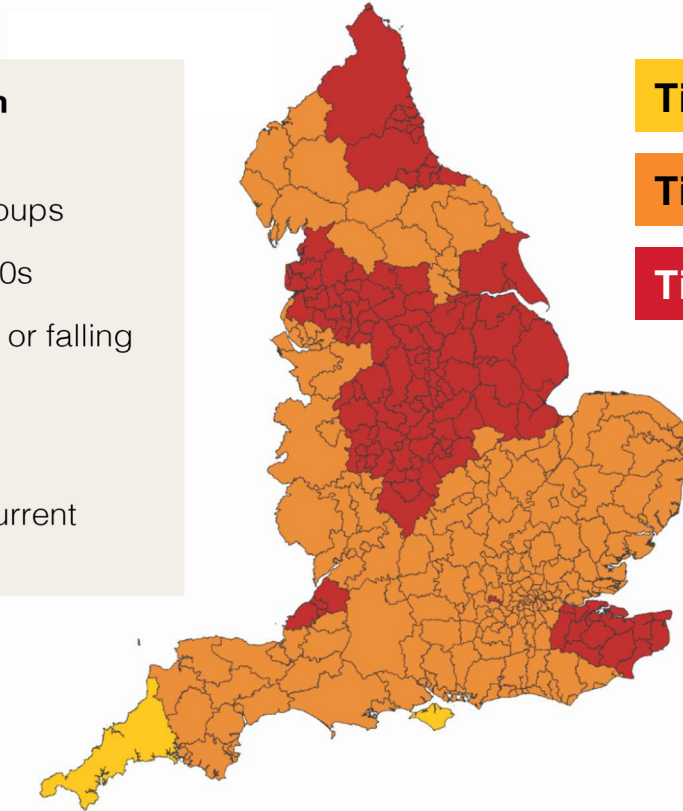
The number of deaths within 28 days of a positive COVID-19 test in the UK remains high



Local restriction tiers in England, from Wednesday 2 December

Decisions will primarily be made on these five indicators

- 1 Case detection rates in all age groups
- 2 Case detection rates in the over 60s
- 3 The rate at which cases are rising or falling
- 4 Positivity rate
(the number of positive cases detected as a percentage of tests taken)
- 5 Pressure on the NHS, including current and projected occupancy



Tier 1 - Medium

Tier 2 - High

Tier 3 - Very High

Statistical notes

Estimated number of people testing positive for COVID-19 in England:

We provide 95% credible intervals because the figures are based on a model from a sample of people. A credible interval is calculated so that there is a 95% probability of the true value lying in the interval.

The estimates refer to infections reported in the community in private households. These estimates exclude infections reported in hospitals, care homes or other institutional settings.

To improve stability in our modelling while maintaining relative timeliness of our estimates, we are reporting our official estimates based on the midpoint of the reference week. This week, the reference day for positivity rates is Wednesday 18 November 2020.

In the most recent two weeks, the sample size for England was 169,313 participants from 86,813 households.

Patients in hospital with COVID-19, UK:

Total number of people in hospital with COVID-19 in the UK.

Definitions are not always consistent between the four nations.

England data only include NHS Hospital Acute Trusts with a type 1 A&E department and are reported daily by trusts to NHS England and NHS Improvement.

Welsh data include confirmed COVID-19 patients in acute hospitals only, including those recovering.

COVID-19 deaths within 28 days of a positive test, UK:

Number of deaths of people who had a positive test result for COVID-19 and died within 28 days of the first positive test. The 7-day rolling mean average of daily deaths is plotted on the chart on the middle day of each seven day period. The daily UK deaths chart is based on when the death is reported, not the date of death or when it was registered.

Further information and data

UK - [COVID-19 in the UK](#)

Welsh Government - [NHS activity and capacity during the COVID-19 pandemic](#)

Scottish Government - [COVID-19 daily data for Scotland](#)

Northern Ireland - [COVID-19 statistics](#)