



## Smart Meter Statistics in Great Britain: Quarterly Report to end September 2020

26<sup>th</sup> November 2020

Official Statistics

This report includes an update from all large suppliers in the Great Britain energy market at end of Q3 2020, with data from small suppliers up to end 2019

As of 30 September 2020, there were **22.2 million** smart and advanced meters in homes and small businesses in Great Britain, of which **18.0 million** were smart in smart mode or advanced meters

A **third** of all meters are smart meters in smart mode or advanced meters, rising to **40%** when including smart meters in traditional mode

In Q3 2020 large suppliers installed:



### Domestic

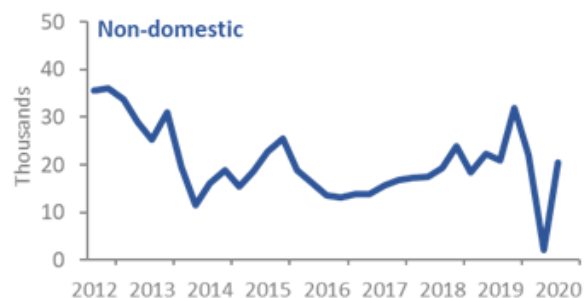
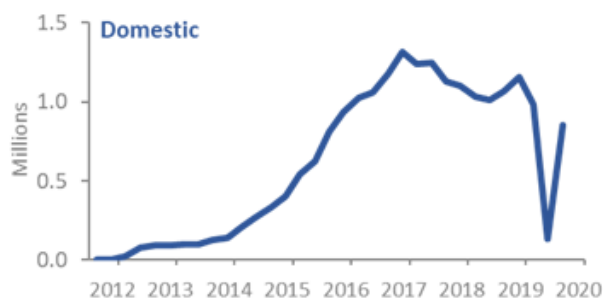
**856,000** smart meters  
**213,000** less than Q3 2019



### Non-domestic

**21,000** smart/advanced meters  
**250** less than Q3 2019

Installation numbers were severely impacted in Q2 2020 due to the coronavirus (COVID-19) pandemic. They have rebounded in Q3 2020 and for domestic installations are 80% of the total for the same period in 2019, while non-domestic installations are equivalent to the volumes seen a year ago



### What you need to know about these statistics:

This quarterly release includes information on the number of smart meters installed in domestic properties and smaller non-domestic sites during the third quarter of 2020 by the 16 largest energy suppliers, as well as the total number of meters operated by large suppliers on 30 September 2020. The report also includes information for small suppliers to the end of 2019.

# Contents

Introduction	3
Meters in operation	4
Operational meters in domestic properties	4
Operational meters in smaller non-domestic sites	6
Meters installed	7
Meters installed in domestic properties	7
Meters installed in smaller non-domestic properties	8
Accompanying tables	9
Technical information	9
Energy Suppliers included in this report	10
Definitions	11
Further information	12
Future updates to these statistics	12
Related statistics	12
Revisions policy	13
Uses of these statistics	13
User engagement	13
Pre-release access to statistics	13
Contact	13

# Introduction

This quarterly release presents statistics on the roll-out of smart meters in Great Britain. It reports the number of smart meters installed in domestic properties and smaller non-domestic sites during the third quarter of 2020 by the 16 large energy suppliers (see [Definitions](#) section for more details), as well as the total number of meters they operated on 30 September 2020. The report also includes information from small suppliers to end 2019.

The replacement of traditional gas and electricity meters with smart meters is an essential national infrastructure upgrade for Great Britain that will help make our energy system cheaper, cleaner and more reliable. Smart meters are the next generation of gas and electricity meters and offer a range of intelligent functions. For example, they can tell customers how much energy they are using in pounds and pence through an In-Home Display (IHD). This information helps customers manage their energy use, save money and reduce emissions. Smart meters communicate automatically with energy suppliers, which avoids manual meter reads and provides customers with accurate bills.

Smart meters also support the transition to a low-carbon energy system by unlocking new approaches to managing demand. Products such as smart 'time of use' tariffs incentivise consumers to save money by using energy away from peak times and enable technologies such as electric vehicles and smart appliances to be cost-effectively integrated with renewable energy sources.

The successful delivery of smart metering benefits depends upon coordinated effort from a wide range of organisations. The Smart Metering Implementation Programme is led by the Department for Business, Energy & Industrial Strategy (BEIS), regulated by the Office of Gas and Electricity Markets (Ofgem), and delivered by energy suppliers. The majority of meter installations to date have been first generation smart meters (SMETS1). They have provided energy suppliers with valuable experience and are helping consumers save energy and money. Energy suppliers are now installing second generation smart meters (SMETS2) as the default choice.

Ahead of the national smart metering communications infrastructure being in place, the Government defined a standard, known as SMETS1, to ensure minimum common functionality and to stop the variability in the smart-type meters which some energy suppliers were already installing at that time. This was important to ensure a consistent consumer experience and for these meters to be later enrolled into the communications network and made interoperable between all energy suppliers.

SMETS1 meters are now being moved onto the national communications network, run by the Data Communications Company (DCC), so that consumers regain and keep smart services if they switch supplier. Meters are being enrolled remotely, without consumers needing to take any action, and priority is being given to those which have temporarily lost smart functionality. SMETS2 meters are connected to the DCC's network from the point of installation, so are already compatible between energy suppliers.

The next quarterly publication is planned for publication on 9 March 2021.

# Meters in operation

In the data tables accompanying this publication, Table 1 shows domestic meters operated by large suppliers, Table 3 shows non-domestic meters operated by large suppliers and Table 5 shows annual data on meters in operation, for both large and small suppliers. All tables also show the split by fuel and meter type.

As of 30 September 2020, there were **22.2 million** smart and advanced meters operating in Great Britain in homes and small businesses, of which **18.0 million** were smart meters operating in smart mode and advanced meters. This means that **33%** of all meters are smart in smart mode or advanced meters, with a further 8% of meters being smart meters in traditional mode (40% smart in total).<sup>1</sup> The number of smart meters operating in smart mode at the end of Q3 2020 has increased by 675,600 since the end of Q2 2020. Table 1 summarises how this total is calculated across domestic and non-domestic sectors and large and small suppliers. For a full breakdown including by fuel type, see Table 5 in the accompanying tables to this report.

**Table 1: 18 million smart meters in smart mode and advanced meters are operating at end Q3 2020**

*Great Britain, to end Q3 2020*

		Large Suppliers (to end Q3 2020)	Small Suppliers (to end Q4 2019)	Total
<b>Smart (smart mode) and advanced meters</b>	Domestic meters	16,253,000	469,000	<b>18,033,000</b>
	Non-domestic meters	1,001,000	310,000	
<b>Smart (traditional mode)</b>	Domestic meters	3,697,000	483,000	<b>4,211,000</b>
	Non-domestic meters	25,000	5,000	
<b>Total</b>		<b>20,976,000</b>	<b>1,269,000</b>	<b>22,245,000</b>

Source: Energy Suppliers reporting to BEIS

Smart meters can temporarily operate in traditional mode for several reasons including:

- customers switching to suppliers currently unable to operate the meter in smart mode,
- meters being unable to communicate via the wide area network at the point of reporting,
- customers having their meter installed in traditional mode,
- installed meters yet to be commissioned (e.g. in new build premises).

SMETS1 meters are being remotely moved onto the DCC's national network in order to restore smart services, and priority is being given to those which are temporarily operating in traditional mode.

## Operational meters in domestic properties

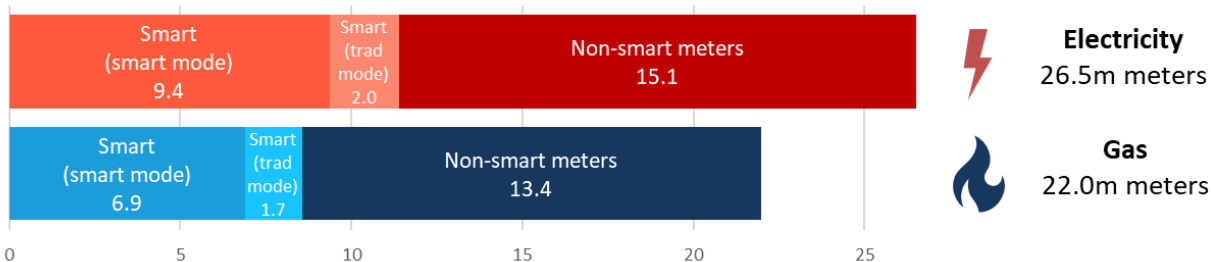
As of 30 September 2020, there were a total of 22.0 million gas meters and 26.5 million electricity meters operated by large energy suppliers in domestic properties across Great Britain. Figure 1 shows the breakdown of all large supplier-operated meters by different meter and fuel types.

<sup>1</sup> Note, statistics presented are independently rounded. This means the sum of their components may differ from the totals.

At the end of September 2020, 34% of all domestic meters operated by large energy suppliers were smart in smart mode (31% for gas and 35% for electricity). When including smart meters in traditional mode, this rises to 39% for gas, 43% for electricity and 41% overall. The number of smart meters operating in smart mode increased from the previous quarter by 4.3%, as shown in Figure 2. The latest figures show that 16.3 million domestic smart meters in smart mode are operated by large suppliers, 58% of which are electricity meters.

**Figure 1: Thirty-four percent of domestic meters are smart meters in smart mode**

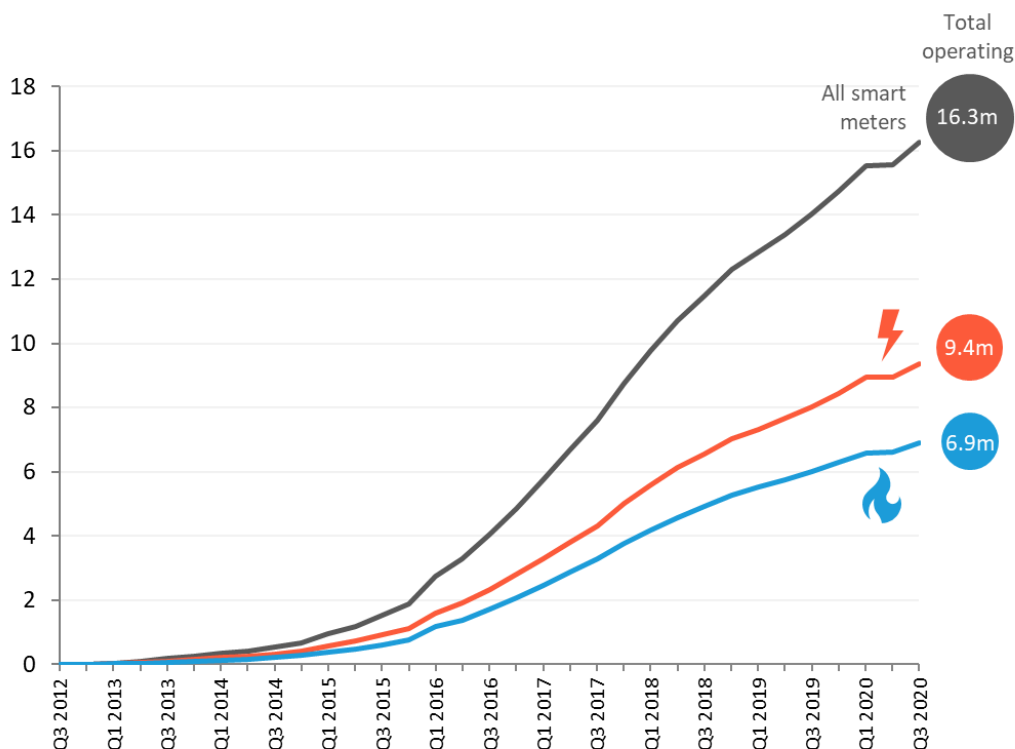
Great Britain, domestic meters operated by large energy suppliers  
Q3 2020, millions



Source: Energy Suppliers reporting to BEIS.

**Figure 2: Domestic smart meters operating in smart mode increases compared to Q2 2020**

Great Britain, domestic smart meters operated in smart mode by large suppliers  
Q3 2012 to Q3 2020, millions



Source: Energy Suppliers reporting to BEIS.

At the end of 2019, small suppliers reported operating a total of 469,300 smart meters in smart mode, with a further 483,400 in traditional mode. Collectively across both large and small energy suppliers there were 16.7 million smart meters operating in smart mode in domestic properties in Great Britain as at 30 September 2020, representing 32% of all domestic meters. When including smart meters in traditional mode, 40% of all domestic meters are smart.

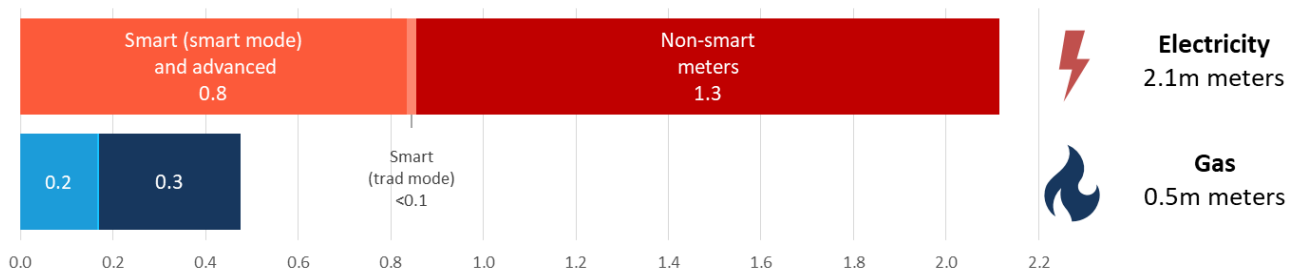
Industry information from the Data Communications Company (DCC) show that as of 30 September 2020, there were 5.3 million domestic SMETS2 meters connected to the system up by nearly 885,000 from the 4.4 million at the end of June 2020.

## Operational meters in smaller non-domestic sites

As at end of September 2020, there were just over 1.0 million smart meters operating in smart mode or advanced meters representing 39% of all non-domestic meters in operation by large suppliers (Figure 3). A greater proportion of electricity meters are smart or advanced than gas (39% versus 35%). When including smart meters in traditional mode, these percentages are almost unchanged since so few non-domestic meters are smart meters in traditional mode (electricity 41%, gas 36% and overall, 40%).

**Figure 3: Forty per cent of non-domestic meters are smart or advanced**

**Great Britain, non-domestic meters operated by large energy suppliers**  
Q3 2020, millions



Source: Energy Suppliers reporting to BEIS.

At the end of 2019, small energy suppliers reported operating a total of 310,400 smart meters in smart mode and advanced meters in smaller non-domestic sites. An additional 5,400 were smart meters operating in traditional mode. Collectively, both large and small energy suppliers were operating 1.31 million smart meters in smart mode and advanced meters across small non-domestic sites in Great Britain; 41% of their total meters or 42% when including smart meters in traditional mode.

# Meters installed

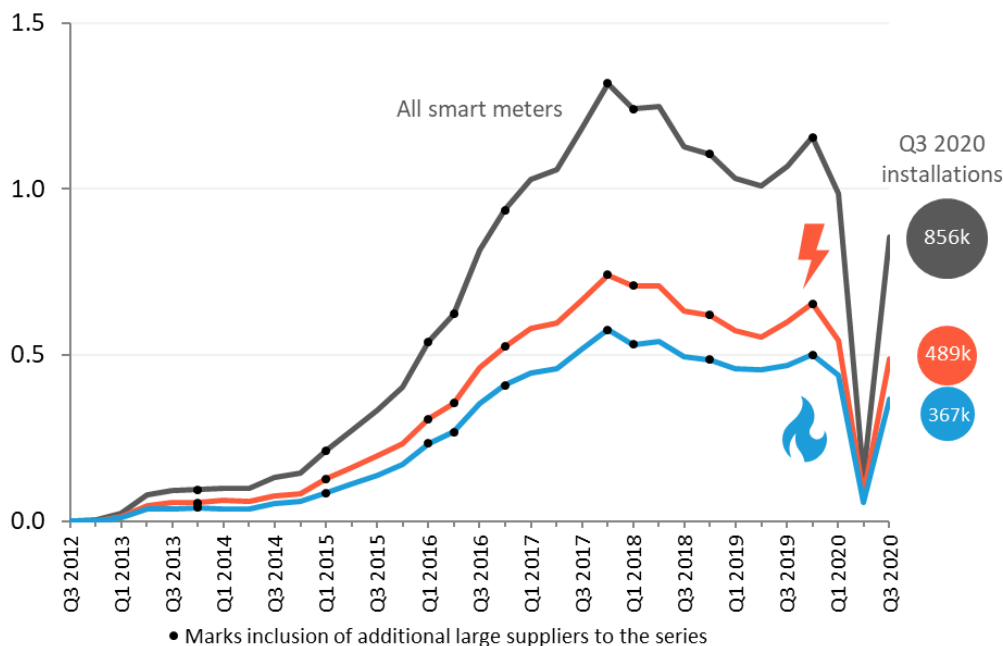
In the data tables accompanying this publication, Table 2 shows a quarterly breakdown of domestic meters installed by large suppliers, Table 4 shows the non-domestic installations by large suppliers and Table 6 gives the annual installation data for both large and small suppliers. All tables show the split by fuel and meter type.

## Meters installed in domestic properties

Quarterly installation activity by large energy suppliers over the course of the Smart Metering Implementation Programme is shown in Figure 4. In the third quarter of 2020, **856,000** smart meters were installed by large energy suppliers representing a more than six-fold increase on the numbers seen in Q2 2020. These low levels of installations in Q2 were due to the coronavirus (COVID-19) pandemic and these impacts have continued into Q3, with installations in Q3 2020 20% lower than the corresponding quarter in 2019. However, industry data indicates that for September 2020, monthly electricity installation numbers have increased year on year for the first time since the coronavirus pandemic started.<sup>2</sup> This demonstrates that, further to the publication of guidance on safe working during coronavirus, energy suppliers have remobilised their smart meter rollouts. They are now installing smart meters at scale again, while implementing additional safety measures to ensure the wellbeing of customers and staff.

**Figure 4: Domestic installations increased during Q3 2020 as energy suppliers remobilised their rollouts**

Great Britain, domestic meters installed by large suppliers  
Q3 2012 to Q3 2020, millions



<sup>2</sup> Monthly statistics published by Elextralink shows that electricity smart meter installations during September 2020 were 1.8% higher than in September 2019 <https://www.elextralink.co.uk/2020/10/smart-meter-installations-increase-year-on-year-for-the-first-month-since-lockdown-began/>

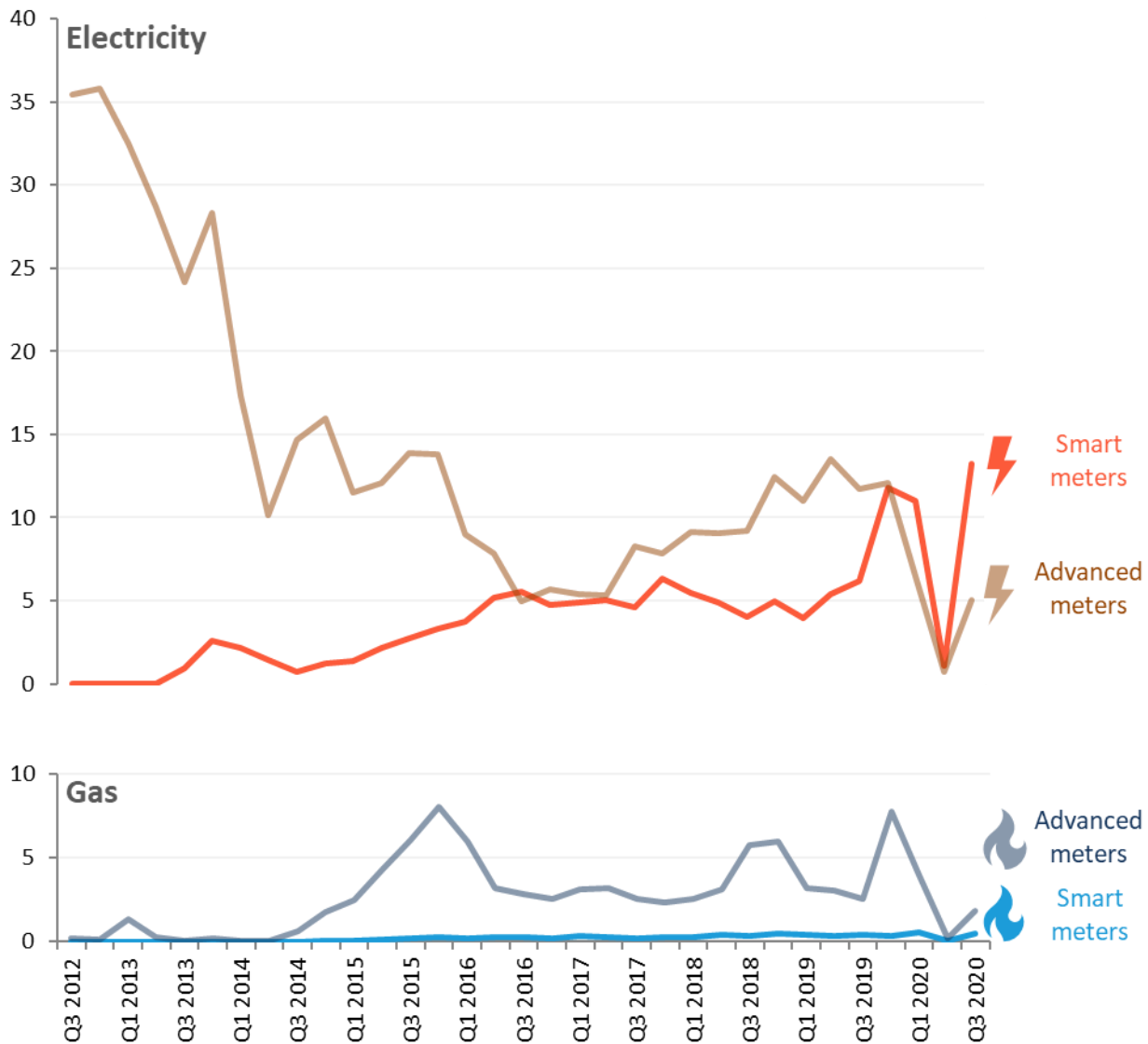
Source: Energy Suppliers reporting to BEIS.

## Meters installed in smaller non-domestic properties

In the third quarter of 2020, there were 20,600 smart and advanced meters installed in smaller non-domestic sites by large energy suppliers (of which 6,800 were advanced meters and the rest smart meters), similar to the levels reached in the same period in 2019. Figure 5 shows that overall, there is no consistent pattern to the quarterly installation numbers in non-domestic properties. However, an emerging trend seen over the last three quarters is that, for electricity installations smart meter totals have exceeded those of advanced meters.

**Figure 5: Non-domestic installations increase during Q3 2020 as energy suppliers remobilise their rollouts following the COVID-19 pandemic**

Great Britain, non-domestic meters installed by large suppliers  
Q3 2012 to Q3 2020, thousands



Source: Energy Suppliers reporting to BEIS.



## Accompanying tables

The following tables are available in Excel format on the department's statistics website <https://www.gov.uk/government/collections/smart-meters-statistics>:

### Quarterly – Large Supplier Data

- 1 Domestic meters operated by large energy suppliers
- 2 Domestic smart meters installed by large energy suppliers
- 3 Non-domestic meters operated by large energy suppliers
- 4 Non-domestic smart and advanced meters installed by large energy suppliers

### Annual – Large and Small Supplier Data

- 5 Meters operated by large and small energy suppliers
- 6 Smart and advanced meters installed by large and small energy suppliers

## Technical information

Energy suppliers report data quarterly for large suppliers and annually for small suppliers. This data is received by BEIS one month after the end of each reporting period. It undergoes quality assurance before being combined to provide an industry-level estimate, protecting commercial sensitivity. The data used in this report includes the number of meters installed in a given period, while the number of meters in operation is calculated at the end point.

The first statistical report on the Smart Meter roll-out reported on Q2 2013 for large energy suppliers. Subsequent reports are published on a quarterly basis. Annual small supplier data were published alongside large supplier data for the first time for Q4 2015. Prior to this, data received from many of the small suppliers did not meet the quality standards required for publication.

Small energy supplier data is cross-checked against external administrative data sources such as ElectraLink, Elexon and DCC. These data sources have also been used to impute portfolio positions where supplier data is unavailable. For 2019, data from three small suppliers' installation numbers was estimated using these sources due to market exits and non-response to our survey, covering less than 1% of the annual installation total. Data was estimated for operating numbers for one small supplier who did not provide data.

The following transitions from small to large suppliers have occurred in this publication series:

- Utility Warehouse - incorporated Q4 2013
- First Utility (now Shell Energy) - incorporated Q1 2015
- OVO - incorporated Q1 2015
- Utilita - incorporated Q1 2016
- Extra Energy - incorporated Q2 2016; removed Q4 2017
- Co-operative Energy - incorporated Q4 2016; removed Q4 2019<sup>3</sup>
- Economy Energy - incorporated Q4 2017; removed Q1 2019
- Hudson Green Star - incorporated Q4 2017
- Bulb - incorporated Q1 2018

---

<sup>3</sup> Co-operative Energy was bought by Octopus Energy in 2019 and their portfolio remains in the large supplier group from Q4 2019.

- Octopus Energy - incorporated Q4 2018
- Avro Energy - incorporated Q4 2019
- Green Network Energy - incorporated Q4 2019
- Opus Energy - incorporated Q4 2019

Before Q1 2016, meters installed under the mandate by energy suppliers before they transitioned to large suppliers were included within the historic installation estimates for large suppliers. This ensured that reported totals installed to date by large energy suppliers were as accurate as possible. Following the introduction of small supplier statistics in Q4 2015, this was no longer needed. Historic installation totals for transitioning suppliers remain in the small supplier totals reported on at the end of the previous calendar year.

## Energy Suppliers included in this report

### 16 Large Energy Suppliers:

Avro	Hudson Green Star	Scottish Power
British Gas	Npower	SSE
Bulb	Octopus Energy	Utilita
E.ON	Opus Energy	Utility Warehouse
EDF Energy	OVO	
Green Network Energy	Shell Energy	

### 73 Small Energy suppliers as at 31 December 2019:

Ampower	Foxglove Energy	Peoples Energy
Avanti Gas	Gazprom	PFP Energy
Axis	GnERGY	Pozitive Energy
BES Utilities	Go Effortless Energy	Pure Planet
Bluegreen Energy	Good Energy	Regent Gas
BPG Energy	GOTO Energy	Robin Hood Energy
Bristol Energy	Green.	Simplicity Energy
Brook Green Supply	Green Energy	Smartest Energy
Bryt Energy	Gulf Gas & Power	So Energy
CNG	Haven Power	Social Energy
Corona Energy	Igloo Energy	Symbio Energy
Crown Gas & Power	iSupplyEnergy	Together Energy
D-Energi	Logicor Energy	Tonik Energy
Daligas	MA Energy	Total Gas & Power
Delta Gas & Power	Marble Power	Tru Energy
Dual Energy	Maxen Power	United Gas & Power
Dyce Energy	MB Energy	Utility Point
E	Moneyplus Energy	Valda Energy
Ecotricity	Nabuh Energy	Verastar
ElectroRoute	National Gas	Xcel Energy
ENGIE	Northumbria Energy	Yorkshire Energy
Enstroga	Opal Gas	Yorkshire Gas & Power
Entice Energy	Orbit Energy	Yu Energy
ESB	Orsted	Zebra Power
		Zog Energy

# Definitions

<b>Advanced meters</b>	Advanced meters must, at minimum, be able to store half-hourly electricity and hourly gas data, to which the non-domestic customer has timely access and the supplier has remote access
<b>DCC</b>	Data Communications Company (DCC) - the holder of the Smart Meter communication licence, Smart DCC Ltd. The DCC Licence was awarded under section 7AB of the Gas Act 1986, and section 5 of the Electricity Act, each allowing Smart DCC Ltd to undertake the activity of providing a Smart Meter communication service.
<b>Domestic properties</b>	Properties where the customer is supplied with electricity or gas, wholly or mainly for domestic purposes
<b>IHD</b>	In-Home Display (IHD) - an electronic device paired to the Smart Metering System, which provides near real-time information on a consumer's energy consumption
<b>Large energy suppliers</b>	Supply either gas or electricity to at least 250,000 domestic or non-domestic metering points. An energy supplier need only supply 250,000 domestic or non-domestic customers a single fuel to be classed as a large energy supplier (e.g. an energy supplier supplying gas to 250,000 domestic customers and no electricity or non-domestic customers is a large energy supplier). Note that up to Q3 2019, large suppliers were defined by domestic customers only.
<b>Non-smart meters</b>	All meters which are not smart meters
<b>Ofgem</b>	Office of Gas and Electricity Markets (Ofgem) - the Government regulator for the electricity and downstream natural gas markets in Great Britain
<b>Small energy suppliers</b>	Supply either gas or electricity to less than 250,000 domestic or non-domestic metering points
<b>Smaller non-domestic sites</b>	Business or public sector customers whose sites use low to medium amounts of electricity (Balancing and Settlement Code Profile Classes 1, 2, 3 or 4) or gas (using less than 732MWh of gas per annum)
<b>Smart meter</b>	Compliant with the Smart Meter Equipment Technical Specification (SMETS) and has functionality such as being able to transmit meter readings to energy suppliers and receive data remotely
<b>SMETS1</b>	Smart Metering Equipment Technical Specification version 1 (SMETS1) - the first version of the Smart Metering Equipment Technical Specification which was designated by the Secretary of State
<b>SMETS2</b>	Smart Metering Equipment Technical Specification version 2 (SMETS2) - the second version of the Smart Metering Equipment Technical Specification which was designated by the Secretary of State

## Further information

### Future updates to these statistics

The next quarterly publication is planned for publication on 9 March 2021. The content and format of the quarterly smart meters statistical report is open to review and will seek to include more relevant information as it becomes available. The format and context may be subject to change in future versions.

### Related statistics

Further information on energy statistics is available at:

<https://www.gov.uk/government/organisations/department-for-business-energy-and-industrial-strategy/about/statistics>

The figures within this publication series represent a large sub-set of meters found in other Departmental consumption statistics.

### **Sub-national gas and electricity consumption statistics**

This publication provides estimates of annual electricity and gas consumption below national level. Latest estimates are for 2018 covering UK and include a number of developments to improve the quality and value of the estimates for users.

<https://www.gov.uk/government/statistics/sub-national-electricity-and-gas-consumption-summary-report-2018>

### **Digest of UK Energy Statistics (DUKES)**

DUKES contains annual data on production and consumption of overall energy and of the individual fuels in the United Kingdom. Also includes a commentary covering all the major aspects of energy and gives a comprehensive picture of energy production and use over the last five years with key series back to 1970.

[www.gov.uk/government/collections/digest-of-uk-energy-statistics-dukes](http://www.gov.uk/government/collections/digest-of-uk-energy-statistics-dukes)

### **National Energy Efficiency Data-Framework (NEED)**

The National Energy Efficiency Data-Framework (NEED) was set up to provide a better understanding of energy use and energy efficiency in domestic and non-domestic buildings in Great Britain. The data framework matches gas and electricity consumption data, collected for BEIS sub-national energy consumption statistics, with information on energy efficiency measures installed in homes, from the Homes Energy Efficiency Database (HEED), Green Deal, the Energy Company Obligation (ECO) and the Feed-in Tariff (FIT) scheme. It also includes data about property attributes and household characteristics, obtained from a range of sources.

<https://www.gov.uk/government/collections/national-energy-efficiency-data-need-framework>

## Revisions policy

The [BEIS statistical revisions policy](#) sets out the revisions policy for these statistics, which has been developed in accordance with the UK Statistics Authority [Code of Practice for Statistics](#).

## Uses of these statistics

The data associated with this release is used in internal analysis to help form policy decisions and is also used by industry to monitor trends in the roll-out. The data within and associated with this publication are also used to answer Parliamentary questions and Freedom of Information requests.

## User engagement

Users are encouraged to provide comments and feedback on how these statistics are used and how well they meet user needs. Comments on any issues relating to this statistical release are welcomed and should be sent to: [smartmeter.stats@beis.gov.uk](mailto:smartmeter.stats@beis.gov.uk)

The BEIS statement on [statistical public engagement and data standards](#) sets out the department's commitments on public engagement and data standards as outlined by the [Code of Practice for Statistics](#).

## Pre-release access to statistics

Some ministers and officials receive access to these statistics up to 24 hours before release. Details of the arrangements for doing this and a list of the ministers and officials that receive pre-release access to these statistics can be found in the [BEIS statement of compliance](#) with the Pre-Release Access to Official Statistics Order 2008.

## Contact

- Responsible statistician: Mita Kerai
- Email: [smartmeter.stats@beis.gov.uk](mailto:smartmeter.stats@beis.gov.uk)
- Media enquiries: 020 7215 1000
- Public enquiries: 0300 068 5044



© Crown copyright 2020

This publication is licensed under the terms of the Open Government Licence v3.0 except where otherwise stated. To view this licence, visit [nationalarchives.gov.uk/doc/open-government-licence/version/3](https://nationalarchives.gov.uk/doc/open-government-licence/version/3) or write to the Information Policy Team, The National Archives, Kew, London TW9 4DU, or email: [psi@nationalarchives.gsi.gov.uk](mailto:psi@nationalarchives.gsi.gov.uk).

Where we have identified any third-party copyright information you will need to obtain permission from the copyright holders concerned.

This publication is available from: <https://www.gov.uk/government/collections/smart-meters-statistics>

If you need a version of this document in a more accessible format, please email [smartmeter.stats@beis.gov.uk](mailto:smartmeter.stats@beis.gov.uk). Please tell us what format you need. It will help us if you say what assistive technology you use.