



Department
for Environment
Food & Rural Affairs



22nd October 2020

United Kingdom Poultry and Poultry Meat Statistics – September 2020

This release shows the latest monthly information on poultry statistics, including hatchery output, slaughtering and meat production volumes.

The key results for September 2020 in comparison to September 2019 are given below:

- UK commercial layer chick placings were down 27% to 2.4 million chicks. (Table 2.3)
- UK broiler chick placings were down 1.2 at 82.2 million chicks. (Table 2.3)
- Turkey chick placings were down by 1.1% at 1.6 million chicks. (Table 2.3)
- Turkey slaughterings were down 36% at 0.6 million birds. (Table 3.1)
- UK broiler slaughterings were up 7.7% at 87 million birds. (Table 3.1)
- Total UK poultry meat production were up 3.9% at 152.98 thousand tonnes. (Table 3.4)

Section 1 – Commentary

The number of eggs set each month indicates how many chicks will be available for placing into poultry systems in future months. Hen eggs take around 21 days to hatch, turkey eggs take around 28 days. The number of placed chicks each month indicates future volumes of poultry meat and egg production. Consumer demand strongly affects broiler chick and turkey poult placings. There are clear peaks (of turkeys) and troughs (of broilers) in the average weekly placings figures in the months running up to Christmas (Figs 2.1 and 2.2). This translates into equivalent high/low levels in the slaughtering volumes over the Christmas period (Figs 3.1 and 3.2).

Section 2 – Numbers of eggs set and chicks placed by UK hatcheries

This section contains tables and charts that indicate the number of eggs set and chicks placed by United Kingdom hatcheries in the most recent months.

Please note that the surveys are not calendar months. They are statistical months containing either 4 or 5 weeks.

In order to remove the statistical month effect and give a clearer indication of trends, weekly average numbers have been used. The Methodology section provides more explanation of the statistical week system.

2.1 Number of eggs set per month by UK Hatcheries

Table 2.1: Number of eggs set per month by UK Hatcheries (millions)

	September 2019	July 2020	August 2020	September 2020	yr on yr
	4 weeks	5 weeks	4 weeks	4 weeks	% change
Commercial broilers ^(a)	96.6	118.0	94.2	94.0	-2.7%
Broiler breeders ^{(a) (b)}	5.1	6.0	4.8	4.7	-8.1%
Turkeys ^(c)	1.2	2.6	2.0	1.2	3.4%
Commercial layers ^(c)	9.4	10.2	5.8	10.3	10%

(a) Includes eggs set to produce chicks for placing outside the UK

(b) Includes Broiler parents and grandparents

(c) Only includes eggs set for commercial stock, including those for placing outside the UK

2.2 Average number of eggs set per week by UK Hatcheries

Table 2.2: Average number of eggs set per week by UK Hatcheries (millions)

	2019				2020									Month
	Sep	Oct	Nov	Dec	Jan	Feb	Mar	Apr	May	Jun	Jul	Aug	Sep	% change
Commercial broilers ^(a)	24.2	22.8	24.6	25.2	25.0	24.9	24.3	23.7	23.6	24.0	23.6	23.6	23.5	-0.2%
Broiler breeders ^{(a) (b)}	1.3	1.3	1.4	1.2	1.5	1.3	1.2	1.4	1.3	1.1	1.2	1.2	1.2	-3.5%
Turkeys ^(c)	0.3	0.3	0.3	0.3	0.3	0.3	0.3	0.3	0.4	0.5	0.5	0.5	0.3	-38%
Commercial layers ^(c)	2.3	1.9	2.1	1.9	2.4	2.2	1.6	2.4	2.3	2.4	2.0	1.4	2.6	79%

(a) Includes eggs set to produce chicks for placing outside the UK

(b) Includes Broiler parents and grandparents

(c) Only includes eggs set for commercial stock, including those for placing outside the UK

2.3 Chicks and poults placed per month in the UK by UK Hatcheries

Table 2.3: Chicks and poults placed per month in the UK by UK Hatcheries (millions)

	September 2019	July 2020	August 2020	September 2020	yr on yr
	4 weeks	5 weeks	4 weeks	4 weeks	% change
Commercial broilers ^(a)	83.8	104.7	82.8	82.8	-1.2%
Female broiler breeders ^(b)	0.6	0.8	0.6	0.6	-7.2%
Turkey poults ^(c)	1.6	2.1	1.6	1.6	-1.1%
Commercial layers	3.2	4.4	2.4	2.4	-27%

(a) Includes 'by-product' chicks

(b) Female parents only. Excludes grandparent chicks and 'by-product' chicks. Includes imported female parent chicks

(c) Including female breeder poults

2.4 Average numbers of chicks and poults placed per week in the UK by UK Hatcheries

Table 2.4: Average numbers of chicks and poults placed per week in the UK by UK Hatcheries (millions)

	2019				2020									Month
	Sep	Oct	Nov	Dec	Jan	Feb	Mar	Apr	May	Jun	Jul	Aug	Sep	% change
Commercial broilers ^(a)	20.9	20.7	19.4	21.3	21.2	21.5	21.4	20.6	20.4	20.6	20.9	20.7	20.5	-0.8%
Female broiler breeders ^(b)	0.2	0.2	0.2	0.1	0.2	0.2	0.2	0.2	0.2	0.2	0.2	0.1	0.2	23%
Turkey poults ^(c)	0.4	0.2	0.2	0.2	0.2	0.2	0.2	0.3	0.2	0.3	0.4	0.4	0.4	4.1%
Commercial layers	0.8	0.8	0.8	0.6	0.8	0.9	0.7	0.7	0.9	0.9	0.9	0.6	0.6	1.2%

(a) Includes 'by-product' chicks

(b) Female parents only. Excludes grandparent chicks and 'by-product' chicks. Includes imported female parent chicks

(c) Including female breeder poults

2.5 Average number of broiler chicks, turkey poults, and layer chicks placed per week by UK Hatcheries

Figure 2.1: Average number of broiler chicks placed per week by UK Hatcheries

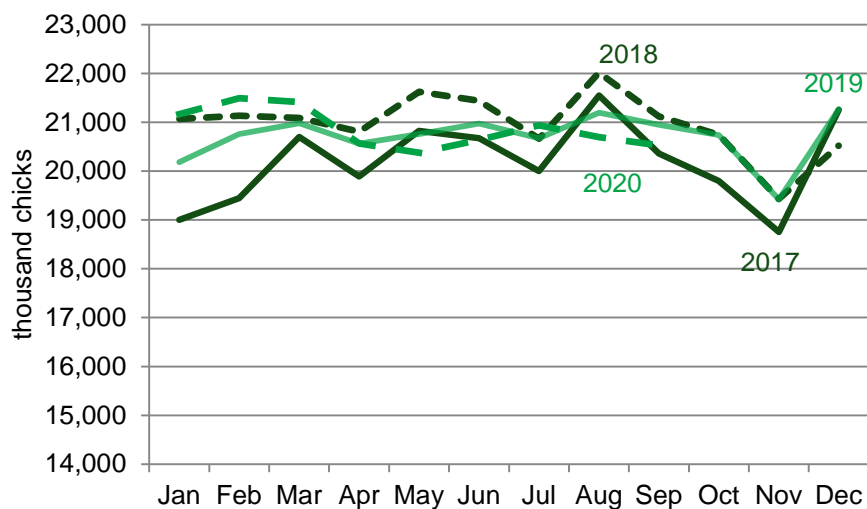


Figure 2.2: Average number of turkey poulters placed per week by UK Hatcheries

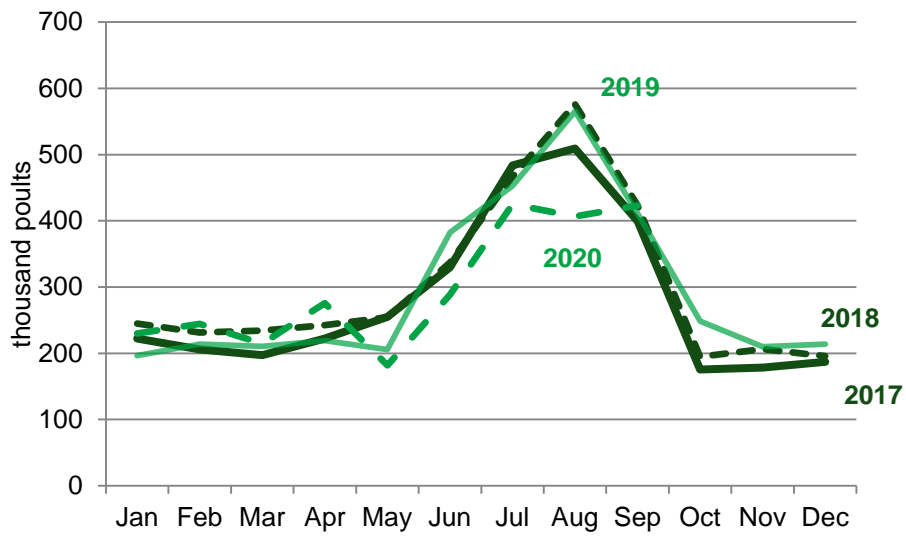
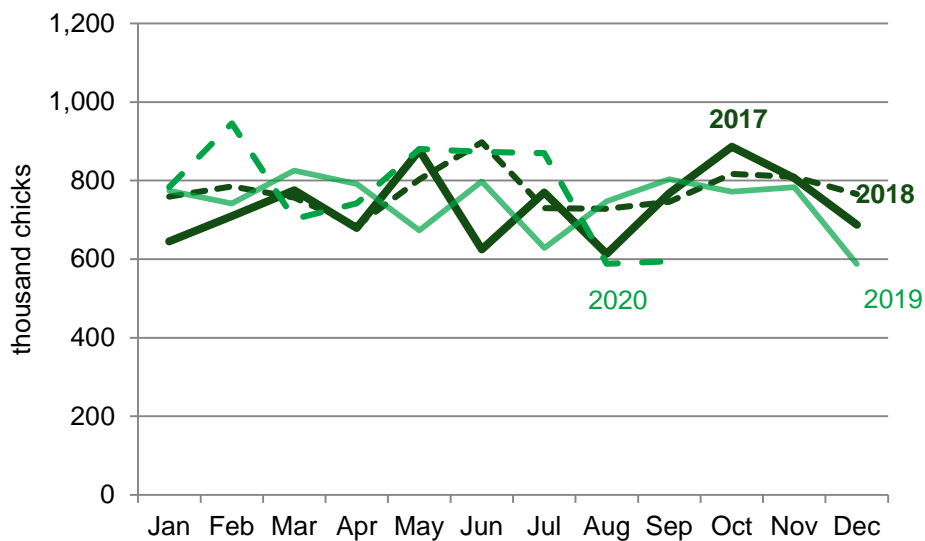


Figure 2.3: Average number of layer chicks placed per week by UK Hatcheries



Section 3 - Poultry meat production

This section shows the number of poultry slaughtered and the average liveweights of poultry; together these indicate the volume of poultry meat production in the UK.

As in earlier tables, weekly averages are included to remove the statistical month effect.

3.1 Number of poultry slaughtered per month and average number of poultry slaughtered per week in the UK

Table 3.1: Number of poultry slaughtered per month in the UK (million birds)

	Sep-19	Jul-20	Aug-20	Sep-20	yr on yr
	4 weeks	5 weeks	4 weeks	4 weeks	% change
Broilers	80.5	98.7	80.6	86.7	7.7%
Boiling fowl	4.6	5.0	4.9	4.7	1.2%
Turkeys	0.9	1.3	0.6	0.6	-36.2%

(a) Includes spent hens and spent breeders

Table 3.2: Number of poultry slaughtered per week in the UK (million birds)

	2019				2020									Month
	Sep	Oct	Nov	Dec	Jan	Feb	Mar	Apr	May	Jun	Jul	Aug	Sep	% chg
Broilers	20.1	20.5	20.6	20.0	20.3	20.4	20.8	20.8	19.9	19.7	19.7	20.1	21.7	7.6%
Boiling fowl	1.2	1.3	1.1	1.2	1.1	1.1	1.3	1.0	1.1	1.3	1.0	1.2	1.2	-3.5%
Turkeys	0.2	0.3	0.4	0.5	0.4	0.3	0.2	0.2	0.2	0.2	0.3	0.2	0.1	-5.0%

(a) Includes spent hens and spent breeders

3.3 Average liveweights per bird at point of slaughter in England & Wales

Table 3.3: Average liveweights per bird at point of slaughter in England & Wales (kilograms)

	2019				2020									yr on yr
	Sep	Oct	Nov	Dec	Jan	Feb	Mar	Apr	May	Jun	Jul	Aug	Sep	% change
Broilers	2.3	2.2	2.2	2.2	2.2	2.2	2.2	2.2	2.3	2.2	2.2	2.2	2.2	-0.3%
Boiling fowl	2.2	2.4	2.2	2.1	2.2	2.2	2.3	2.4	2.3	2.2	2.1	2.3	2.3	4.3%
Turkeys	13.0	12.6	9.4	8.9	14.5	13.8	13.1	13.1	13.6	13.7	13.5	13.3	13.8	6.0%

3.4 Volume of poultry meat produced per month in the UK

Table 3.4: Volume of poultry meat produced per month in the UK (thousand tonnes carcass weight)^(a)

	Sep-19	Jul-20	Aug-20	Sep-20	yr on yr
	4 weeks	5 weeks	4 weeks	4 weeks	% change
Broilers	128.4	153.3	126.6	137.5	7.2%
Boiling fowl	6.7	6.8	7.2	7.0	5.0%
Turkeys	10.2	15.5	7.0	6.9	-32%
Ducks	2.0	1.7	1.2	1.5	-24%
Total ^(b)	147.2	177.2	142.1	153.0	3.9%

(a) Converted to whole bird equivalent carcass weight, net of offal

(b) Excludes other poultry types, e.g. geese

3.4 Average number of broilers and average number of turkeys slaughtered per week in the UK

Figure 3.1: Average number of broilers slaughtered per week in the UK

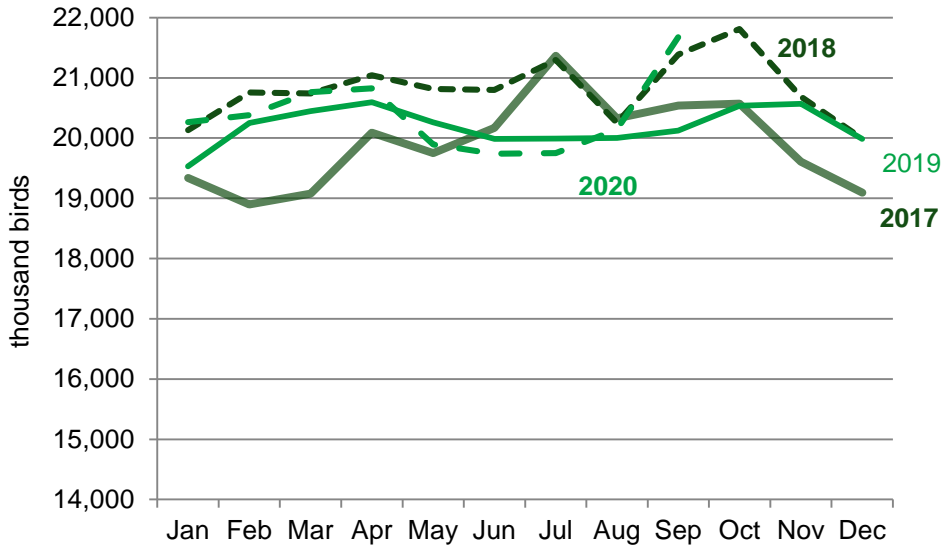
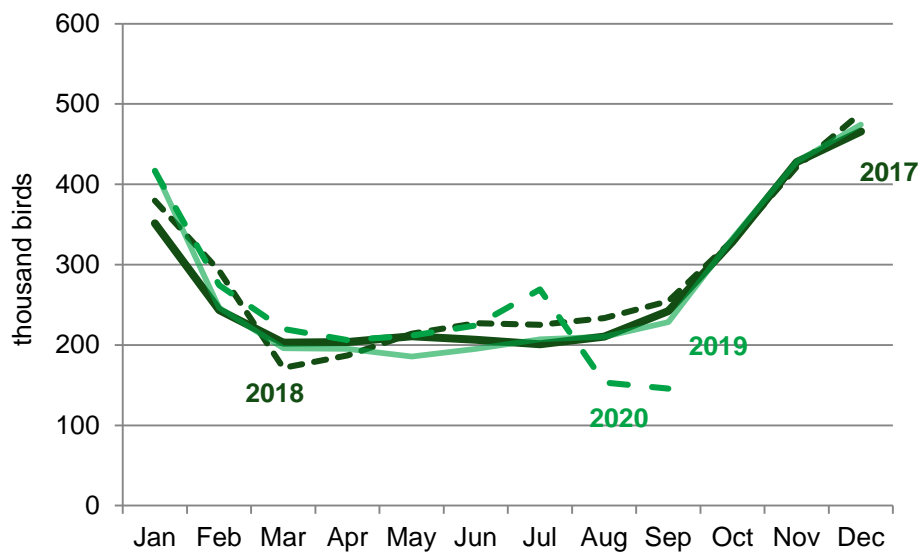


Figure 3.2: Average numbers of turkeys slaughtered per week in the UK



Section 4 – About these statistics

Methodology:

From July 2020 the methodology of poultry slaughterings and meat production for England and Wales has changed. Poultry slaughter numbers are now provided by the Food Standards Agency (FSA) and cover all England and Wales slaughterhouses. The FSA slaughter figures are converted into a statistical month format; and meat production statistics are estimated from these statistical month FSA slaughter figures. Scotland and Northern Ireland poultry slaughterings and meat production figures continue to use the pre-July 2020 methodology. For data pre-July 2020, poultry slaughterings and poultry meat production statistics are estimated from the number of chicks placed by hatcheries and day old chick imports using industry advice on life-spans and mortality.

Average liveweights for each type of poultry are obtained from Defra's monthly survey of England and Wales poultry slaughterhouses. This is a sample survey of large poultry slaughterhouses, around 26 respondents. Similar surveys are run in Scotland and Northern Ireland. Meat production is calculated from the estimated number of birds slaughtered and the average liveweights. The liveweight is converted to carcase weight using industry advice on conversion factors.

Monthly survey results are produced using the statistical week system (this enables comparable quarter on quarter results). This method allocates 13 weeks per quarter of a year, which breaks down into a "5 week month", followed by two lots of "4 week months". Monthly results, therefore, are not directly comparable to each other as they are based on differing numbers of weeks. Every 6 years this produces a 53 week statistical year; 2016 is such a year. In order to account for this extra week, December 2016 data have been revised to 5 weeks instead of the usual 4 weeks. To enable direct comparisons, weekly averages have been calculated which divide the monthly figures by the number of statistical weeks in the relevant month.

Survey data are subject to a variety of validation checks which identify inconsistencies in the data. All data are cleaned prior to publication in discussion with the survey respondents.

Revisions policy:

Figures in this release are provisional and subject to revision. We will provide information about any revisions we make to previously published information in this statistics release and the associated datasets. Revisions could occur for various reasons, including:

- if we have not received survey data from respondents we make an estimate based on their previous returns. These estimates are replaced with actual survey data when it is received.

- survey respondents occasionally supply amended figures for previous periods.

Northern Ireland slaughter data from September 2020 is estimated.

Data users/uses:

Users of the poultry data include the EU Commission who require an extensive range of statistics on the poultry sector. The numbers of poultry slaughtered and tonnages of poultry meat produced are required monthly under Regulation EC 1165/2008 (Animal Production). The hatchery statistics are also required monthly, along with an annual summary of the structure and size distribution of UK hatcheries under Regulations EC 617/2008 and 1234/2007 (Poultry Farming). Detailed information on these regulations is available by selecting “Animal Production” or “Poultry Farming” at the [“eurostat website”](#).

European level statistics on poultry production (which includes data tables showing results at EU Member State level) are available at the [“eurostat statistics explained website”](#).

Representatives of the poultry industry are also major users of the data. The data on Commercial layer chick sets and placings are the key sector indicators for the British Egg Industry Council (BEIC) as they indicate the future laying flock size (and hence egg production). The British Poultry Council also makes heavy use of the data as the Commercial broiler chick sets and placings give evidence on the current state of the industry and predict the available supplies of meat for the coming year. This, in turn, can affect poultry meat prices and trade decisions on levels of imports and exports to maintain supply. The breeder chick placings are also a key measure of future flock sizes and intentions of the sector. The Agricultural and Horticultural Development Board (AHDB- Cereals and Oilseeds), rely on the chick placings data as a good indicator of feed demand and hence grain usage by the sector.

Our statistics are also often heavily referenced in industry publications such as “Poultry World”.

Future publications:

The next release of this notice is **at 09:30 on 19th November 2020**.

Full UK and England/Wales time series of poultry and poultry meat are all available on the gov.uk website at [“Poultry and poultry meat statistics”](#)

Other info:

The data are subject to a variety of validation checks, which identify inconsistencies in the data. All data are cleaned prior to publication in discussion with the survey respondents.

Section 5 – Definitions

- Eggs Set: eggs placed into an incubator.
 - Chicks placed: the introduction of a hatched chick into a poultry rearing system.
 - Broiler: a bird raised primarily for meat production.
 - Layer: a bird raised primarily to lay eggs for human consumption.
 - Breeder: a bird raised primarily to provide the next generation of chicks.
 - Boiler/Boiling fowl/spent hen: a layer or breeding bird whose primary purpose is spent.
 - Poult: a turkey chick
- **What you need to know about this release**

Contact details

- Julie Rumsey
- Email: julie.rumsey@defra.gov.uk
- Public enquiries: +44 (0) 2080 266306

National Statistics Status

- National Statistics are produced to high professional standards. They undergo regular quality assurance reviews to ensure that they meet customer needs. They are produced free from any political interference.
- The continued designation of these statistics as National Statistics was confirmed in 2014 following a compliance check by the UK Statistics Authority (now the Office for Statistics Regulation) against the Code of Practice for Statistics.
- Since the last review of these statistics in 2014, we have continued to comply with the Code of Practice for Statistics, and have made improvements including:
 - Providing a detailed breakdown of livestock categories following user feedback
 - Improved the data quality by updating guidance for data providers and carrying out enhanced validation checks on data received
 - For general enquiries about National Statistics, contact the National Statistics Public Enquiry Service:

Tel: 0845 601 3034

Email: info@statistics.gov.uk.

You can find National Statistics on the internet at www.statistics.gov.uk