



Department
of Health &
Social Care

West Midlands: lower tier local authority watchlist – epidemiological charts

Produced 09 November 2020

NOTES

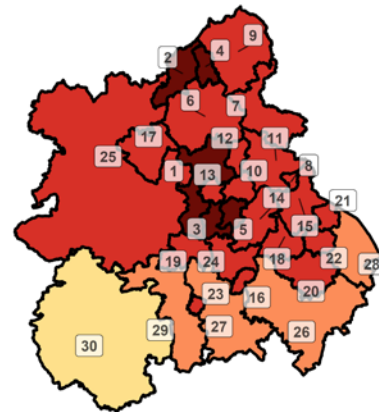
- This data is provided by Public Health England for the purpose of monitoring and supporting the management of Covid-19 infections in Local Authorities.
- The reports are produced using 2019 ONS population data
- If you would like to know the weekly trend for the case rate charts and persons tested chart please see [Lower-tier local authority watchlist](#)

Weekly case rate per 100,000 population by local authority: 29 Oct to 04 Nov 2020

West Midlands COVID-19 cases: 29 Oct to 04 Nov 2021
Weekly case rates per 100,000 population by local authority

Rank	Local Authority	Case Rate (per 100,000)	Number of cases (1 week)
1	South Staffordshire	467.8	526
2	Newcastle-under-Lyme	440.4	570
3	Dudley	432.2	1390
4	Stoke-on-Trent	419.3	1075
5	Sandwell	415.3	1364
6	Stafford	394.8	542
7	East Staffordshire	390.8	468
8	Tamworth	370.3	284
9	Staffordshire Moorlands	366.7	361
10	Walsall	353.1	1008
11	Lichfield	335.1	351
12	Cannock Chase	328.5	331
13	Wolverhampton	323.9	853
14	Birmingham	323.3	3692
15	North Warwickshire	321.8	210

Rank	Local Authority	Case Rate (per 100,000)	Number of cases (1 week)
16	Redditch	292.0	249
17	Telford and Wrekin	286.3	515
18	Solihull	271.8	588
19	Wyre Forest	262.6	266
20	Warwick	235.1	338
21	Nuneaton and Bedworth	233.3	303
22	Coventry	221.3	822
23	Worcester	211.4	214
24	Bromsgrove	211.3	211
25	Shropshire	201.8	652
26	Stratford-on-Avon	166.8	217
27	Wychavon	149.9	194
28	Rugby	145.0	158
29	Malvern Hills	118.2	93
30	Herefordshire, County of	92.3	178



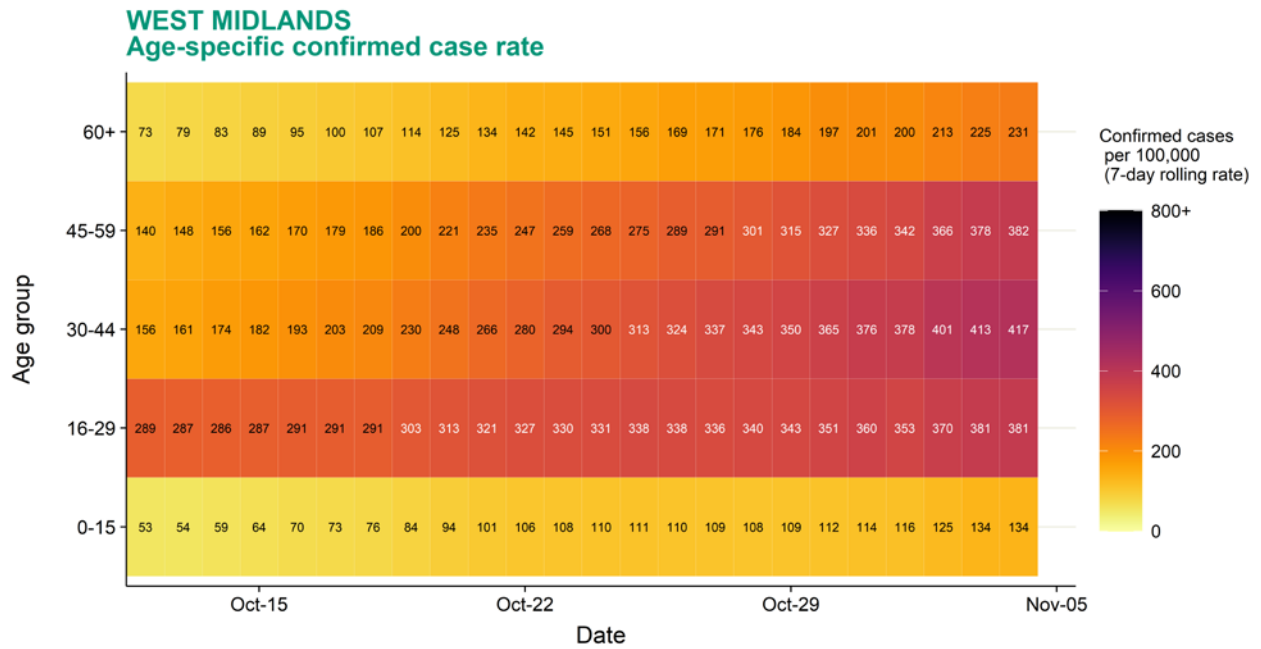
Covid-19 rate by local authority



Data from SGSS; Pillar 1 and 2 testing. Figure by Outbreak Surveillance Team, Public Health England.

Contains National Statistics data including 2019 population estimates © Crown copyright and database right 2020

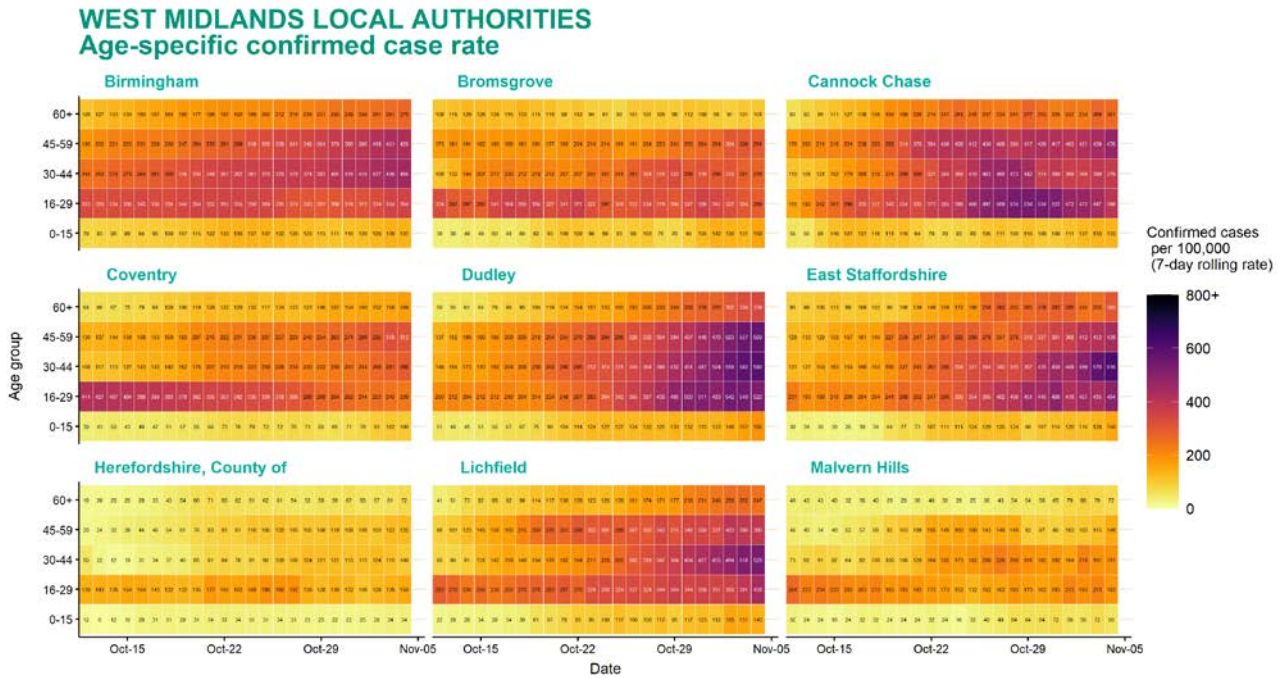
Age-stratified heatmap of weekly case rate for West Midlands : 12 Oct to 04 Nov 2020



Source: Case data from SGSS. Produced by Outbreak Surveillance Team, PHE

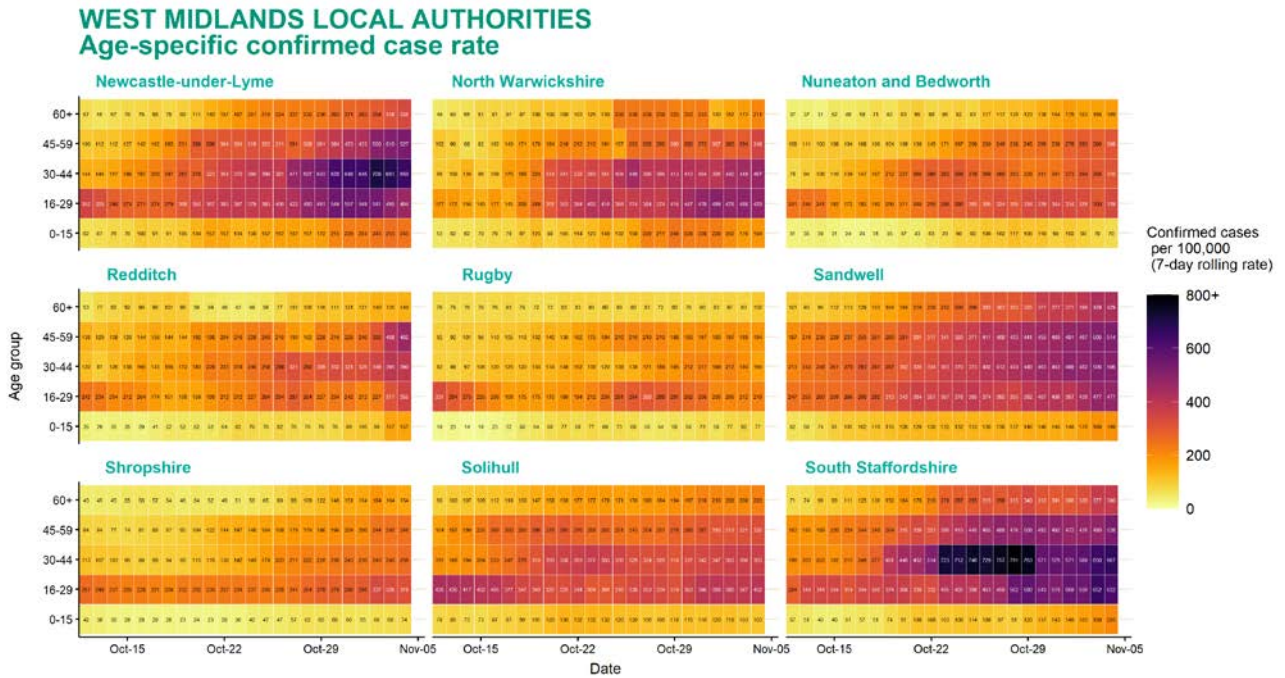
Contains National Statistics data © Crown copyright and database right 2020

Age-stratified heatmap of weekly case rate by local authority for West Midlands : 12 Oct to 04 Nov 2020



Source: Case data from SGSS. Produced by Outbreak Surveillance Team, PHE
Contains National Statistics data © Crown copyright and database right 2020

Age-stratified heatmap of weekly case rate by local authority for West Midlands : 12 Oct to 04 Nov 2020



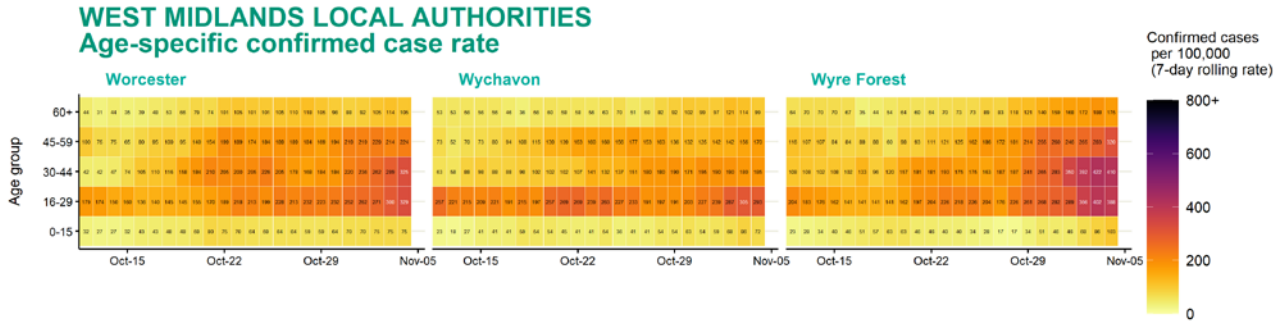
Source: Case data from SGSS. Produced by Outbreak Surveillance Team, PHE
Contains National Statistics data © Crown copyright and database right 2020

Age-stratified heatmap of weekly case rate by local authority for West Midlands : 12 Oct to 04 Nov 2020



Source: Case data from SGSS. Produced by Outbreak Surveillance Team, PHE
Contains National Statistics data © Crown copyright and database right 2020

Age-stratified heatmap of weekly case rate by local authority for West Midlands : 12 Oct to 04 Nov 2020



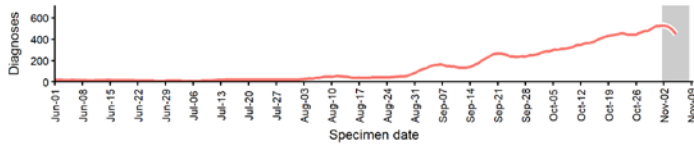
Date

Source: Case data from SGSS. Produced by Outbreak Surveillance Team, PHE
Contains National Statistics data © Crown copyright and database right 2020

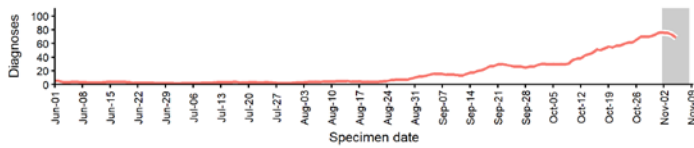
Daily cases, persons tested and positivity, Birmingham : 01 June to 08 Nov 2020

BIRMINGHAM Cases and persons tested up to November 8 2020

Daily cases (pillars 1 & 2) from 1/6/2020: ALL AGES

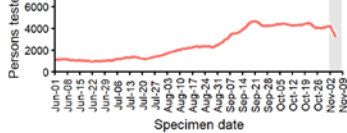


Daily cases (pillars 1 & 2) from 1/6/2020: 60+ YEARS ONLY NOTE: different y-axis scale

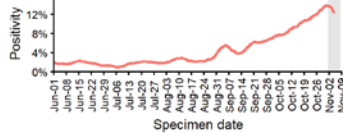


period with incomplete data Total 7 day moving average (P1 + P2)

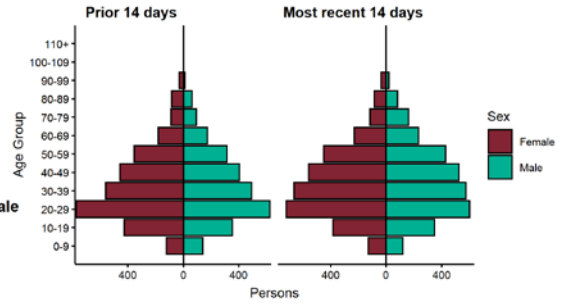
Persons tested from 1/6/2020



Daily positivity from 1/6/2020



Age-sex pyramid for confirmed cases in past 14 days (October 26 2020 to November 8 2020) and prior 14 days (October 12 2020 to October 25 2020) 23 persons excluded due to missing gender or age.

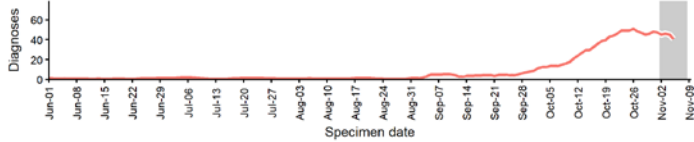


Data from SGSS. Produced by Outbreak Surveillance Team, PHE

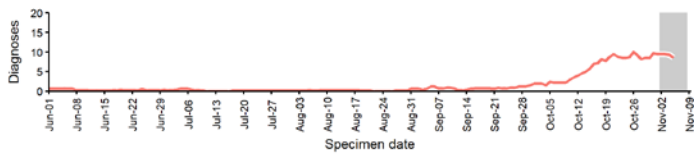
Daily cases, persons tested and positivity, Cannock Chase : 01 June to 08 Nov 2020

CANNOCK CHASE Cases and persons tested up to November 8 2020

Daily cases (pillars 1 & 2) from 1/6/2020: ALL AGES

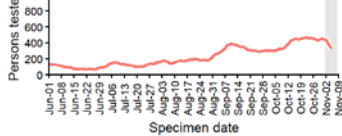


Daily cases (pillars 1 & 2) from 1/6/2020: 60+ YEARS ONLY **NOTE: different y-axis scale**

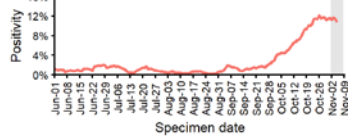


Legend: period with incomplete data — Total 7 day moving average (P1 + P2)

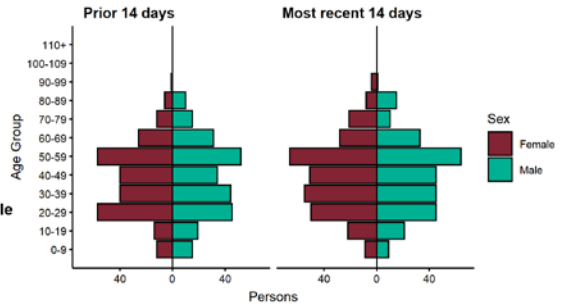
Persons tested from 1/6/2020



Daily positivity from 1/6/2020



Age-sex pyramid for confirmed cases in past 14 days (October 26 2020 to November 8 2020) and prior 14 days (October 12 2020 to October 25 2020) 1 persons excluded due to missing gender or age.

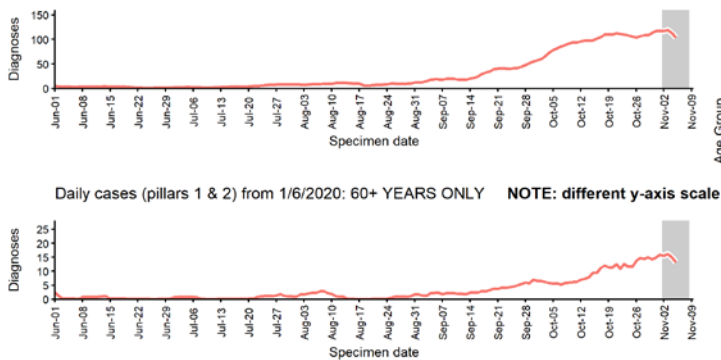


Data from SGSS. Produced by Outbreak Surveillance Team, PHE

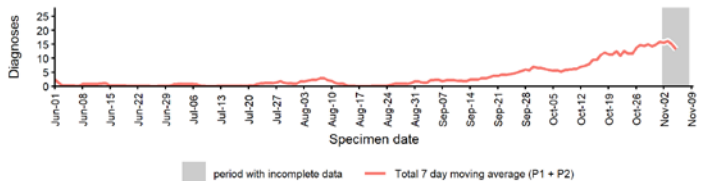
Daily cases, persons tested and positivity, Coventry : 01 June to 08 Nov 2020

COVENTRY Cases and persons tested up to November 8 2020

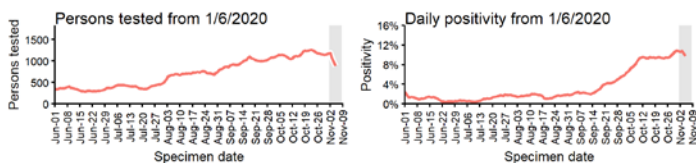
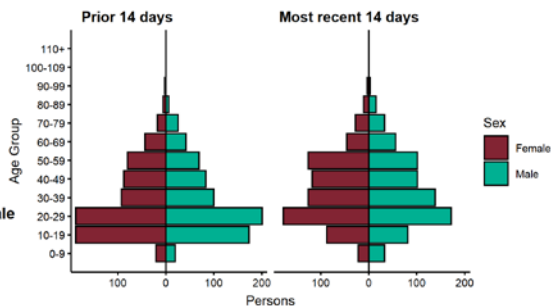
Daily cases (pillars 1 & 2) from 1/6/2020: ALL AGES



Daily cases (pillars 1 & 2) from 1/6/2020: 60+ YEARS ONLY **NOTE: different y-axis scale**



Age-sex pyramid for confirmed cases in past 14 days (October 26 2020 to November 8 2020) and prior 14 days (October 12 2020 to October 25 2020) 5 persons excluded due to missing gender or age.

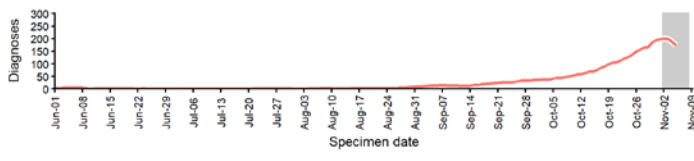


Data from SGSS. Produced by Outbreak Surveillance Team, PHE

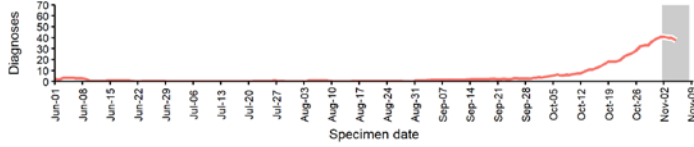
Daily cases, persons tested and positivity, Dudley : 01 June to 08 Nov 2020

DUDLEY Cases and persons tested up to November 8 2020

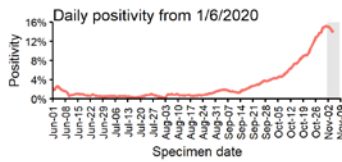
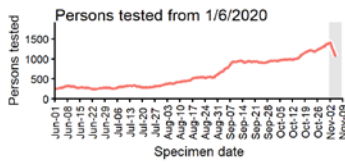
Daily cases (pillars 1 & 2) from 1/6/2020: ALL AGES



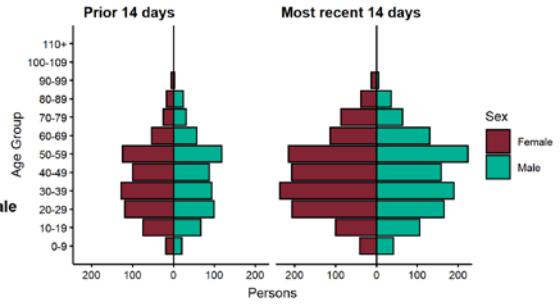
Daily cases (pillars 1 & 2) from 1/6/2020: 60+ YEARS ONLY NOTE: different y-axis scale



■ period with incomplete data — Total 7 day moving average (P1 + P2)



Age-sex pyramid for confirmed cases in past 14 days (October 26 2020 to November 8 2020) and prior 14 days (October 12 2020 to October 25 2020) 11 persons excluded due to missing gender or age.

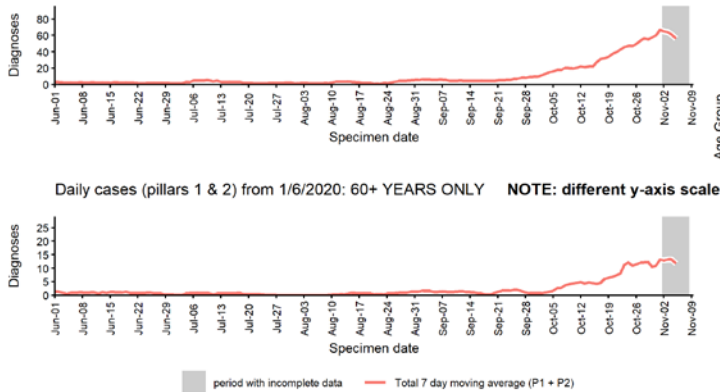


Data from SGSS. Produced by Outbreak Surveillance Team, PHE

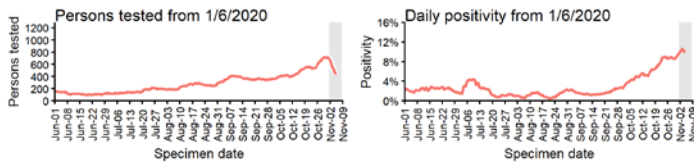
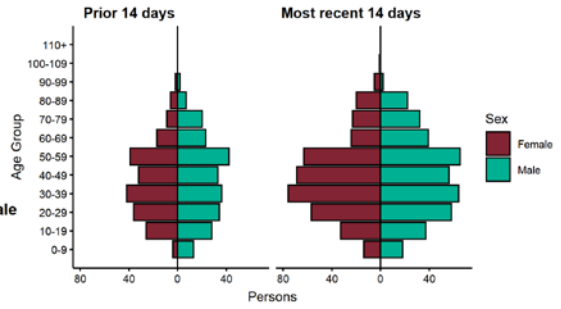
Daily cases, persons tested and positivity, East Staffordshire : 01 June to 08 Nov 2020

EAST STAFFORDSHIRE Cases and persons tested up to November 8 2020

Daily cases (pillars 1 & 2) from 1/6/2020: ALL AGES



Age-sex pyramid for confirmed cases in past 14 days (October 26 2020 to November 8 2020) and prior 14 days (October 12 2020 to October 25 2020) 3 persons excluded due to missing gender or age.

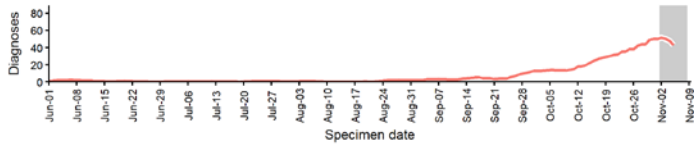


Data from SGSS. Produced by Outbreak Surveillance Team, PHE


Daily cases, persons tested and positivity, Lichfield : 01 June to 08 Nov 2020

LICHFIELD Cases and persons tested up to November 8 2020

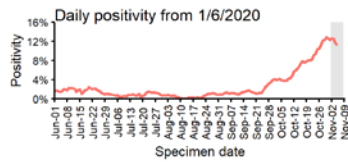
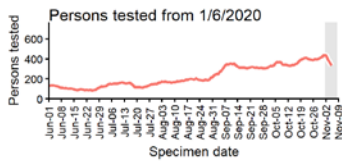
Daily cases (pillars 1 & 2) from 1/6/2020: ALL AGES



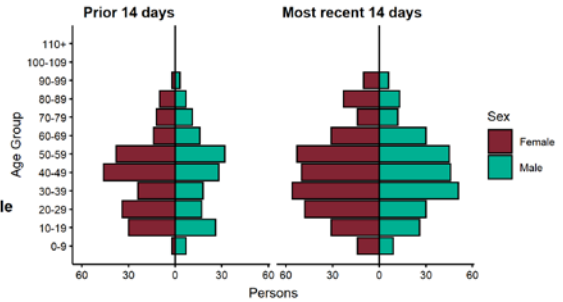
Daily cases (pillars 1 & 2) from 1/6/2020: 60+ YEARS ONLY **NOTE: different y-axis scale**



period with incomplete data Total 7 day moving average (P1 + P2)



Age-sex pyramid for confirmed cases in past 14 days (October 26 2020 to November 8 2020) and prior 14 days (October 12 2020 to October 25 2020) 11 persons excluded due to missing gender or age.

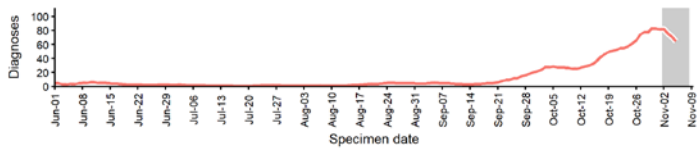


Data from SGSS. Produced by Outbreak Surveillance Team, PHE

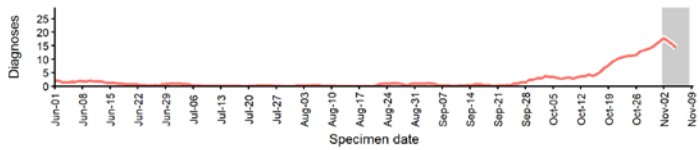
Daily cases, persons tested and positivity, Newcastle-under-Lyme : 01 June to 08 Nov 2020

NEWCASTLE-UNDER-LYME Cases and persons tested up to November 8 2020

Daily cases (pillars 1 & 2) from 1/6/2020: ALL AGES

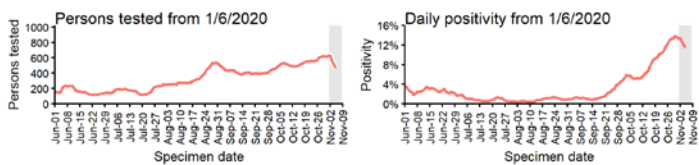
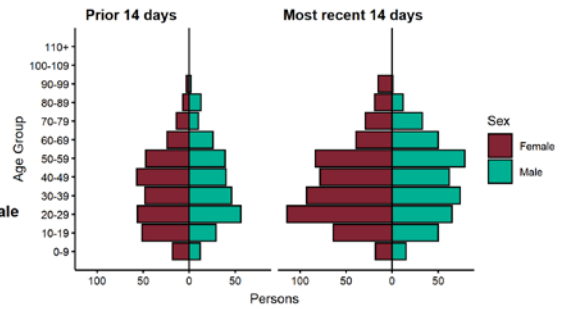


Daily cases (pillars 1 & 2) from 1/6/2020: 60+ YEARS ONLY **NOTE: different y-axis scale**



period with incomplete data Total 7 day moving average (P1 + P2)

Age-sex pyramid for confirmed cases in past 14 days (October 26 2020 to November 8 2020) and prior 14 days (October 12 2020 to October 25 2020) 1 persons excluded due to missing gender or age.

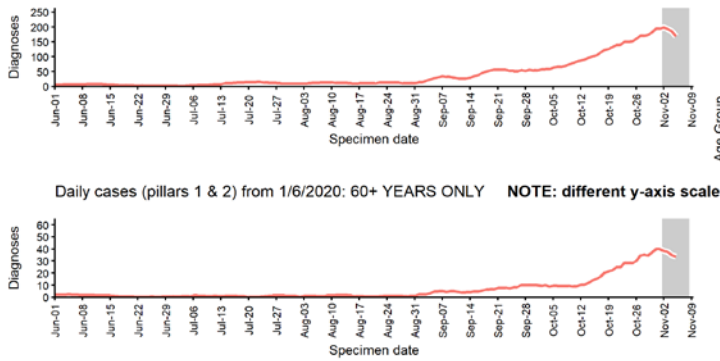


Data from SGSS. Produced by Outbreak Surveillance Team, PHE

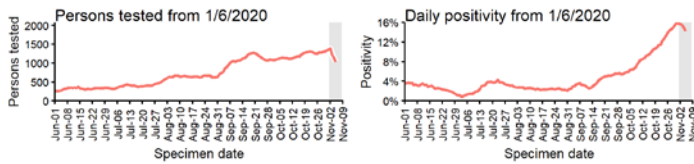
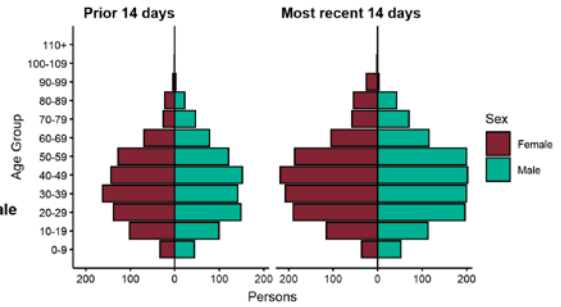
Daily cases, persons tested and positivity, Sandwell : 01 June to 08 Nov 2020

SANDWELL Cases and persons tested up to November 8 2020

Daily cases (pillars 1 & 2) from 1/6/2020: ALL AGES



Age-sex pyramid for confirmed cases in past 14 days (October 26 2020 to November 8 2020) and prior 14 days (October 12 2020 to October 25 2020) 7 persons excluded due to missing gender or age.

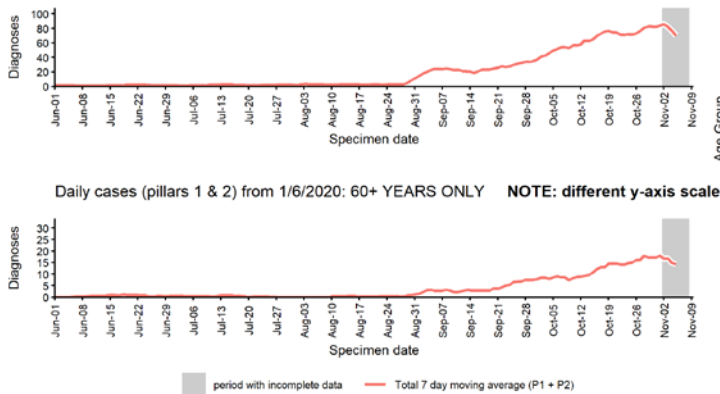


Data from SGSS. Produced by Outbreak Surveillance Team, PHE

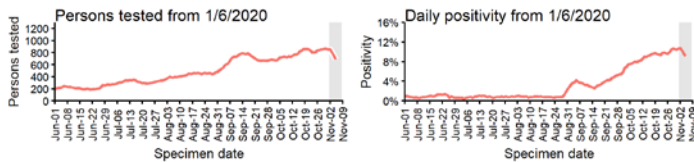
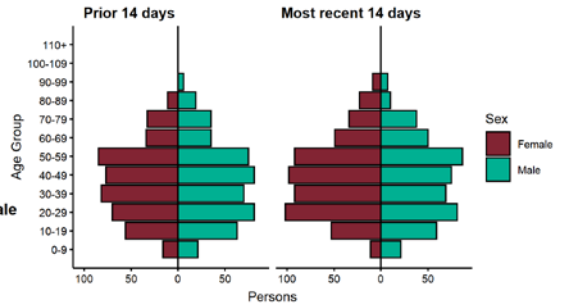
Daily cases, persons tested and positivity, Solihull : 01 June to 08 Nov 2020

SOLIHULL Cases and persons tested up to November 8 2020

Daily cases (pillars 1 & 2) from 1/6/2020: ALL AGES



Age-sex pyramid for confirmed cases in past 14 days (October 26 2020 to November 8 2020) and prior 14 days (October 12 2020 to October 25 2020) 6 persons excluded due to missing gender or age.

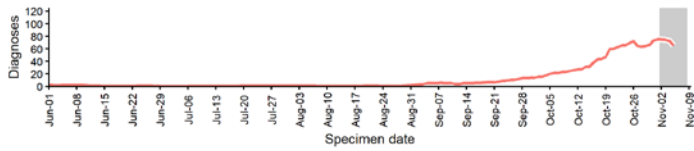


Data from SGSS. Produced by Outbreak Surveillance Team, PHE

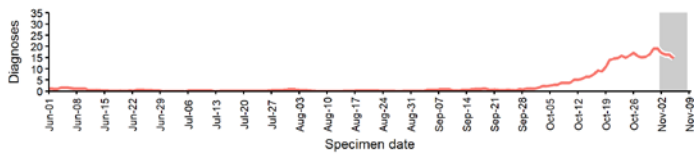
Daily cases, persons tested and positivity, South Staffordshire : 01 June to 08 Nov 2020

SOUTH STAFFORDSHIRE Cases and persons tested up to November 8 2020

Daily cases (pillars 1 & 2) from 1/6/2020: ALL AGES



Daily cases (pillars 1 & 2) from 1/6/2020: 60+ YEARS ONLY **NOTE: different y-axis scale**

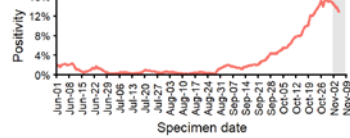


period with incomplete data — Total 7 day moving average (P1 + P2)

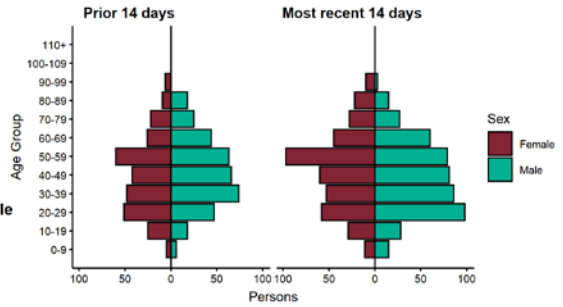
Persons tested from 1/6/2020



Daily positivity from 1/6/2020



Age-sex pyramid for confirmed cases in past 14 days (October 26 2020 to November 8 2020) and prior 14 days (October 12 2020 to October 25 2020) 4 persons excluded due to missing gender or age.

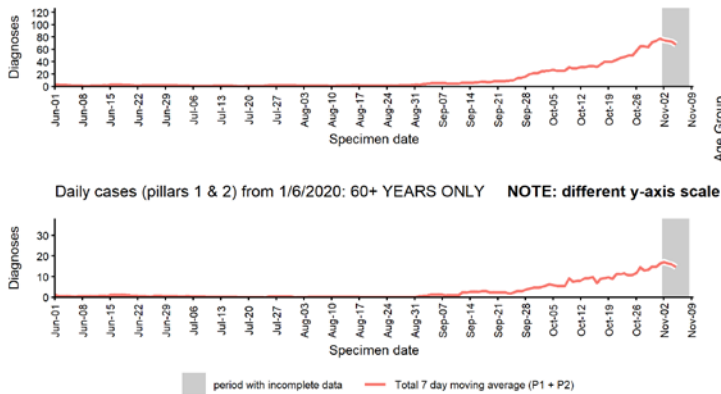


Data from SGSS. Produced by Outbreak Surveillance Team, PHE

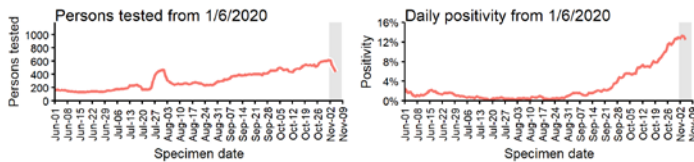
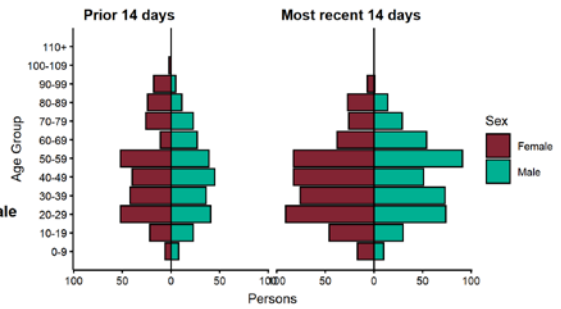
Daily cases, persons tested and positivity, Stafford : 01 June to 08 Nov 2020

STAFFORD Cases and persons tested up to November 8 2020

Daily cases (pillars 1 & 2) from 1/6/2020: ALL AGES



Age-sex pyramid for confirmed cases in past 14 days (October 26 2020 to November 8 2020) and prior 14 days (October 12 2020 to October 25 2020) 3 persons excluded due to missing gender or age.

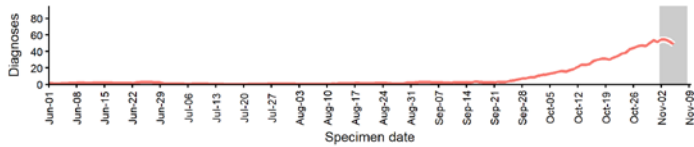


Data from SGSS. Produced by Outbreak Surveillance Team, PHE

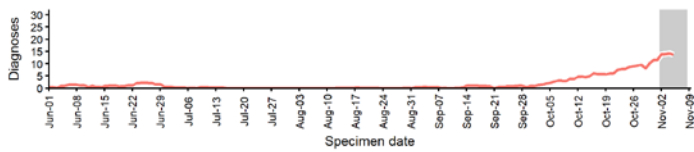
Daily cases, persons tested and positivity, Staffordshire Moorlands : 01 June to 08 Nov 2020

STAFFORDSHIRE MOORLANDS Cases and persons tested up to November 8 2020

Daily cases (pillars 1 & 2) from 1/6/2020: ALL AGES

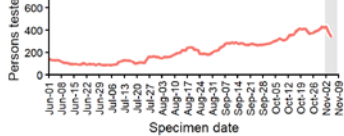


Daily cases (pillars 1 & 2) from 1/6/2020: 60+ YEARS ONLY **NOTE: different y-axis scale**

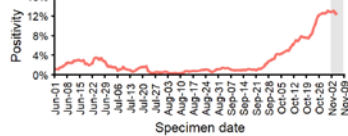


period with incomplete data — Total 7 day moving average (P1 + P2)

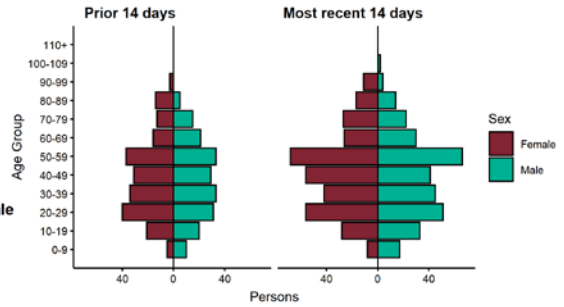
Persons tested from 1/6/2020



Daily positivity from 1/6/2020



Age-sex pyramid for confirmed cases in past 14 days (October 26 2020 to November 8 2020) and prior 14 days (October 12 2020 to October 25 2020) 3 persons excluded due to missing gender or age.

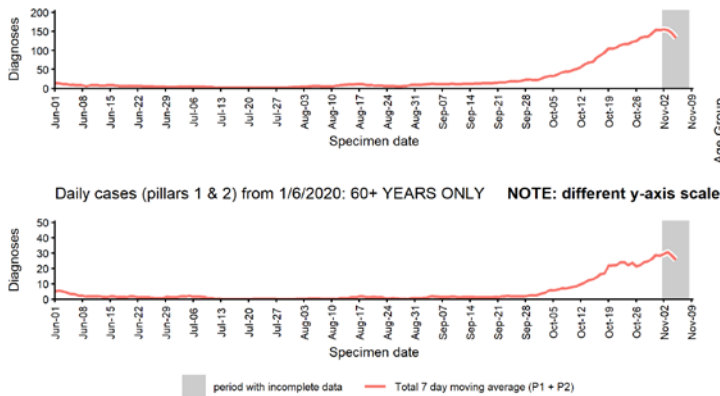


Data from SGSS. Produced by Outbreak Surveillance Team, PHE

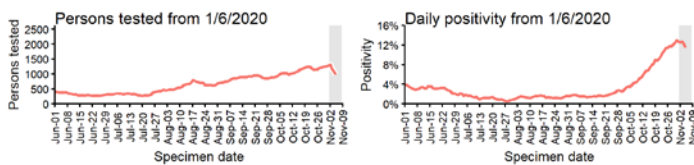
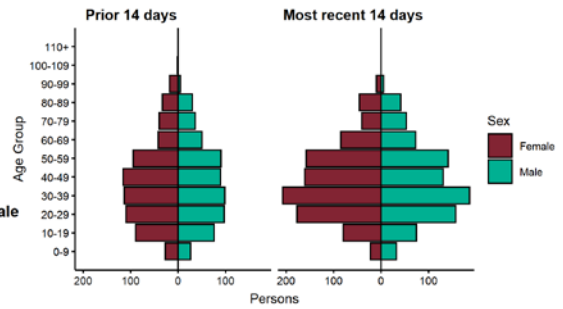
Daily cases, persons tested and positivity, Stoke-on-Trent : 01 June to 08 Nov 2020

STOKE-ON-TRENT Cases and persons tested up to November 8 2020

Daily cases (pillars 1 & 2) from 1/6/2020: ALL AGES



Age-sex pyramid for confirmed cases in past 14 days (October 26 2020 to November 8 2020) and prior 14 days (October 12 2020 to October 25 2020) 2 persons excluded due to missing gender or age.

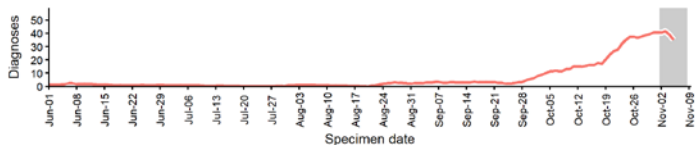


Data from SGSS. Produced by Outbreak Surveillance Team, PHE

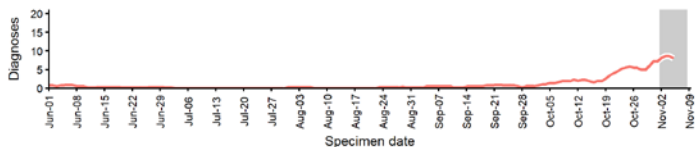
Daily cases, persons tested and positivity, Tamworth : 01 June to 08 Nov 2020

TAMWORTH Cases and persons tested up to November 8 2020

Daily cases (pillars 1 & 2) from 1/6/2020: ALL AGES

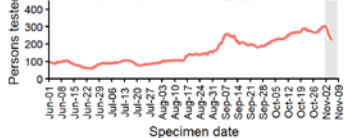


Daily cases (pillars 1 & 2) from 1/6/2020: 60+ YEARS ONLY **NOTE: different y-axis scale**

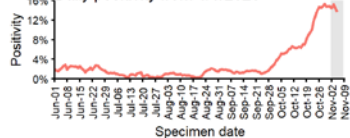


period with incomplete data — Total 7 day moving average (P1 + P2)

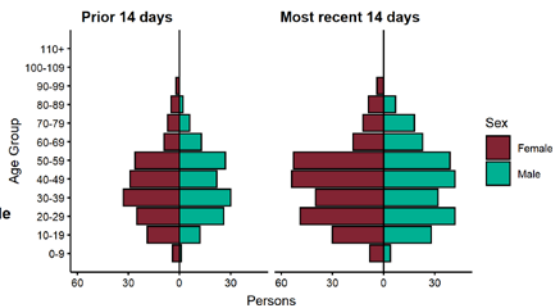
Persons tested from 1/6/2020



Daily positivity from 1/6/2020



Age-sex pyramid for confirmed cases in past 14 days (October 26 2020 to November 8 2020) and prior 14 days (October 12 2020 to October 25 2020) 4 persons excluded due to missing gender or age.

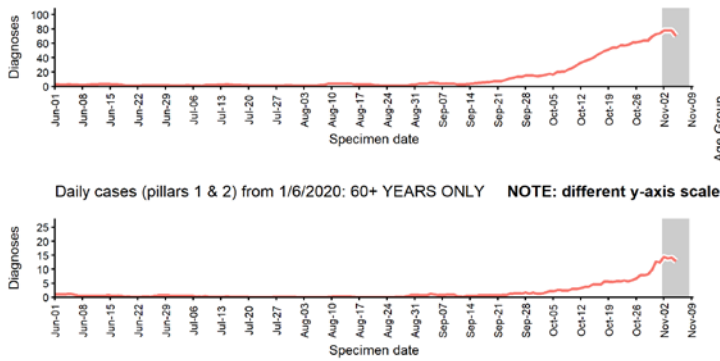


Data from SGSS. Produced by Outbreak Surveillance Team, PHE

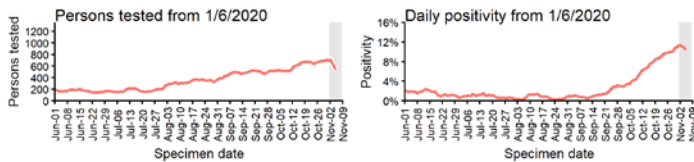
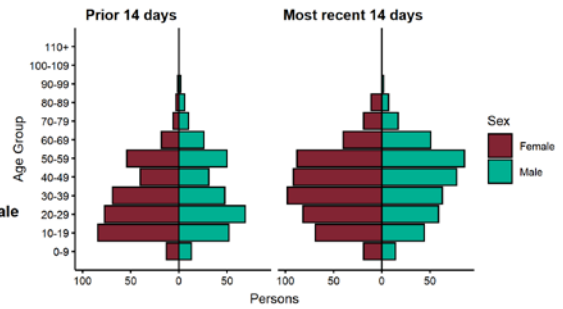
Daily cases, persons tested and positivity, Telford and Wrekin : 01 June to 08 Nov 2020

TELFORD AND WREKIN Cases and persons tested up to November 8 2020

Daily cases (pillars 1 & 2) from 1/6/2020: ALL AGES



Age-sex pyramid for confirmed cases in past 14 days (October 26 2020 to November 8 2020) and prior 14 days (October 12 2020 to October 25 2020) 2 persons excluded due to missing gender or age.

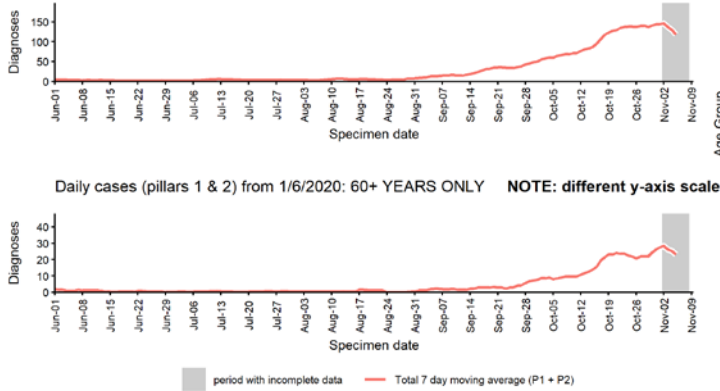


Data from SGSS. Produced by Outbreak Surveillance Team, PHE

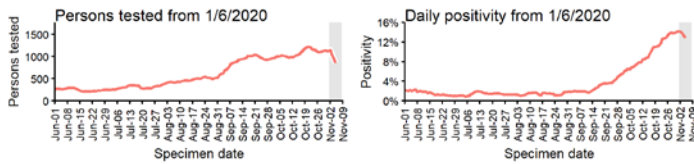
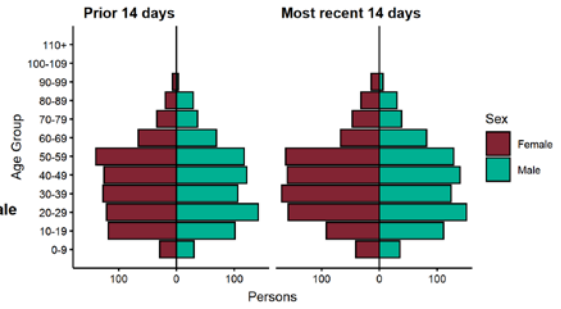
Daily cases, persons tested and positivity, Walsall : 01 June to 08 Nov 2020

WALSALL Cases and persons tested up to November 8 2020

Daily cases (pillars 1 & 2) from 1/6/2020: ALL AGES



Age-sex pyramid for confirmed cases in past 14 days (October 26 2020 to November 8 2020) and prior 14 days (October 12 2020 to October 25 2020) 4 persons excluded due to missing gender or age.

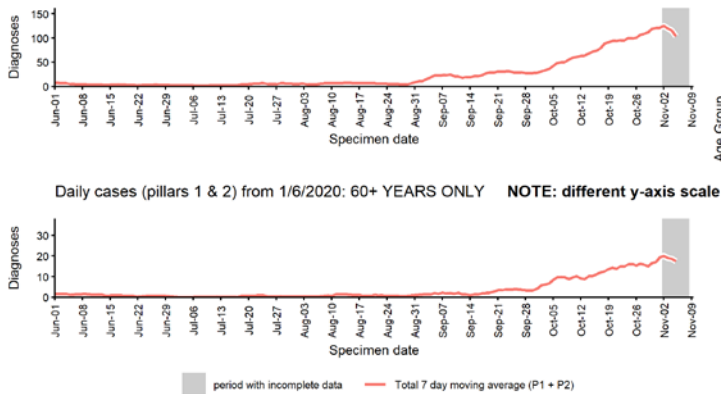


Data from SGSS. Produced by Outbreak Surveillance Team, PHE

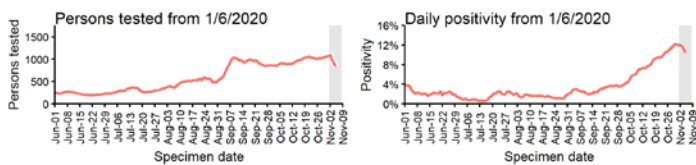
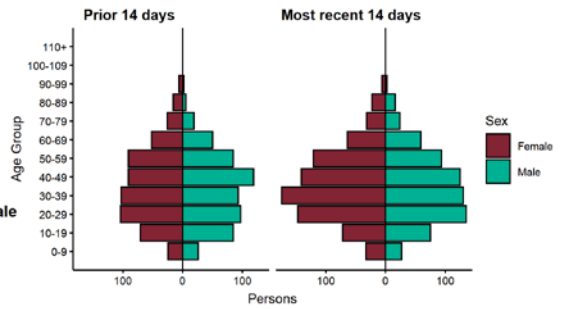
Daily cases, persons tested and positivity, Wolverhampton : 01 June to 08 Nov 2020

WOLVERHAMPTON Cases and persons tested up to November 8 2020

Daily cases (pillars 1 & 2) from 1/6/2020: ALL AGES



Age-sex pyramid for confirmed cases in past 14 days (October 26 2020 to November 8 2020) and prior 14 days (October 12 2020 to October 25 2020) 7 persons excluded due to missing gender or age.



Data from SGSS. Produced by Outbreak Surveillance Team, PHE

© Crown copyright 2020

www.gov.uk/dhsc

This publication is licensed under the terms of the Open Government Licence v3.0 except where otherwise stated. To view this licence, visit nationalarchives.gov.uk/doc/open-government-licence/version/3

Where we have identified any third party copyright information you will need to obtain permission from the copyright holders concerned.

OGL