



Department  
of Health &  
Social Care

# London: lower tier local authority watchlist – epidemiological charts

Produced 09 November 2020

## NOTES

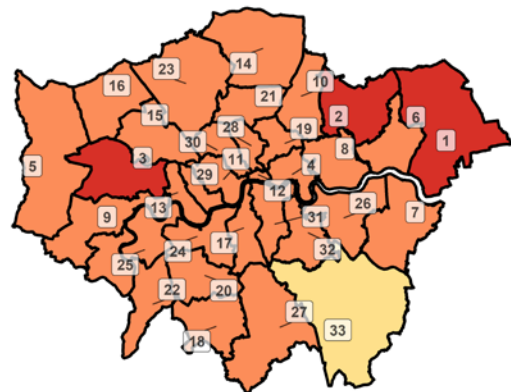
- This data is provided by Public Health England for the purpose of monitoring and supporting the management of Covid-19 infections in Local Authorities.
- The reports are produced using 2019 ONS population data
- If you would like to know the weekly trend for the case rate charts and persons tested chart please see [Lower-tier local authority watchlist](#)

# Weekly case rate per 100,000 population by local authority: 29 Oct to 04 Nov 2020

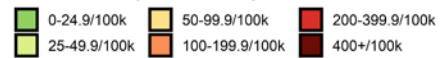
London COVID-19 cases: 29 Oct to 04 Nov 2020  
Weekly case rates per 100,000 population by local authority

Rank	Local Authority	Case Rate (per 100,000)	Number of cases (1 week)
1	Havering	252.4	655
2	Redbridge	230.0	702
3	Ealing	209.5	716
4	Tower Hamlets	197.4	641
5	Hillingdon	195.8	601
6	Barking and Dagenham	181.8	387
7	Bexley	181.6	451
8	Newham	179.8	635
9	Hounslow	173.5	471
10	Waltham Forest	163.9	454
11	Westminster	154.6	404
12	City of London	154.3	15
13	Hammersmith and Fulham	152.3	282
14	Enfield	152.2	508
15	Brent	151.9	501
16	Harrow	150.5	378

Rank	Local Authority	Case Rate (per 100,000)	Number of cases (1 week)
17	Lambeth	141.7	462
18	Sutton	138.1	285
19	Hackney	137.0	385
20	Merton	133.6	276
21	Haringey	133.3	358
22	Kingston upon Thames	129.6	230
23	Barnet	128.3	508
24	Wandsworth	128.0	422
25	Richmond upon Thames	123.2	244
26	Greenwich	121.6	350
27	Croydon	114.6	443
28	Islington	112.6	273
29	Kensington and Chelsea	111.4	174
30	Camden	104.8	283
31	Southwark	101.0	322
32	Lewisham	100.1	306
33	Bromley	98.1	326



Covid-19 rate by local authority



Data from SGSS; Pillar 1 and 2 testing. Figure by Outbreak Surveillance Team, Public Health England.

Contains National Statistics data including 2019 population estimates © Crown copyright and database right 2020

# Age-stratified heatmap of weekly case rate for London : 12 Oct to 04 Nov 2020



Source: Case data from SGSS. Produced by Outbreak Surveillance Team, PHE

Contains National Statistics data © Crown copyright and database right 2020

# Age-stratified heatmap of weekly case rate by local authority for London : 12 Oct to 04 Nov 2020



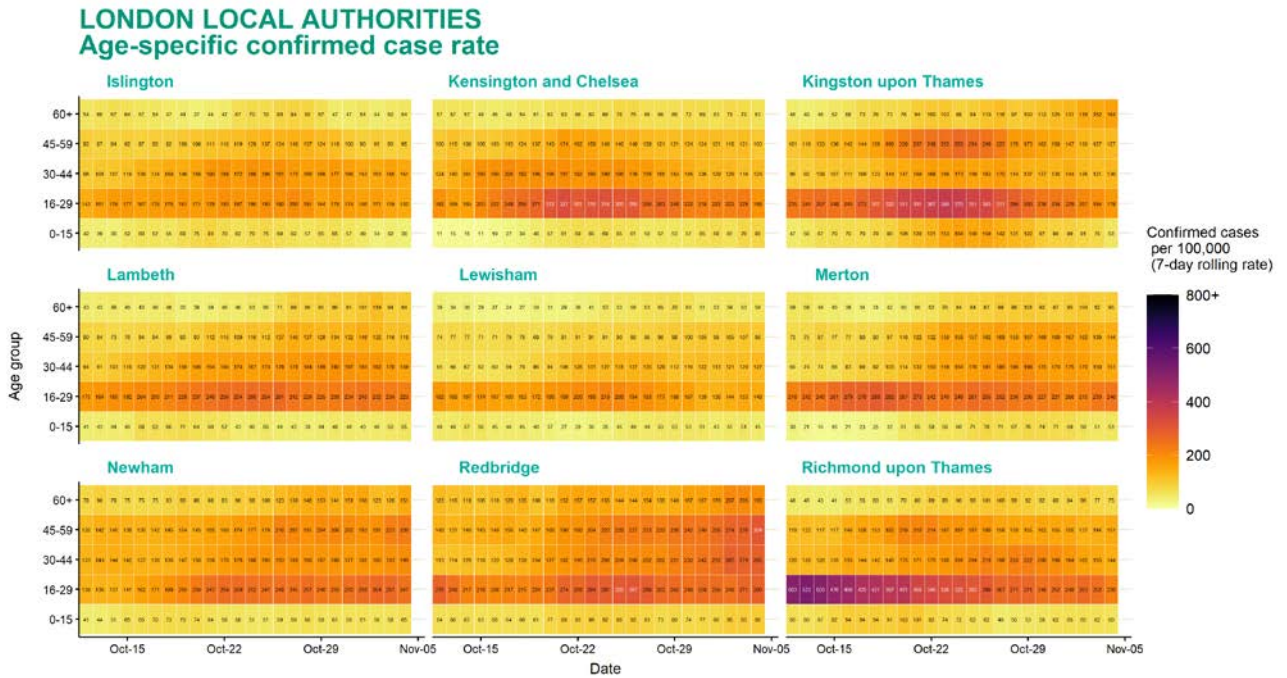
Source: Case data from SGSS. Produced by Outbreak Surveillance Team, PHE  
Contains National Statistics data © Crown copyright and database right 2020

# Age-stratified heatmap of weekly case rate by local authority for London : 12 Oct to 04 Nov 2020



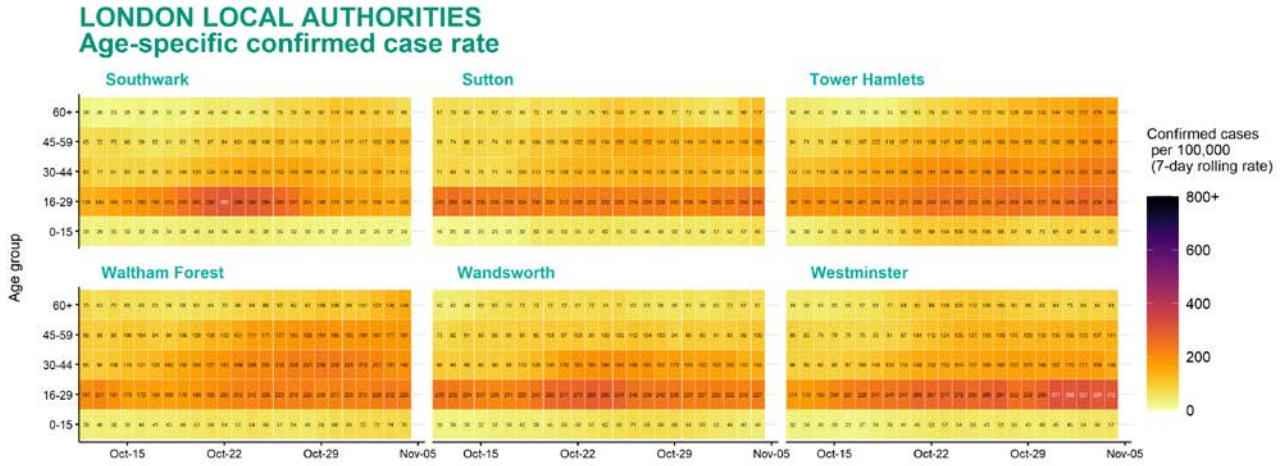
Source: Case data from SGSS. Produced by Outbreak Surveillance Team, PHE  
Contains National Statistics data © Crown copyright and database right 2020

# Age-stratified heatmap of weekly case rate by local authority for London : 12 Oct to 04 Nov 2020



Source: Case data from SGSS. Produced by Outbreak Surveillance Team, PHE  
Contains National Statistics data © Crown copyright and database right 2020

# Age-stratified heatmap of weekly case rate by local authority for London : 12 Oct to 04 Nov 2020



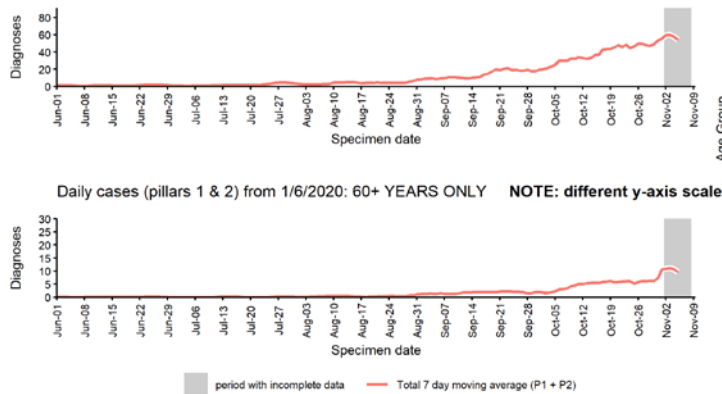
Date

Source: Case data from SGSS. Produced by Outbreak Surveillance Team, PHE  
Contains National Statistics data © Crown copyright and database right 2020

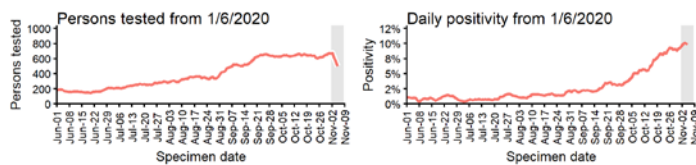
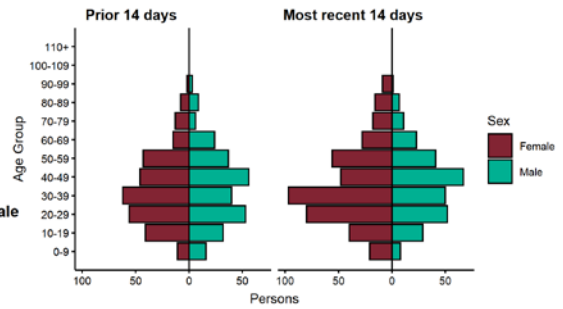
# Daily cases, persons tested and positivity, Barking and Dagenham : 01 June to 08 Nov 2020

## BARKING AND DAGENHAM Cases and persons tested up to November 8 2020

Daily cases (pillars 1 & 2) from 1/6/2020: ALL AGES



Age-sex pyramid for confirmed cases in past 14 days (October 26 2020 to November 8 2020) and prior 14 days (October 12 2020 to October 25 2020) 6 persons excluded due to missing gender or age.



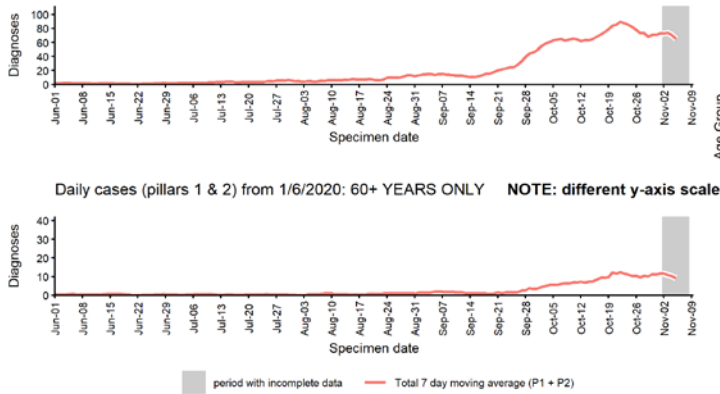
Data from SGSS. Produced by Outbreak Surveillance Team, PHE



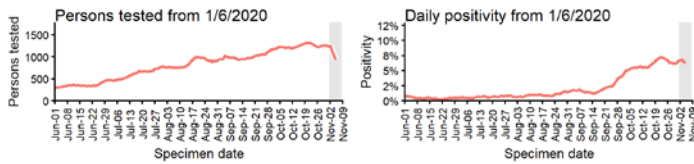
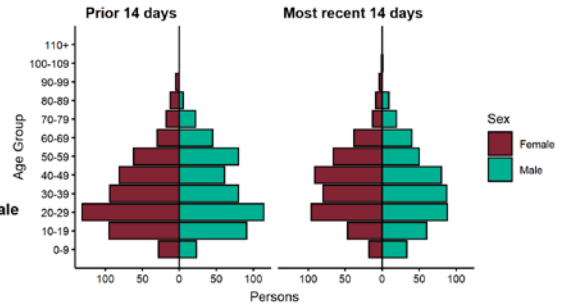
# Daily cases, persons tested and positivity, Barnet : 01 June to 08 Nov 2020

## BARNET Cases and persons tested up to November 8 2020

Daily cases (pillars 1 & 2) from 1/6/2020: ALL AGES



Age-sex pyramid for confirmed cases in past 14 days (October 26 2020 to November 8 2020) and prior 14 days (October 12 2020 to October 25 2020) 6 persons excluded due to missing gender or age.

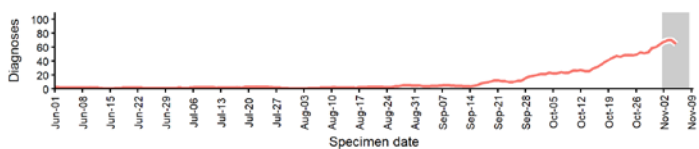


Data from SGSS. Produced by Outbreak Surveillance Team, PHE

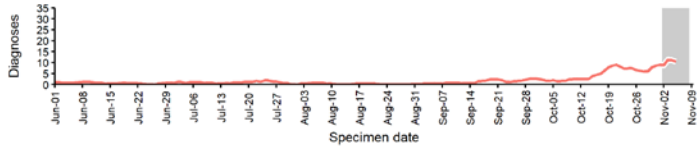
# Daily cases, persons tested and positivity, Bexley : 01 June to 08 Nov 2020

## BEXLEY Cases and persons tested up to November 8 2020

Daily cases (pillars 1 & 2) from 1/6/2020: ALL AGES

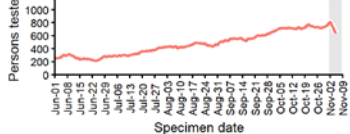


Daily cases (pillars 1 & 2) from 1/6/2020: 60+ YEARS ONLY **NOTE: different y-axis scale**

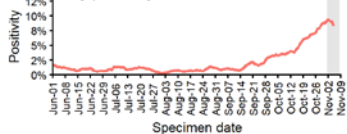


period with incomplete data Total 7 day moving average (P1 + P2)

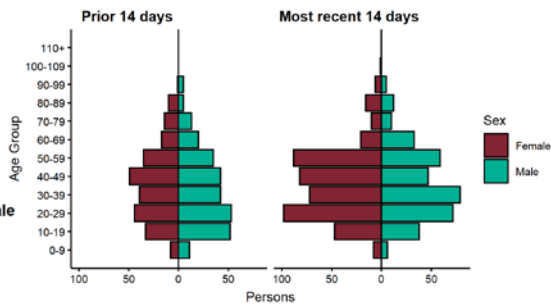
Persons tested from 1/6/2020



Daily positivity from 1/6/2020



Age-sex pyramid for confirmed cases in past 14 days (October 26 2020 to November 8 2020) and prior 14 days (October 12 2020 to October 25 2020) 11 persons excluded due to missing gender or age.

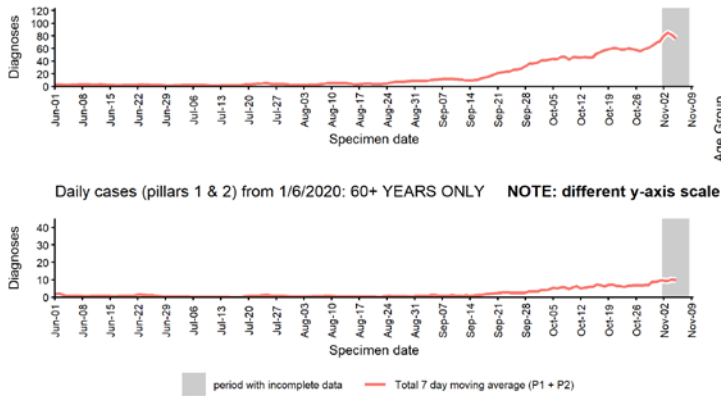


Data from SGSS. Produced by Outbreak Surveillance Team, PHE

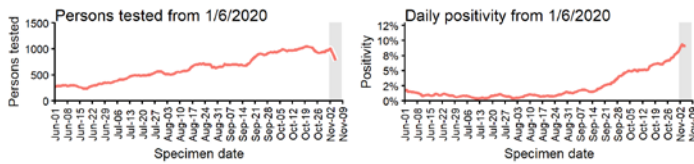
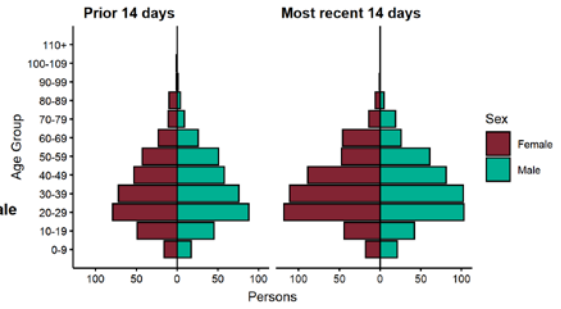
# Daily cases, persons tested and positivity, Brent : 01 June to 08 Nov 2020

## BRENT Cases and persons tested up to November 8 2020

Daily cases (pillars 1 & 2) from 1/6/2020: ALL AGES



Age-sex pyramid for confirmed cases in past 14 days (October 26 2020 to November 8 2020) and prior 14 days (October 12 2020 to October 25 2020) 4 persons excluded due to missing gender or age.

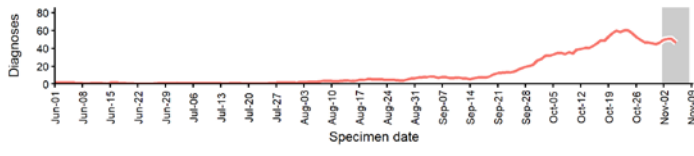


Data from SGSS. Produced by Outbreak Surveillance Team, PHE

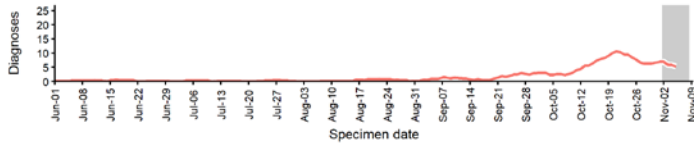
# Daily cases, persons tested and positivity, Bromley : 01 June to 08 Nov 2020

## BROMLEY Cases and persons tested up to November 8 2020

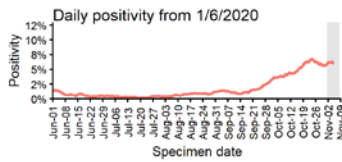
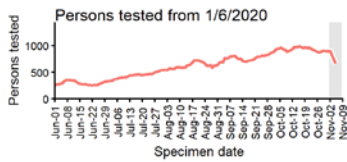
Daily cases (pillars 1 & 2) from 1/6/2020: ALL AGES



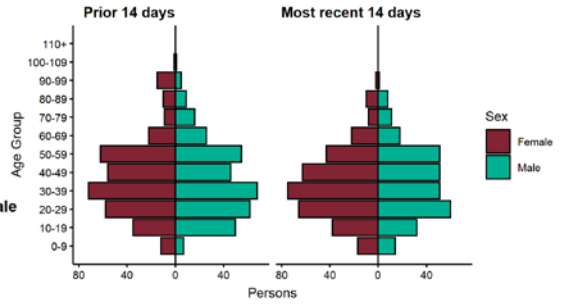
Daily cases (pillars 1 & 2) from 1/6/2020: 60+ YEARS ONLY **NOTE: different y-axis scale**



period with incomplete data Total 7 day moving average (P1 + P2)



Age-sex pyramid for confirmed cases in past 14 days (October 26 2020 to November 8 2020) and prior 14 days (October 12 2020 to October 25 2020) 10 persons excluded due to missing gender or age.

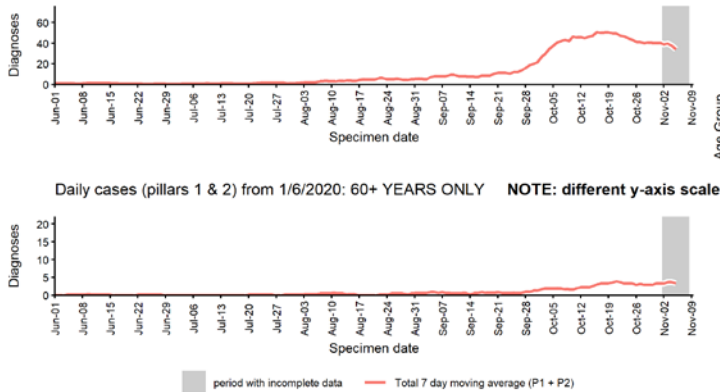


Data from SGSS. Produced by Outbreak Surveillance Team, PHE

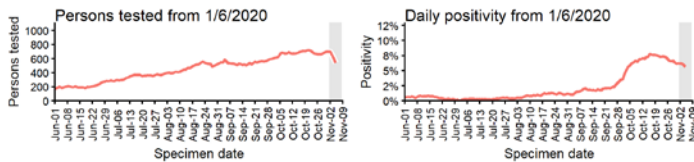
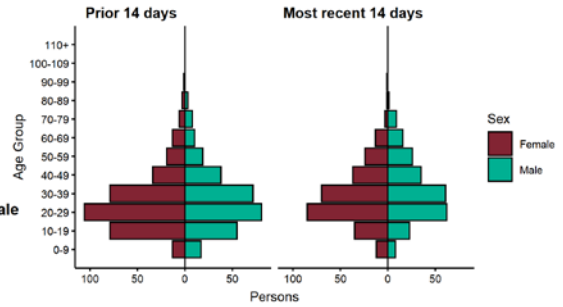
# Daily cases, persons tested and positivity, Camden : 01 June to 08 Nov 2020

## CAMDEN Cases and persons tested up to November 8 2020

Daily cases (pillars 1 & 2) from 1/6/2020: ALL AGES



Age-sex pyramid for confirmed cases in past 14 days (October 26 2020 to November 8 2020) and prior 14 days (October 12 2020 to October 25 2020) 3 persons excluded due to missing gender or age.

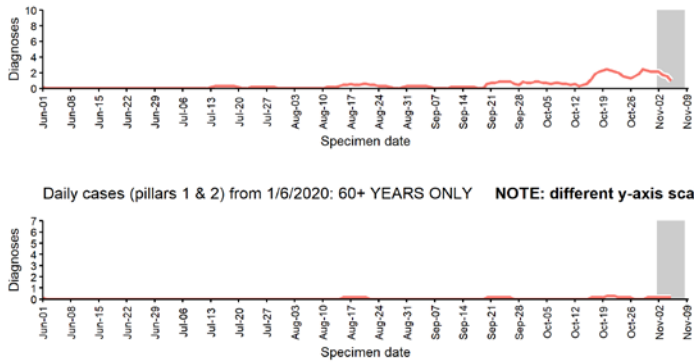


Data from SGSS. Produced by Outbreak Surveillance Team, PHE

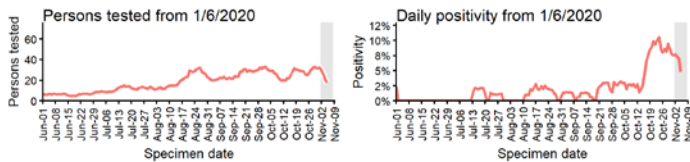
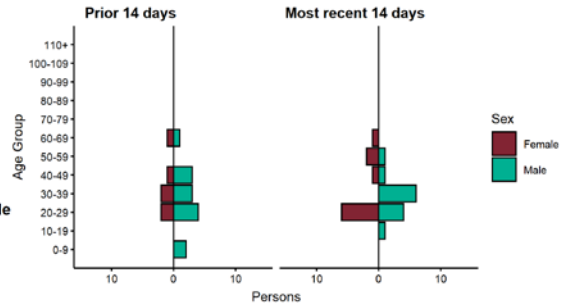
# Daily cases, persons tested and positivity, City of London : 01 June to 08 Nov 2020

## CITY OF LONDON Cases and persons tested up to November 8 2020

Daily cases (pillars 1 & 2) from 1/6/2020: ALL AGES



Age-sex pyramid for confirmed cases in past 14 days (October 26 2020 to November 8 2020) and prior 14 days (October 12 2020 to October 25 2020) 1 persons excluded due to missing gender or age.

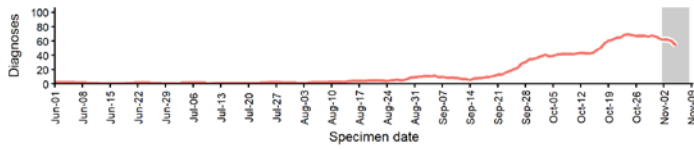


Data from SGSS. Produced by Outbreak Surveillance Team, PHE

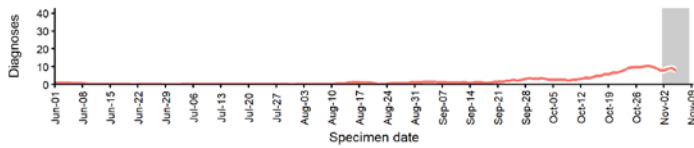
# Daily cases, persons tested and positivity, Croydon : 01 June to 08 Nov 2020

## CROYDON Cases and persons tested up to November 8 2020

Daily cases (pillars 1 & 2) from 1/6/2020: ALL AGES

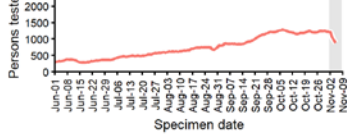


Daily cases (pillars 1 & 2) from 1/6/2020: 60+ YEARS ONLY **NOTE: different y-axis scale**

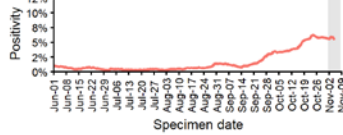


Legend:  period with incomplete data  Total 7 day moving average (P1 + P2)

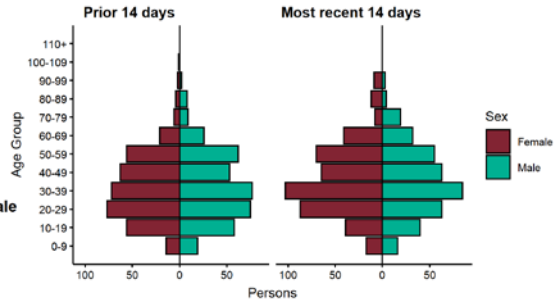
Persons tested from 1/6/2020



Daily positivity from 1/6/2020



Age-sex pyramid for confirmed cases in past 14 days (October 26 2020 to November 8 2020) and prior 14 days (October 12 2020 to October 25 2020) 13 persons excluded due to missing gender or age.

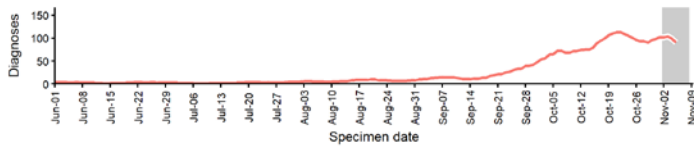


Data from SGSS. Produced by Outbreak Surveillance Team, PHE

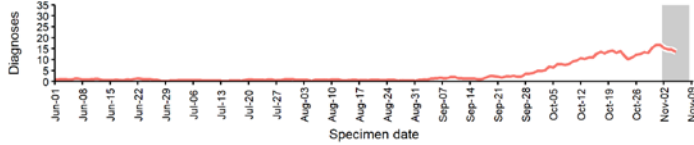
# Daily cases, persons tested and positivity, Ealing : 01 June to 08 Nov 2020

## EALING Cases and persons tested up to November 8 2020

Daily cases (pillars 1 & 2) from 1/6/2020: ALL AGES

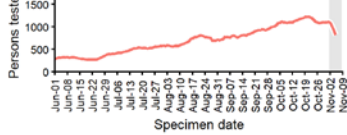


Daily cases (pillars 1 & 2) from 1/6/2020: 60+ YEARS ONLY NOTE: different y-axis scale

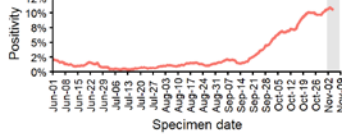


period with incomplete data Total 7 day moving average (P1 + P2)

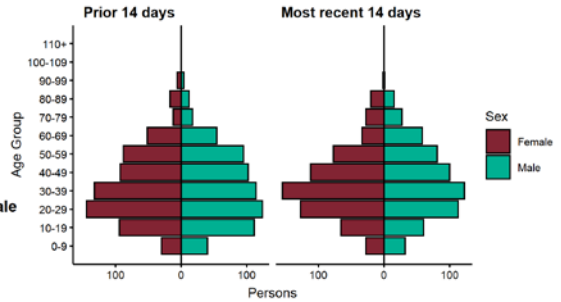
Persons tested from 1/6/2020



Daily positivity from 1/6/2020



Age-sex pyramid for confirmed cases in past 14 days (October 26 2020 to November 8 2020) and prior 14 days (October 12 2020 to October 25 2020) 12 persons excluded due to missing gender or age.



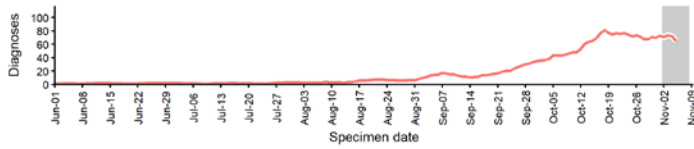
Data from SGSS. Produced by Outbreak Surveillance Team, PHE



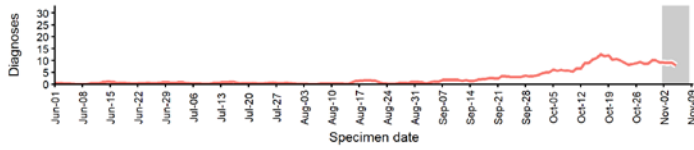
# Daily cases, persons tested and positivity, Enfield : 01 June to 08 Nov 2020

## ENFIELD Cases and persons tested up to November 8 2020

Daily cases (pillars 1 & 2) from 1/6/2020: ALL AGES

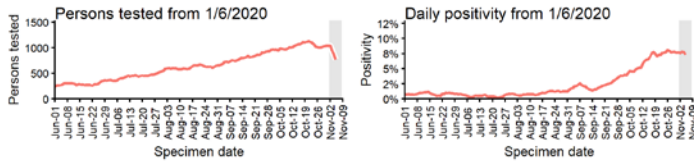
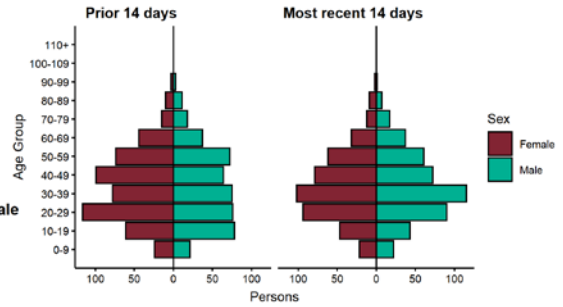


Daily cases (pillars 1 & 2) from 1/6/2020: 60+ YEARS ONLY **NOTE: different y-axis scale**



Legend:  period with incomplete data  Total 7 day moving average (P1 + P2)

Age-sex pyramid for confirmed cases in past 14 days (October 26 2020 to November 8 2020) and prior 14 days (October 12 2020 to October 25 2020) 5 persons excluded due to missing gender or age.

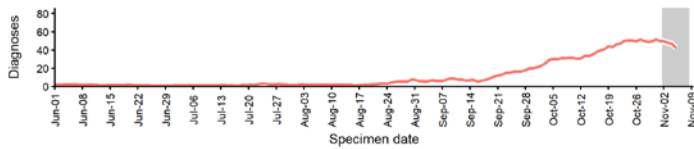


Data from SGSS. Produced by Outbreak Surveillance Team, PHE

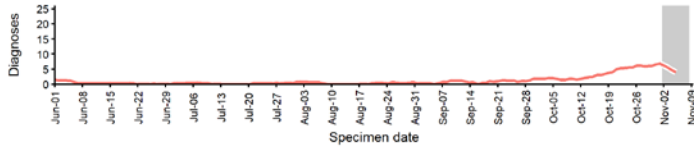
# Daily cases, persons tested and positivity, Greenwich : 01 June to 08 Nov 2020

## GREENWICH Cases and persons tested up to November 8 2020

Daily cases (pillars 1 & 2) from 1/6/2020: ALL AGES

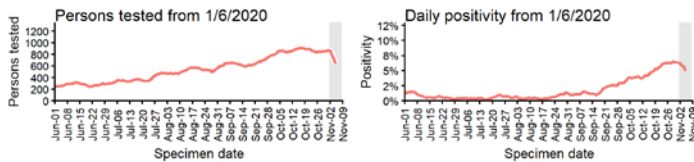
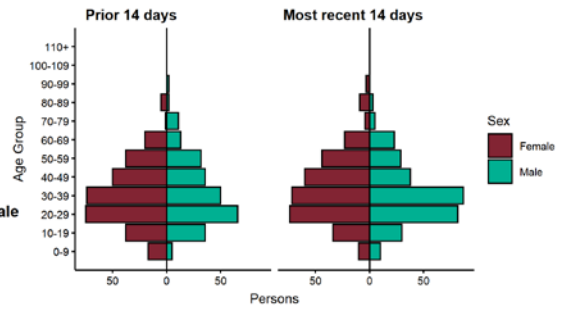


Daily cases (pillars 1 & 2) from 1/6/2020: 60+ YEARS ONLY **NOTE: different y-axis scale**



Legend:  period with incomplete data  Total 7 day moving average (P1 + P2)

Age-sex pyramid for confirmed cases in past 14 days (October 26 2020 to November 8 2020) and prior 14 days (October 12 2020 to October 25 2020) 1 persons excluded due to missing gender or age.

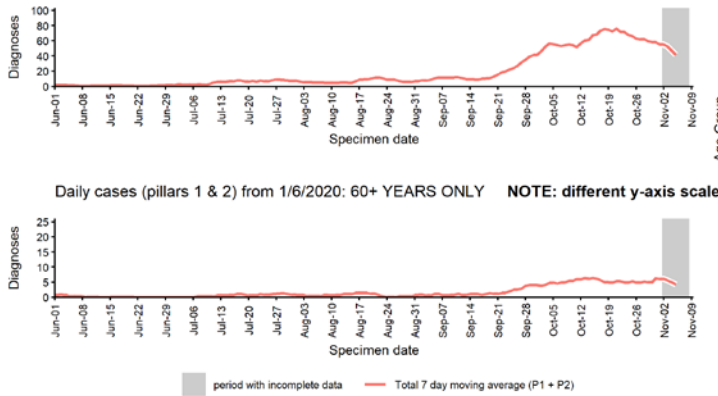


Data from SGSS. Produced by Outbreak Surveillance Team, PHE

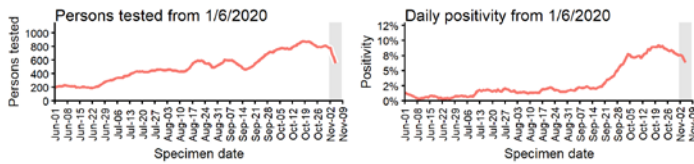
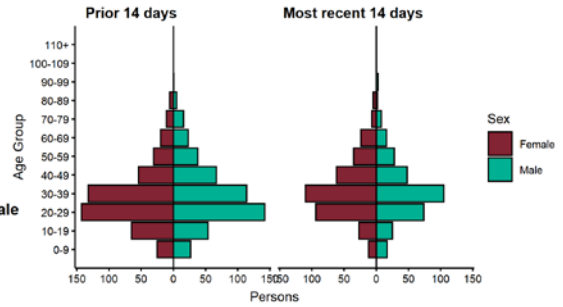
# Daily cases, persons tested and positivity, Hackney : 01 June to 08 Nov 2020

## HACKNEY Cases and persons tested up to November 8 2020

Daily cases (pillars 1 & 2) from 1/6/2020: ALL AGES



Age-sex pyramid for confirmed cases in past 14 days (October 26 2020 to November 8 2020) and prior 14 days (October 12 2020 to October 25 2020) 6 persons excluded due to missing gender or age.

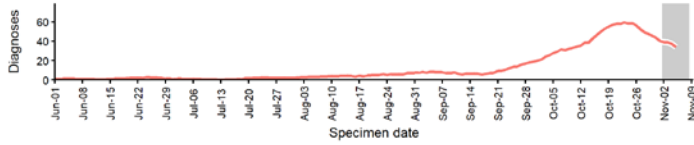


Data from SGSS. Produced by Outbreak Surveillance Team, PHE

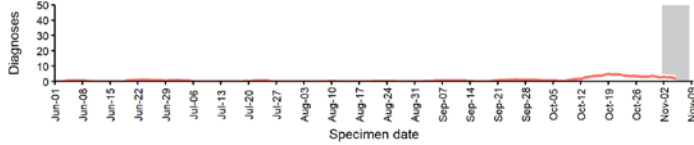
# Daily cases, persons tested and positivity, Hammersmith and Fulham : 01 June to 08 Nov 2020

## HAMMERSMITH AND FULHAM Cases and persons tested up to November 8 2020

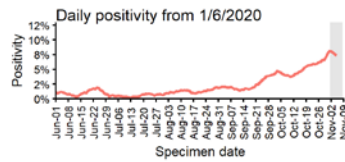
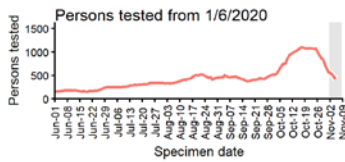
Daily cases (pillars 1 & 2) from 1/6/2020: ALL AGES



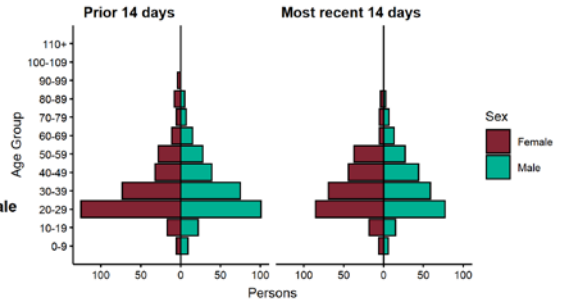
Daily cases (pillars 1 & 2) from 1/6/2020: 60+ YEARS ONLY NOTE: different y-axis scale



period with incomplete data Total 7 day moving average (P1 + P2)



Age-sex pyramid for confirmed cases in past 14 days (October 26 2020 to November 8 2020) and prior 14 days (October 12 2020 to October 25 2020) 46 persons excluded due to missing gender or age.

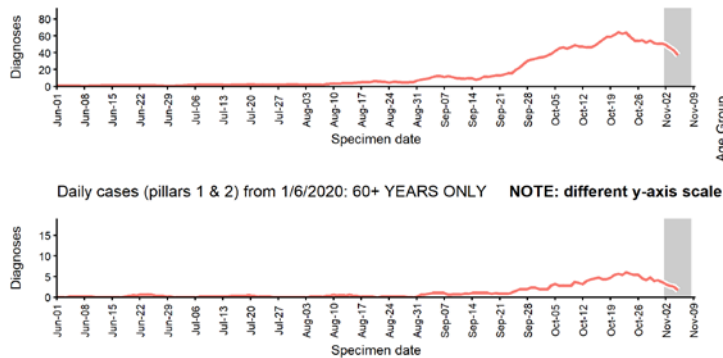


Data from SGSS. Produced by Outbreak Surveillance Team, PHE

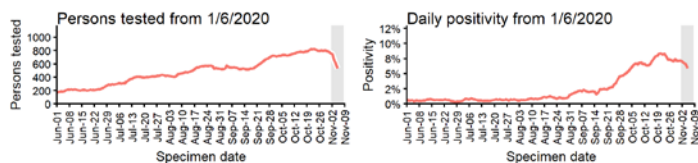
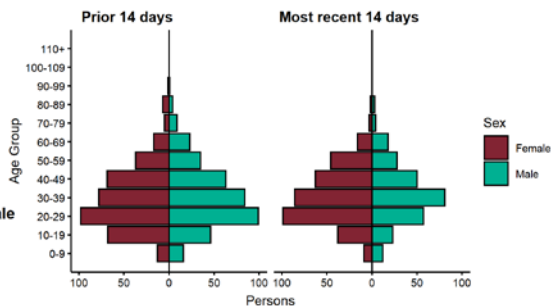
# Daily cases, persons tested and positivity, Haringey : 01 June to 08 Nov 2020

## HARINGEY Cases and persons tested up to November 8 2020

Daily cases (pillars 1 & 2) from 1/6/2020: ALL AGES



Age-sex pyramid for confirmed cases in past 14 days (October 26 2020 to November 8 2020) and prior 14 days (October 12 2020 to October 25 2020) 3 persons excluded due to missing gender or age.

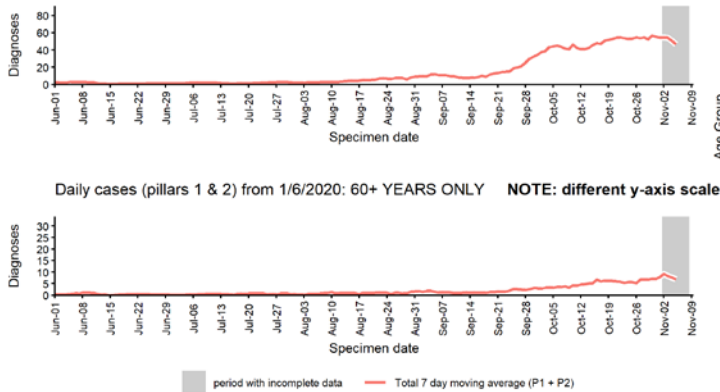


Data from SGSS. Produced by Outbreak Surveillance Team, PHE

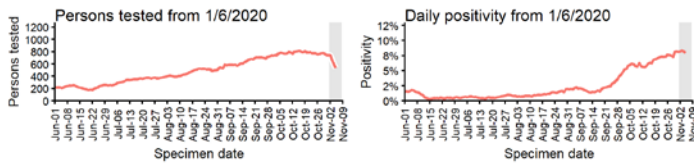
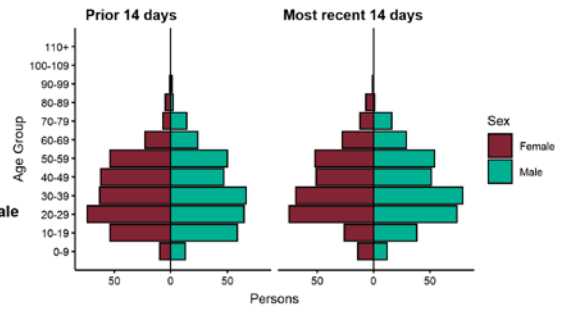
# Daily cases, persons tested and positivity, Harrow : 01 June to 08 Nov 2020

## HARROW Cases and persons tested up to November 8 2020

Daily cases (pillars 1 & 2) from 1/6/2020: ALL AGES



Age-sex pyramid for confirmed cases in past 14 days (October 26 2020 to November 8 2020) and prior 14 days (October 12 2020 to October 25 2020) 5 persons excluded due to missing gender or age.

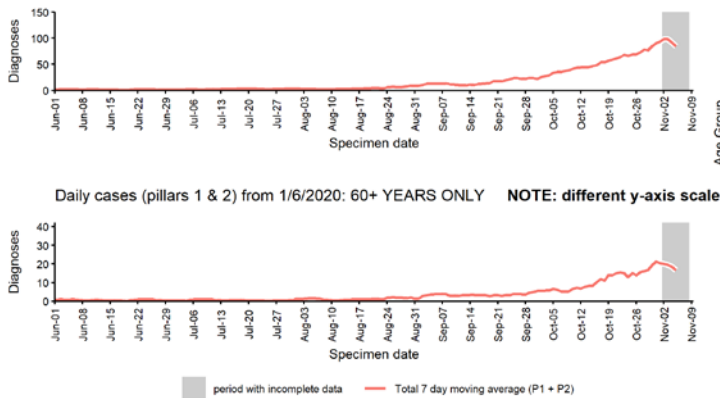


Data from SGSS. Produced by Outbreak Surveillance Team, PHE

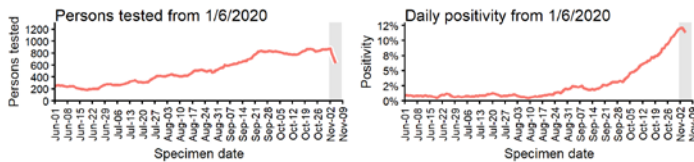
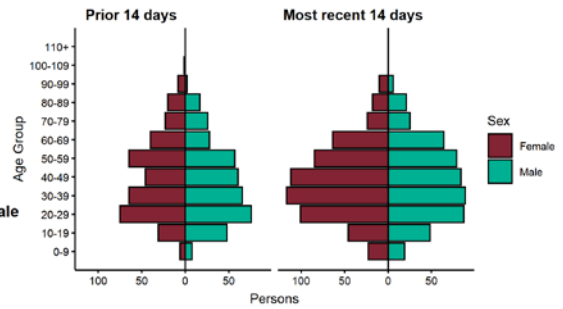
# Daily cases, persons tested and positivity, Havering : 01 June to 08 Nov 2020

## HAVERING Cases and persons tested up to November 8 2020

Daily cases (pillars 1 & 2) from 1/6/2020: ALL AGES



Age-sex pyramid for confirmed cases in past 14 days (October 26 2020 to November 8 2020) and prior 14 days (October 12 2020 to October 25 2020) 9 persons excluded due to missing gender or age.

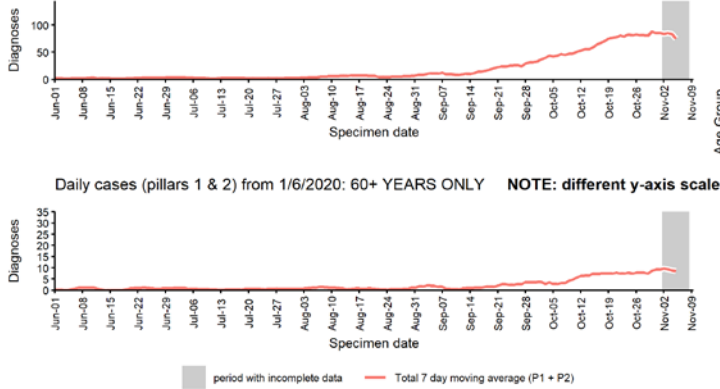


Data from SGSS. Produced by Outbreak Surveillance Team, PHE

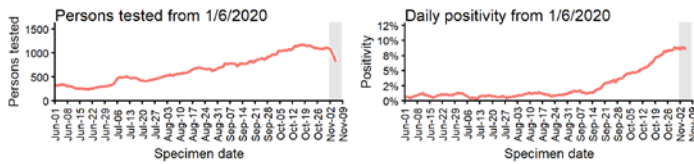
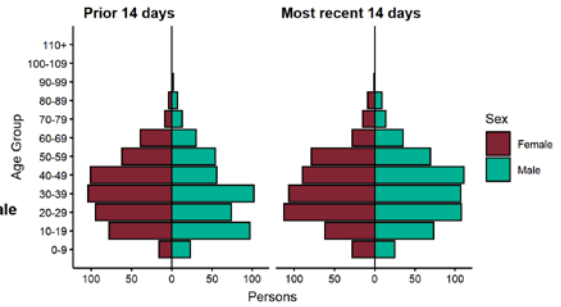
# Daily cases, persons tested and positivity, Hillingdon : 01 June to 08 Nov 2020

## HILLINGDON Cases and persons tested up to November 8 2020

Daily cases (pillars 1 & 2) from 1/6/2020: ALL AGES



Age-sex pyramid for confirmed cases in past 14 days (October 26 2020 to November 8 2020) and prior 14 days (October 12 2020 to October 25 2020) 6 persons excluded due to missing gender or age.



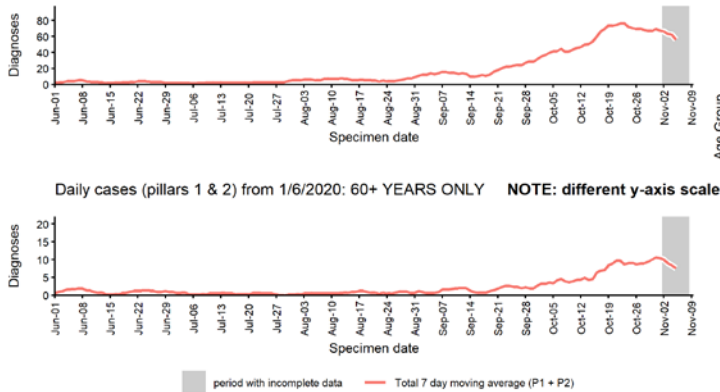
Data from SGSS. Produced by Outbreak Surveillance Team, PHE



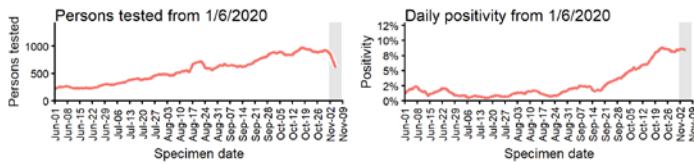
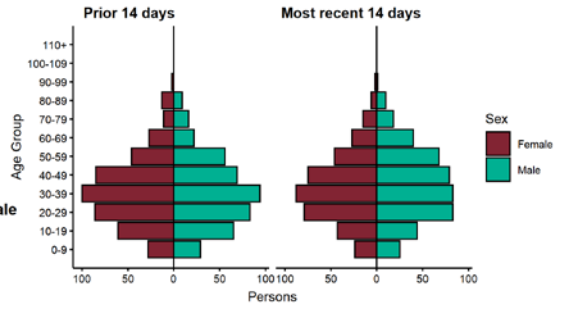
# Daily cases, persons tested and positivity, Hounslow : 01 June to 08 Nov 2020

## HOUNSLOW Cases and persons tested up to November 8 2020

Daily cases (pillars 1 & 2) from 1/6/2020: ALL AGES



Age-sex pyramid for confirmed cases in past 14 days (October 26 2020 to November 8 2020) and prior 14 days (October 12 2020 to October 25 2020) 4 persons excluded due to missing gender or age.

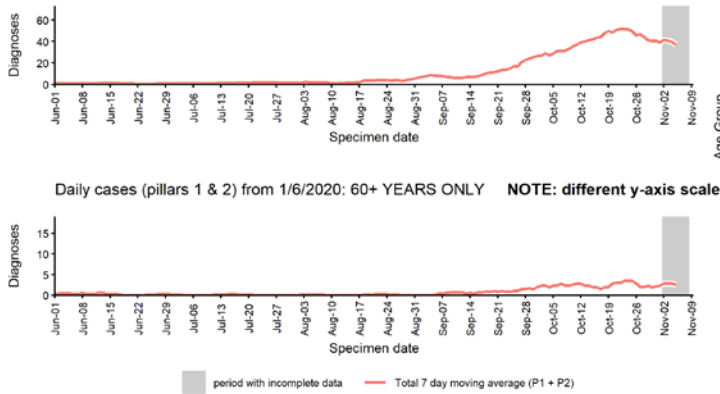


Data from SGSS. Produced by Outbreak Surveillance Team, PHE

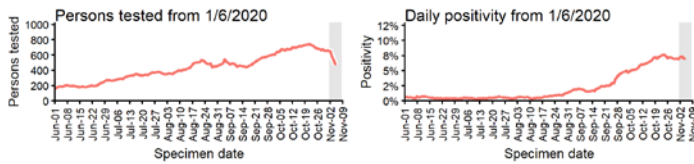
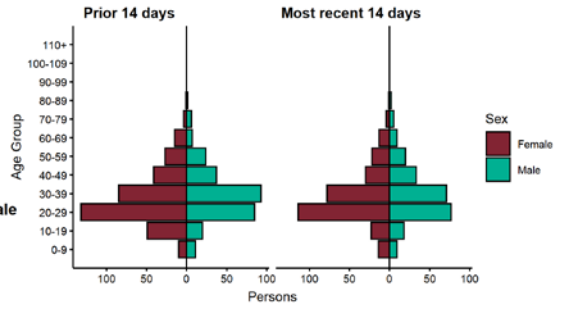
# Daily cases, persons tested and positivity, Islington : 01 June to 08 Nov 2020

## ISLINGTON Cases and persons tested up to November 8 2020

Daily cases (pillars 1 & 2) from 1/6/2020: ALL AGES



Age-sex pyramid for confirmed cases in past 14 days (October 26 2020 to November 8 2020) and prior 14 days (October 12 2020 to October 25 2020) 4 persons excluded due to missing gender or age.

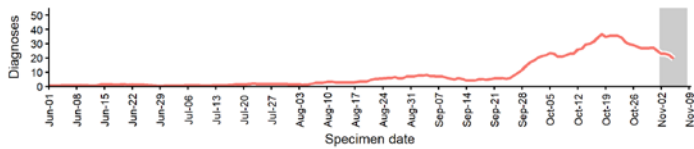


Data from SGSS. Produced by Outbreak Surveillance Team, PHE

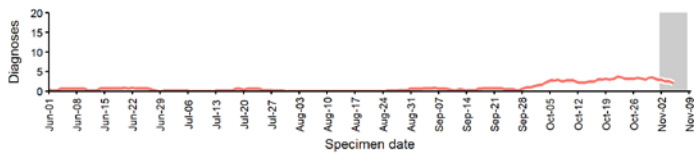
# Daily cases, persons tested and positivity, Kensington and Chelsea : 01 June to 08 Nov 2020

## KENSINGTON AND CHELSEA Cases and persons tested up to November 8 2020

Daily cases (pillars 1 & 2) from 1/6/2020: ALL AGES

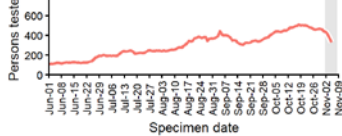


Daily cases (pillars 1 & 2) from 1/6/2020: 60+ YEARS ONLY **NOTE: different y-axis scale**

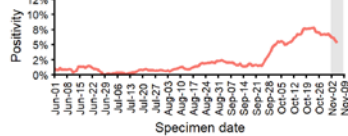


period with incomplete data — Total 7 day moving average (P1 + P2)

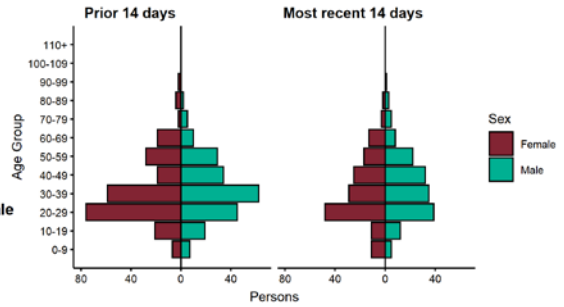
Persons tested from 1/6/2020



Daily positivity from 1/6/2020



Age-sex pyramid for confirmed cases in past 14 days (October 26 2020 to November 8 2020) and prior 14 days (October 12 2020 to October 25 2020) 2 persons excluded due to missing gender or age.

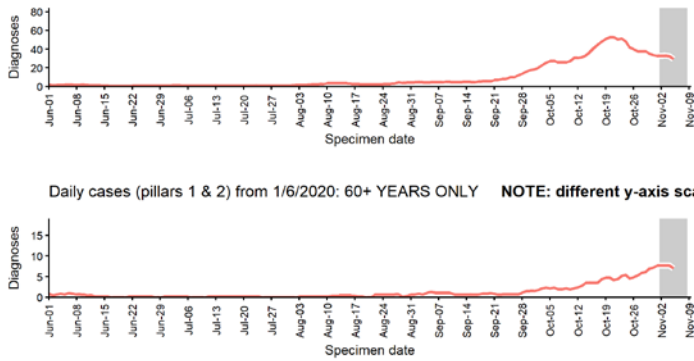


Data from SGSS. Produced by Outbreak Surveillance Team, PHE

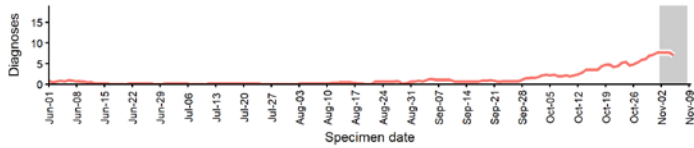
# Daily cases, persons tested and positivity, Kingston upon Thames : 01 June to 08 Nov 2020

## KINGSTON UPON THAMES Cases and persons tested up to November 8 2020

Daily cases (pillars 1 & 2) from 1/6/2020: ALL AGES

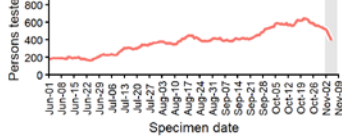


Daily cases (pillars 1 & 2) from 1/6/2020: 60+ YEARS ONLY **NOTE: different y-axis scale**

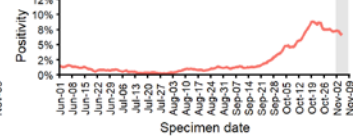


period with incomplete data — Total 7 day moving average (P1 + P2)

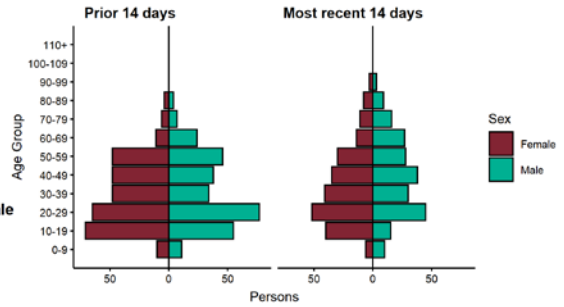
Persons tested from 1/6/2020



Daily positivity from 1/6/2020



Age-sex pyramid for confirmed cases in past 14 days (October 26 2020 to November 8 2020) and prior 14 days (October 12 2020 to October 25 2020) 6 persons excluded due to missing gender or age.

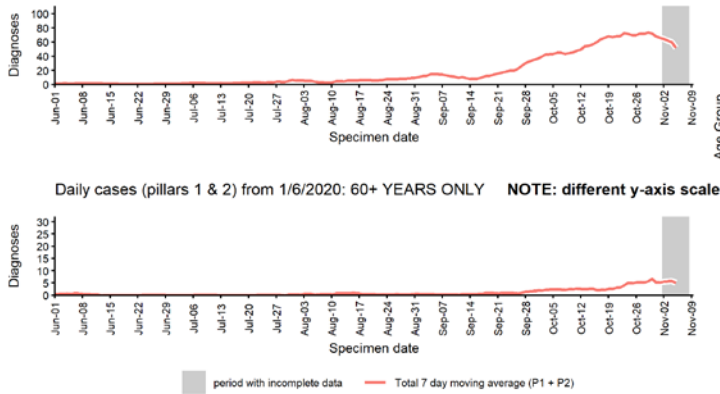


Data from SGSS. Produced by Outbreak Surveillance Team, PHE

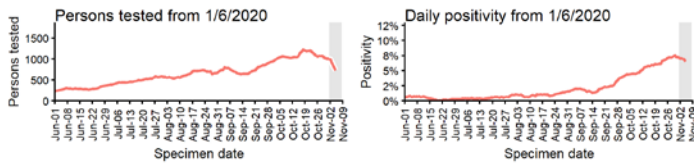
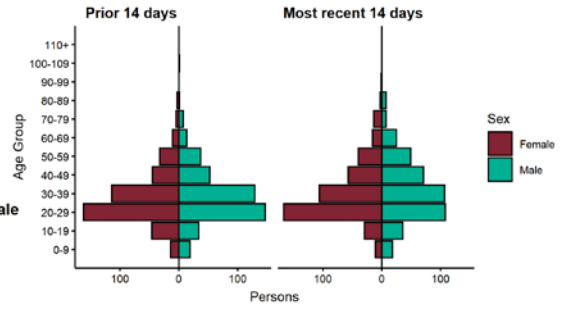
# Daily cases, persons tested and positivity, Lambeth : 01 June to 08 Nov 2020

## LAMBETH Cases and persons tested up to November 8 2020

Daily cases (pillars 1 & 2) from 1/6/2020: ALL AGES



Age-sex pyramid for confirmed cases in past 14 days (October 26 2020 to November 8 2020) and prior 14 days (October 12 2020 to October 25 2020) 6 persons excluded due to missing gender or age.

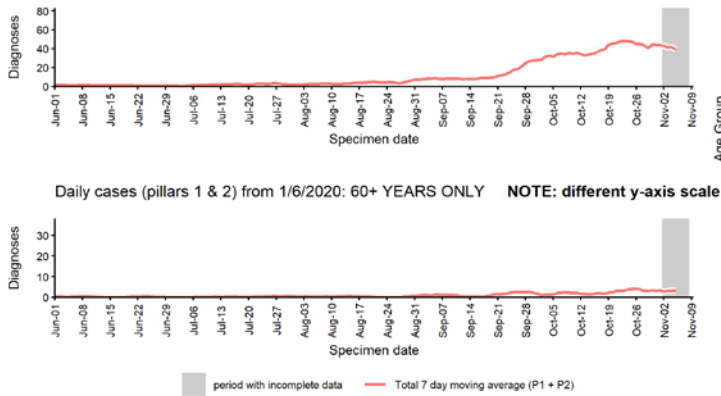


Data from SGSS. Produced by Outbreak Surveillance Team, PHE

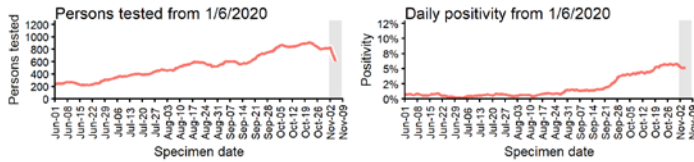
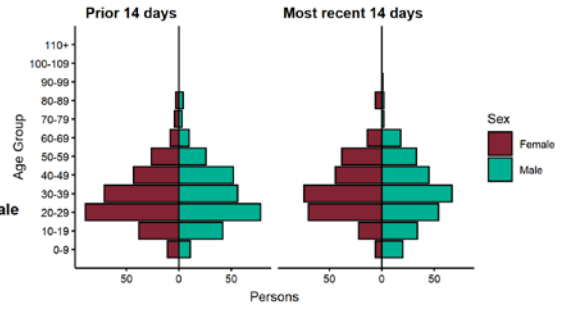
# Daily cases, persons tested and positivity, Lewisham : 01 June to 08 Nov 2020

## LEWISHAM Cases and persons tested up to November 8 2020

Daily cases (pillars 1 & 2) from 1/6/2020: ALL AGES



Age-sex pyramid for confirmed cases in past 14 days (October 26 2020 to November 8 2020) and prior 14 days (October 12 2020 to October 25 2020) 9 persons excluded due to missing gender or age.

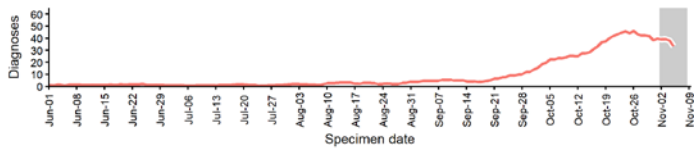


Data from SGSS. Produced by Outbreak Surveillance Team, PHE

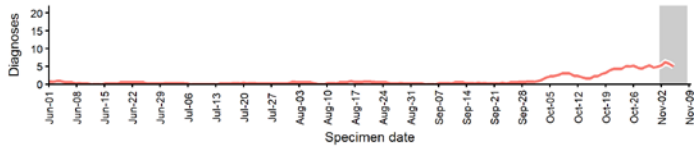
# Daily cases, persons tested and positivity, Merton : 01 June to 08 Nov 2020

## MERTON Cases and persons tested up to November 8 2020

Daily cases (pillars 1 & 2) from 1/6/2020: ALL AGES

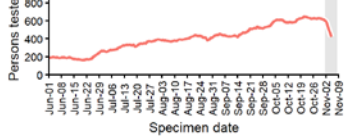


Daily cases (pillars 1 & 2) from 1/6/2020: 60+ YEARS ONLY **NOTE: different y-axis scale**

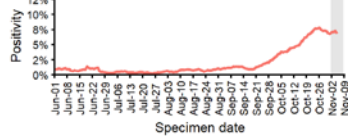


period with incomplete data — Total 7 day moving average (P1 + P2)

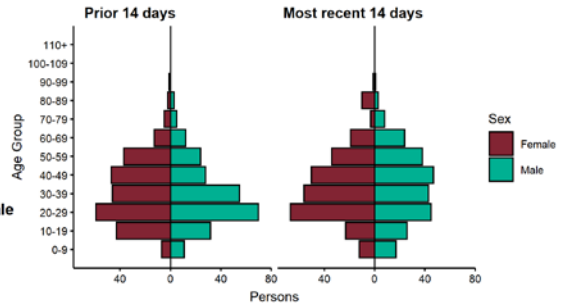
Persons tested from 1/6/2020



Daily positivity from 1/6/2020



Age-sex pyramid for confirmed cases in past 14 days (October 26 2020 to November 8 2020) and prior 14 days (October 12 2020 to October 25 2020) 2 persons excluded due to missing gender or age.

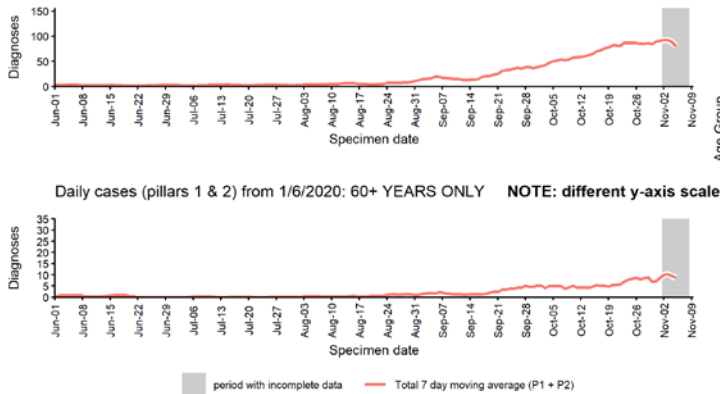


Data from SGSS. Produced by Outbreak Surveillance Team, PHE

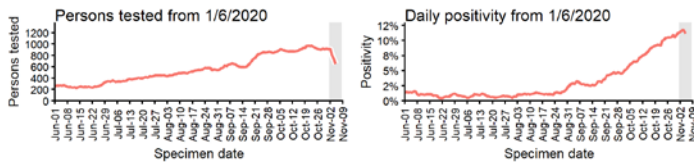
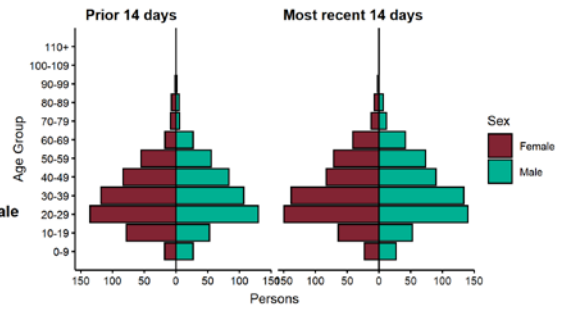
# Daily cases, persons tested and positivity, Newham : 01 June to 08 Nov 2020

## NEWHAM Cases and persons tested up to November 8 2020

Daily cases (pillars 1 & 2) from 1/6/2020: ALL AGES



Age-sex pyramid for confirmed cases in past 14 days (October 26 2020 to November 8 2020) and prior 14 days (October 12 2020 to October 25 2020) 1 persons excluded due to missing gender or age.



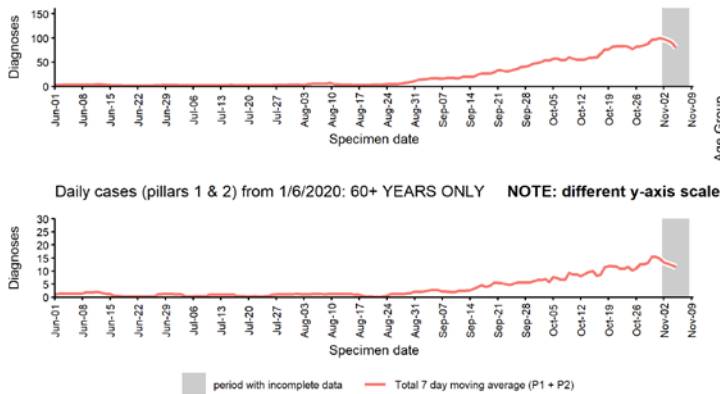
Data from SGSS. Produced by Outbreak Surveillance Team, PHE



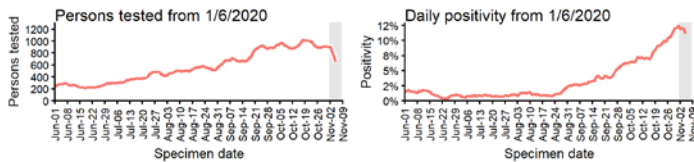
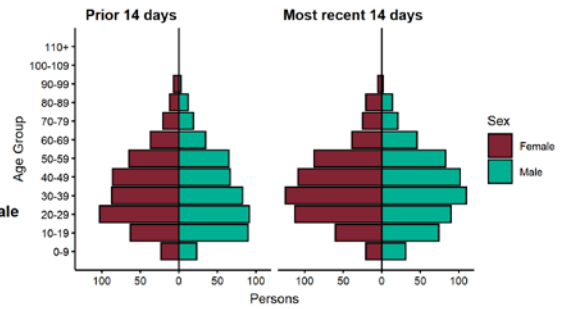
# Daily cases, persons tested and positivity, Redbridge : 01 June to 08 Nov 2020

## REDBRIDGE Cases and persons tested up to November 8 2020

Daily cases (pillars 1 & 2) from 1/6/2020: ALL AGES



Age-sex pyramid for confirmed cases in past 14 days (October 26 2020 to November 8 2020) and prior 14 days (October 12 2020 to October 25 2020) 6 persons excluded due to missing gender or age.

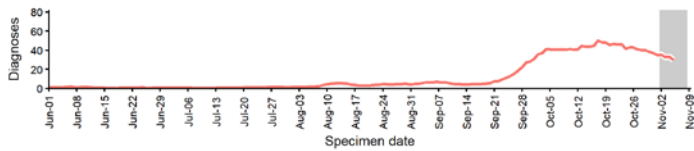


Data from SGSS. Produced by Outbreak Surveillance Team, PHE

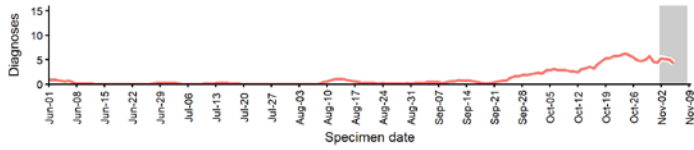
# Daily cases, persons tested and positivity, Richmond upon Thames : 01 June to 08 Nov 2020

## RICHMOND UPON THAMES Cases and persons tested up to November 8 2020

Daily cases (pillars 1 & 2) from 1/6/2020: ALL AGES

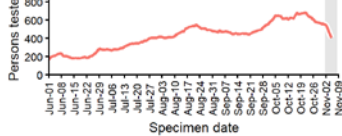


Daily cases (pillars 1 & 2) from 1/6/2020: 60+ YEARS ONLY **NOTE: different y-axis scale**

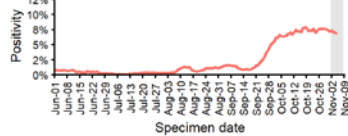


■ period with incomplete data — Total 7 day moving average (P1 + P2)

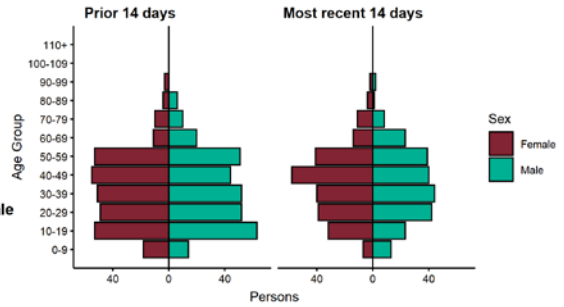
Persons tested from 1/6/2020



Daily positivity from 1/6/2020



Age-sex pyramid for confirmed cases in past 14 days (October 26 2020 to November 8 2020) and prior 14 days (October 12 2020 to October 25 2020) 2 persons excluded due to missing gender or age.

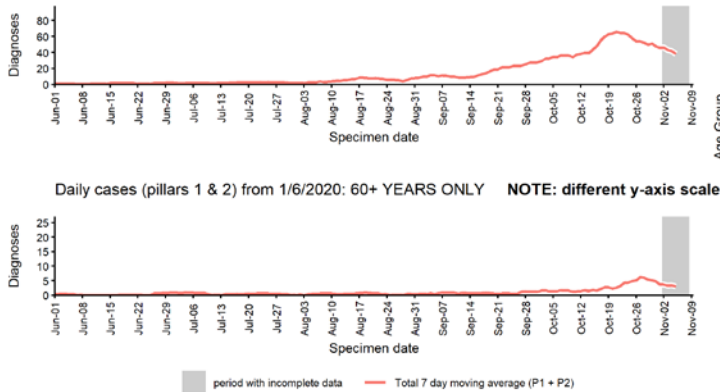


Data from SGSS. Produced by Outbreak Surveillance Team, PHE

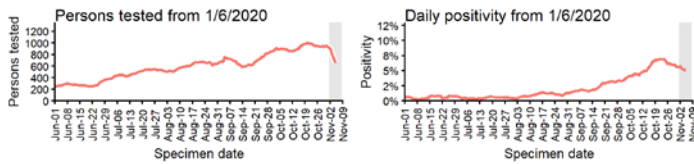
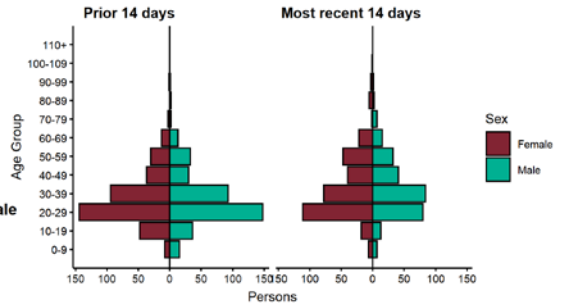
# Daily cases, persons tested and positivity, Southwark : 01 June to 08 Nov 2020

## SOUTHWARK Cases and persons tested up to November 8 2020

Daily cases (pillars 1 & 2) from 1/6/2020: ALL AGES



Age-sex pyramid for confirmed cases in past 14 days (October 26 2020 to November 8 2020) and prior 14 days (October 12 2020 to October 25 2020) 1 persons excluded due to missing gender or age.

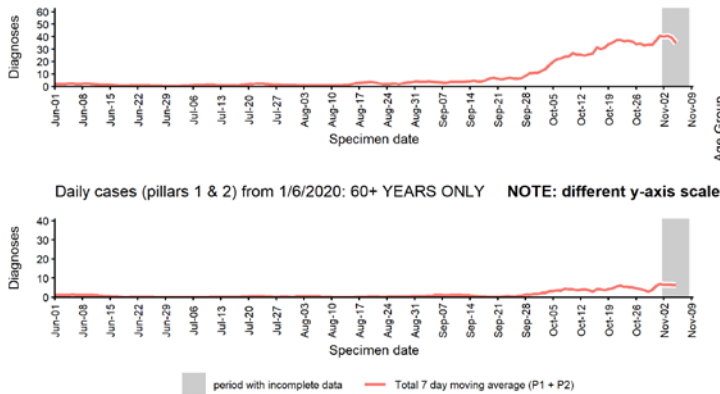


Data from SGSS. Produced by Outbreak Surveillance Team, PHE

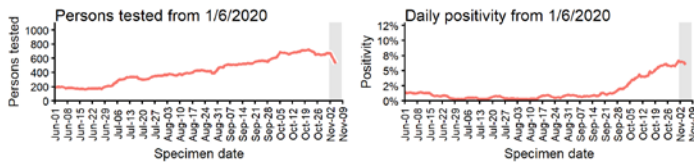
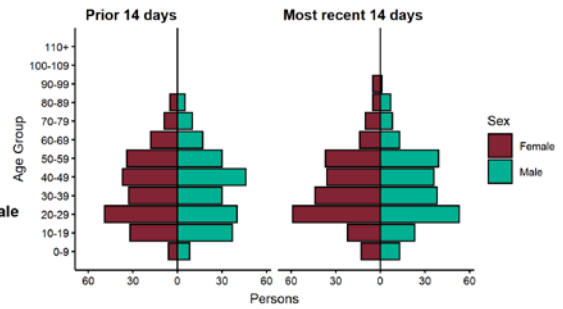
# Daily cases, persons tested and positivity, Sutton : 01 June to 08 Nov 2020

## SUTTON Cases and persons tested up to November 8 2020

Daily cases (pillars 1 & 2) from 1/6/2020: ALL AGES



Age-sex pyramid for confirmed cases in past 14 days (October 26 2020 to November 8 2020) and prior 14 days (October 12 2020 to October 25 2020) 4 persons excluded due to missing gender or age.

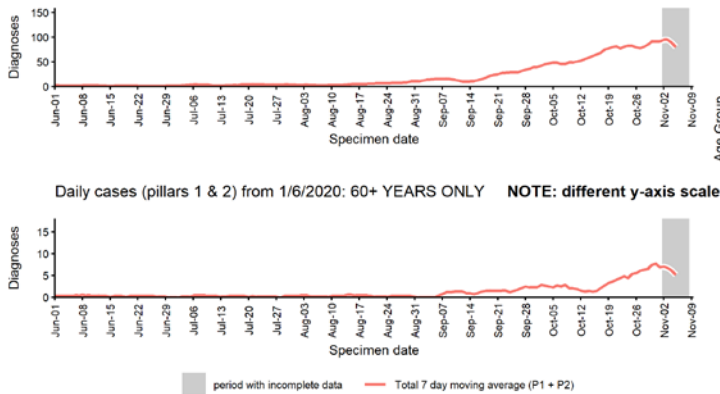


Data from SGSS. Produced by Outbreak Surveillance Team, PHE

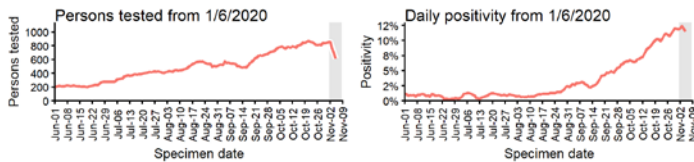
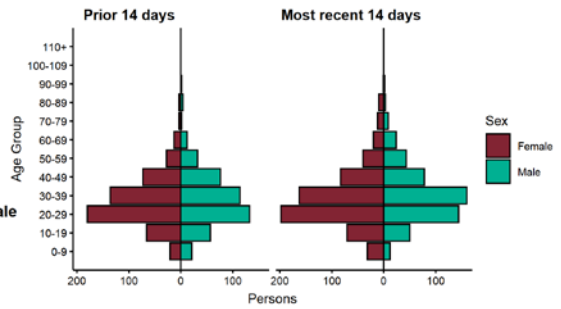
# Daily cases, persons tested and positivity, Tower Hamlets : 01 June to 08 Nov 2020

## TOWER HAMLETS Cases and persons tested up to November 8 2020

Daily cases (pillars 1 & 2) from 1/6/2020: ALL AGES



Age-sex pyramid for confirmed cases in past 14 days (October 26 2020 to November 8 2020) and prior 14 days (October 12 2020 to October 25 2020) 5 persons excluded due to missing gender or age.

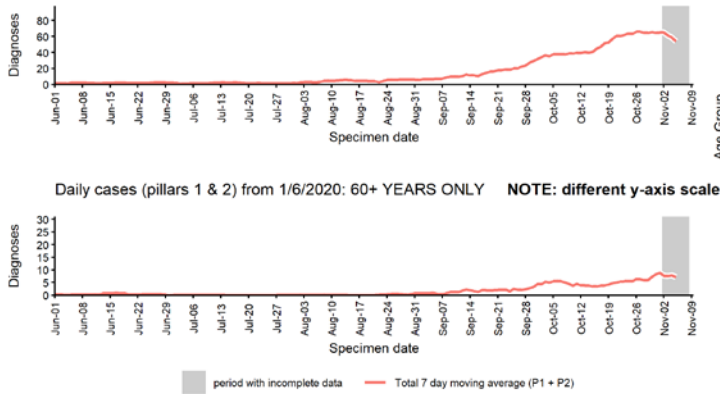


Data from SGSS. Produced by Outbreak Surveillance Team, PHE

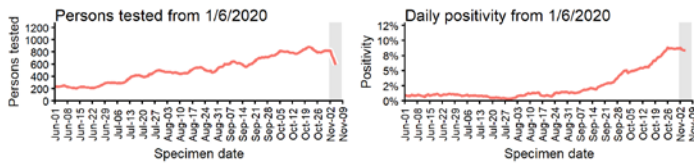
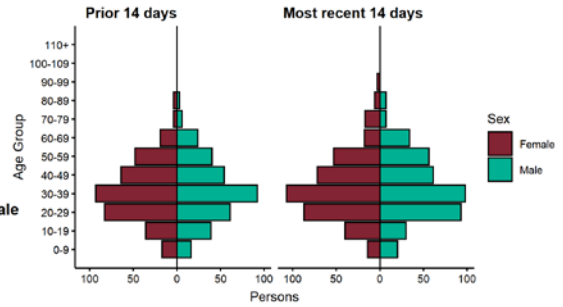
# Daily cases, persons tested and positivity, Waltham Forest : 01 June to 08 Nov 2020

## WALTHAM FOREST Cases and persons tested up to November 8 2020

Daily cases (pillars 1 & 2) from 1/6/2020: ALL AGES



Age-sex pyramid for confirmed cases in past 14 days (October 26 2020 to November 8 2020) and prior 14 days (October 12 2020 to October 25 2020) 4 persons excluded due to missing gender or age.

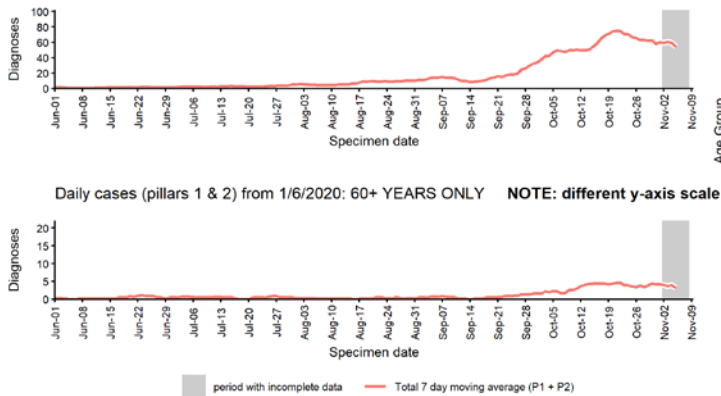


Data from SGSS. Produced by Outbreak Surveillance Team, PHE

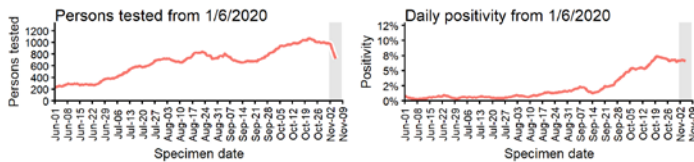
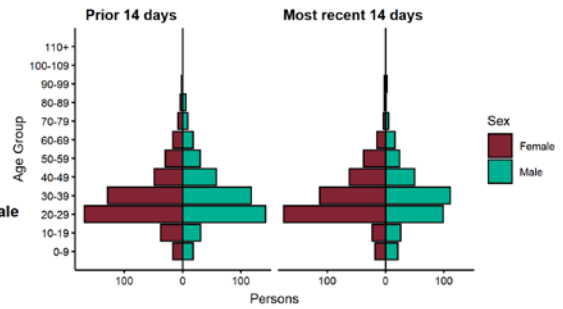
# Daily cases, persons tested and positivity, Wandsworth : 01 June to 08 Nov 2020

## WANDSWORTH Cases and persons tested up to November 8 2020

Daily cases (pillars 1 & 2) from 1/6/2020: ALL AGES



Age-sex pyramid for confirmed cases in past 14 days (October 26 2020 to November 8 2020) and prior 14 days (October 12 2020 to October 25 2020) 6 persons excluded due to missing gender or age.

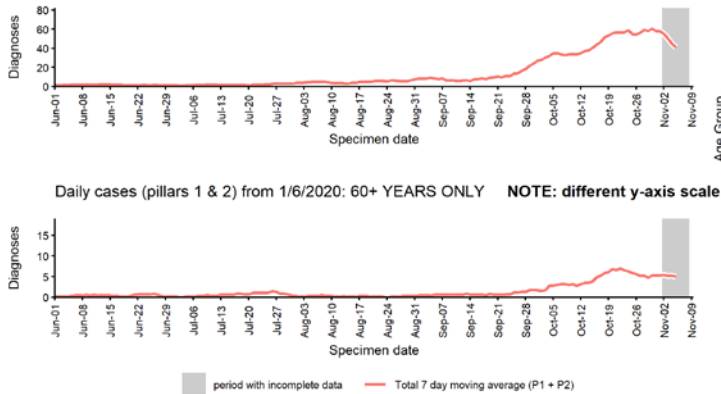


Data from SGSS. Produced by Outbreak Surveillance Team, PHE

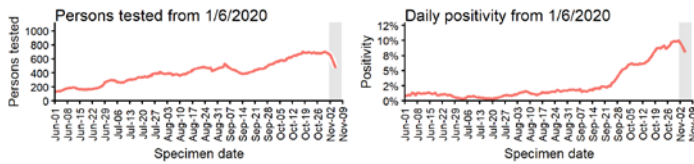
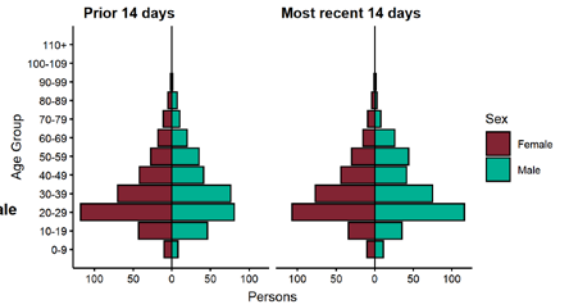
# Daily cases, persons tested and positivity, Westminster : 01 June to 08 Nov 2020

## WESTMINSTER Cases and persons tested up to November 8 2020

Daily cases (pillars 1 & 2) from 1/6/2020: ALL AGES



Age-sex pyramid for confirmed cases in past 14 days (October 26 2020 to November 8 2020) and prior 14 days (October 12 2020 to October 25 2020) 3 persons excluded due to missing gender or age.



Data from SGSS. Produced by Outbreak Surveillance Team, PHE





© Crown copyright 2020

[www.gov.uk/dhsc](http://www.gov.uk/dhsc)

This publication is licensed under the terms of the Open Government Licence v3.0 except where otherwise stated. To view this licence, visit [nationalarchives.gov.uk/doc/open-government-licence/version/3](http://nationalarchives.gov.uk/doc/open-government-licence/version/3)

Where we have identified any third party copyright information you will need to obtain permission from the copyright holders concerned.

**OGL**