



Ministry
of Defence

UK Defence in Numbers 2019



Content

Secretary of State for Defence Foreword	1
What We Spend	2
Future Defence Spending	4
Protect Our People	6
Project Our Global Influence	13
D-Day75	16
Promote Our Prosperity	18
Managing the Department of State	23

The Rt Hon Ben Wallace MP Secretary of State for Defence



Much of what our military does is unseen but, whether over the horizon or under the sea, our Armed Forces are as important as ever. Defence in Numbers paints a picture of their vast contribution.

Our people are in every part of the globe: helping our Ukrainian allies defend against Russian aggression; liberating Eastern Syria from Daesh; guarding international trade in the Gulf; and maintaining the 50-year vigil of our undersea deterrent, silent, and undetected. Those Trident submarines are British made – a reminder that our military strength is built on a world-class Defence industry.

This publication shows that the sector directly supports more than 100,000 jobs across the four nations of the United Kingdom and many more in the supply chain. It is expert in everything from shipbuilding and armoured vehicles to missiles and aerospace. And that it is the 2nd largest defence exporter in the world.

For all UK Defence's success, we cannot be complacent. Since I left the Army 21 years ago war fighting has changed beyond recognition. The dangers come from terrorists, aggressor states and new technologies such as drones, satellites and Artificial Intelligence. But, in these pages you'll see how the UK's responding.

Our budget is rising to almost £41.5bn by 2020/21. Our NATO contribution is at 2.1 per cent of GDP – cementing our position as Europe's leading Alliance member. And with an extra £2.2bn to spend this year and next we'll be bringing in Type 31 Global Combat Ships, anti-submarine frigates and a new national cyber force.

Our F35s are ready for global missions. Our flagship carriers are taking to sea. Our modern, innovative, 21st century future force is emerging.

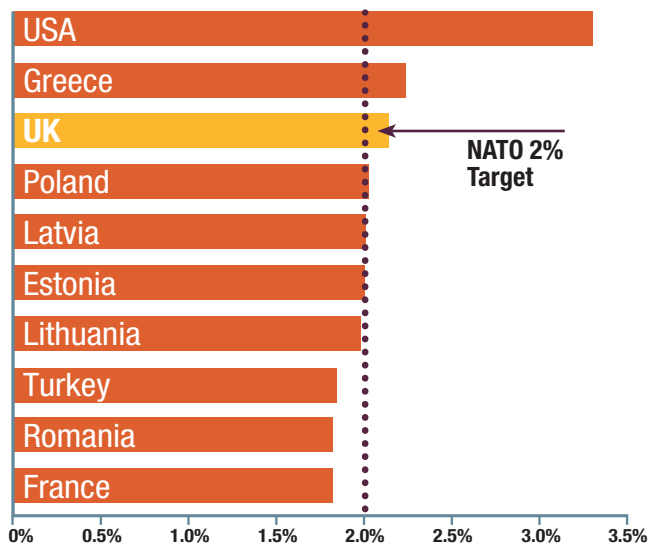
Seventy-five years ago, our brave British heroes were storming the Normandy beaches to liberate our continent from Nazism. The dangers we face today are very different. But we're guaranteeing Defence not only remains the spine of our nation but the tip of the spear for a resurgent Global Britain.

What We Spend

In 2018/19:

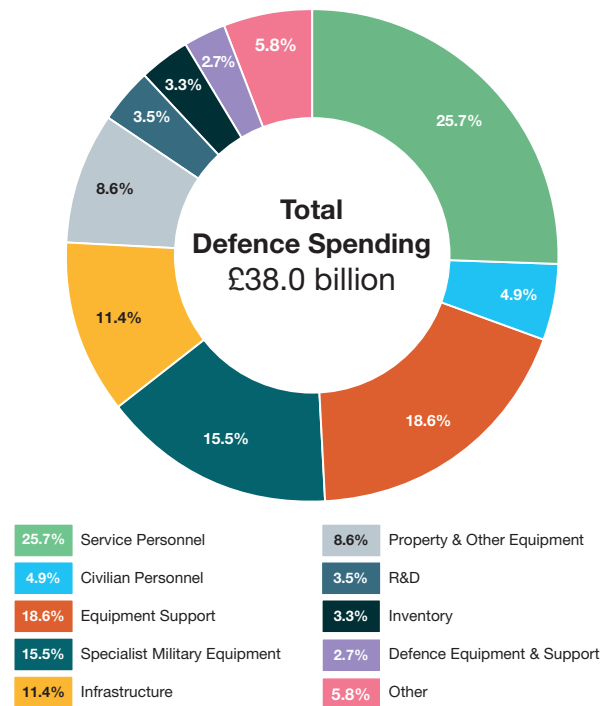
- The MOD spent **£38.0 billion**.
- **£15.9 billion** was allocated to Defence Equipment and Support.
- Our Defence expenditure as a percentage of National GDP is **2.1%**.

This puts us **THIRD** in NATO. The current top ten are:



Source: NATO Defence Expenditures of NATO Countries (2012-2019)
MOD Departmental Resources 2019

The breakdown of Defence Expenditure in 2018/2019 was:



Other Costs includes travel & subsistence, professional services & fees, training, receipts from various sources, costs recoveries, dividends, interest, release of provisions, Conflict Stability and Security Fund, War Pension Benefits and spend on Arm's Length Bodies

Source: Departmental Resources 2019

Future Defence Spending

The Government is investing an **additional £2.2 billion** in Defence over this year and next.

This represents an increase of **2.6% above inflation** between 2019/20 and 2020/21.

This additional funding ensures we continue to **exceed our NATO commitment to spend 2% of GDP on Defence.**

We have a **£39 billion** Defence budget in 2019/20 and with the additional funding announced at Spending Round 19, this will rise to almost **£41.5 billion by 2020/21.**

This cements the UK's position as the leading European ally in NATO, remaining, by far, the **largest NATO Defence spender in Europe** in absolute terms.

Source: MOD

Planned Expenditure on Equipment and Support between 2019 to 2029

Submarines
£46.7 billion



Information Systems and Services
£24.0 billion

Land Equipment
£19.5 billion



Ships
£19.3 billion

Air Support
£18.4 billion



Combat Air
£17.1 billion

Weapons
£14.7 billion



Helicopters
£10.8 billion

Intelligence, Surveillance, Target Acquisition and Reconnaissance
£5.7 billion

Source: Defence Equipment Plan 2019

UK Carrier Strike Group

OCTOBER
2019

UK F-35 Lightning jets landing, taking off and hovering onboard Britain's next generation aircraft carrier, **HMS Queen Elizabeth** for the first time.

The **Type 45 destroyer HMS Dragon** is also pictured.

The landings on HMS Queen Elizabeth are part of the '**WESTLANT 19**' Carrier Strike Group deployment. Once fully operational, **UK Carrier Strike Group** will be a formidable force around the world, using a number of platforms to work alongside our allies.



Protect Our People

Our notable achievements include:



Supported the liberation of Eastern Syria from Daesh.

£1.5 billion invested in Dreadnought Submarine Programme delivery phase since April 2018.



Provided military aid to the civil authorities on **over 120 occasions**, including counter-drone activity at Gatwick.

Celebrated **50 years** of Continuous At Sea Deterrence.

In the Caribbean and Atlantic the RFA seized or disrupted **1.4 metric tonnes** of cocaine and cannabis, worth over £45 million.

Source: MOD Annual Report & Accounts 2018/19

People are at the heart of Defence capability, and we continue to invest in our Regular and Reserve Armed Forces and our Civil Service.

Regular Trained Strength* and Civilian as at 1 October 2019

ROYAL NAVY / ROYAL MARINES

29,010

RAF

29,860

ARMY

73,470

CIVILIAN

58,820

Future Reserves 2020 Trained Strength as at 1 October 2019

MARITIME RESERVE

2,850

RAF RESERVES

2,660

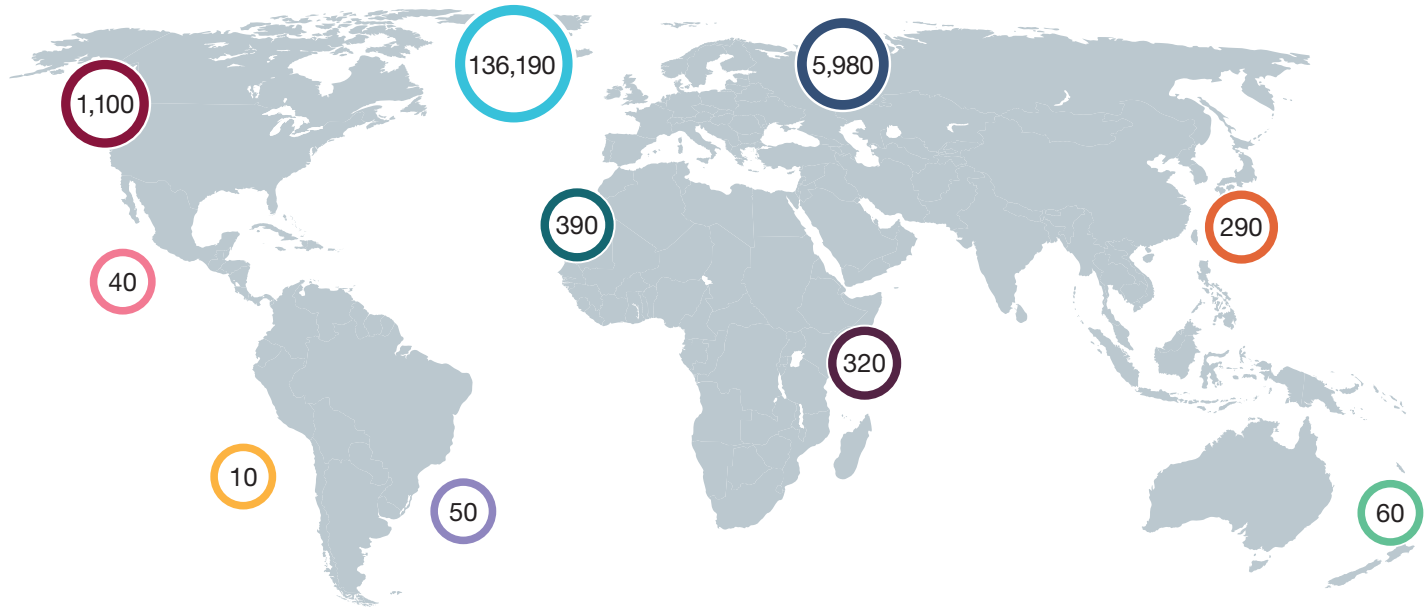
ARMY RESERVE

27,250

*Defined as Military Full-Time Trained (RN/RM and RAF) and Trade Trained (Army) Strength.

Source: MOD Quarterly Service Personnel Statistics 2019; MOD Biannual Civilian Personnel report 2019

Our Regular Forces are located around the world:

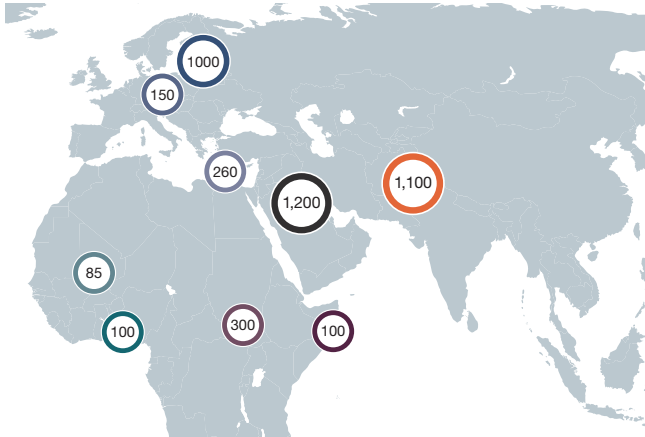


Total	144,430	North America	1,100
UK	136,190	Central America/Caribbean	40
Europe (exc. UK)	5,980	South America	10
Asia (exc. Middle East)	290	South Atlantic	50
North Africa/Middle East	390	Oceania	60
Sub Saharan Africa	320	Unallocated	10

The UK Regular Forces comprises trained and untrained personnel and excludes Gurkhas, Full Time Reserve Service personnel and mobilised reservists. Personnel deployed on operations and temporary assignments are shown against their permanent stationed location. As such figures for locations such as North Africa / Middle East & South Atlantic exclude large numbers of personnel deployed in those locations.

Source: MOD Location of UK Regular Service and Civilian Personnel Annual Statistics 2019

Key Global Military Commitments



Counter Daesh	Around 1,200 personnel deployed and because of coalition action Daesh's physical caliphate has been defeated.
Estonia	Around 1,000 personnel deployed on operations in Estonia as part of NATO's Enhanced Forward Presence and NATO's Enhanced Air Policing.
Poland	Around 150 currently deployed as part of NATO's Enhanced Forward Presence.
Afghanistan	Around 1,100 troops and 3 RAF Puma helicopters deployed in support of NATO operations.
Cyprus	Around 260 currently deployed in support of UN operations.
Somalia	Commitment to deploy up to 100 at any one time in support of EU and UN operations.
South Sudan	Around 300 currently deployed in support of UN operations.
Nigeria	Around 100 personnel deployed in support of the Nigerian Government and counter Boko Haram operations.
Mali	3 RAF CH47 Chinook helicopters and 85 personnel deployed supporting French operations.

Source: MOD and MOD Annual Report & Accounts 2018/19

Operation KIPION

The UK has a long-standing maritime presence in the Gulf and the Indian Ocean. As at August 2019 we had:



Source: MOD

We are investing in our Cyber and Space capabilities:



We will invest **£50 million** of the core Science and Technology research programme between now and 2024 into a five-year Space Programme, delivered by Dstl.

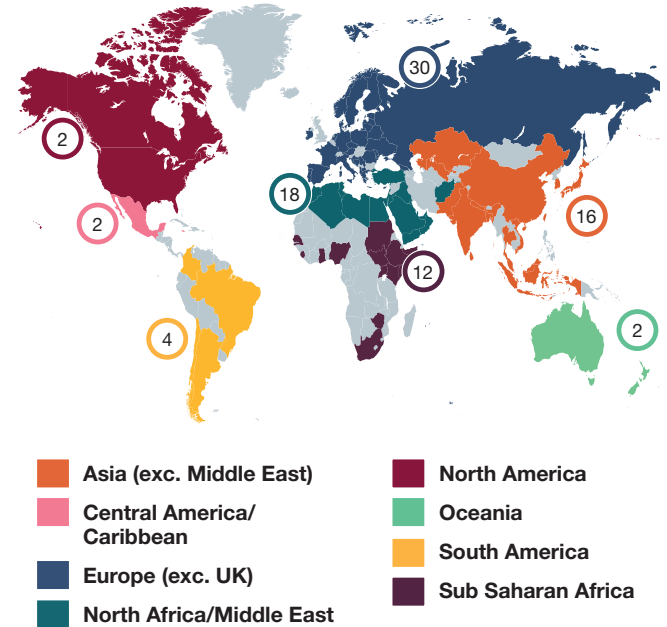


[dstl]

Source: MOD Annual Report & Accounts 2018/19

Project Our Global Influence

We have Defence Advisers / Attachés in the following locations



Source: MOD Annual Report & Accounts 2018/19



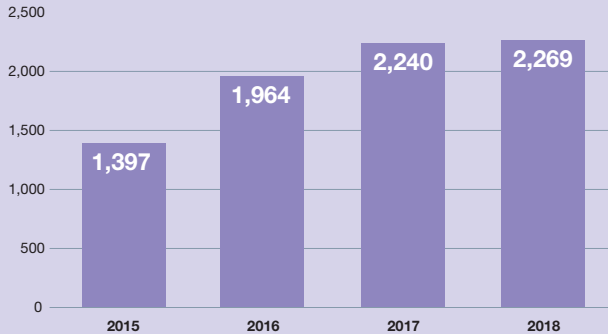
We've helped to train over **94,000** Iraqi Security Forces.

We are the coalition lead support for the Afghan National Army Officer Academy which has trained around **4,300 graduates**, including almost **250 women**.



Over **13,000** Ukrainian personnel trained/mentored.

Number of International Defence Training places offered to other nations:



Source: MOD Annual Report & Accounts 2018/19

In 2018/19 we signed 23 new Foreign Military Sales agreements with the USA for a total value of \$328 million. Notable cases include:



Reaper Contractor Logistics Support

\$148 million

Tomahawk Land Attack Missile Support

\$93 million



Phalanx Upgrade

\$44 million

Reaper Training

\$13 million



P-8A Sonobuoys

\$16 million



F-18 Pilot Training

\$14 million

Source: MOD Annual Report & Accounts 2018/19


D-Day75

JUNE
2019

255 D-Day veterans attended National Commemorative event in Portsmouth.

Supported by **4,600 military personnel**, joined by allies from the US, France and Germany.

Her Majesty The Queen and The Prince of Wales joined the Prime Minister and other world leaders to pay tribute.



Allied forces began their invasion of Normandy with the largest combined naval, air and land assault in history, formally known as Operation OVERLORD.

JUNE
1944

More than **130,000 Allied troops** landed in Normandy.

Allied air forces flew over **14,000 sorties** in support of the landings.

By the end of the 6th June, the RAF had delivered **4,310 paratroopers** to Normandy.



Source: MOD

75
D-DAY

Promote Our Prosperity

We are proud to be one of the largest deliverers of apprenticeships in the UK



We achieved the target of enrolling 50,000 apprentices in the MOD, 16 months ahead of the target date

There are 128,000 cadets in the UK, supported by 28,000 Cadet Force Adult Volunteers



We have committed £50 million to increase the total number of cadet units in schools across the UK to 500 by 2020 – and there are already over 450 units parading.

Source: MOD and MOD Annual Report & Accounts 2018/19

In 2018/19, MOD direct expenditure with UK industry supported 119,000 jobs. Which include:

Technical, Financial Services & Other Business Services

(including R&D, Equipment testing, Education and Healthcare)

42,200 jobs



Shipbuilding and Repair
22,000 jobs

Computer Services
6,500 jobs



Other Manufacturing
6,300 jobs

Construction
6,300 jobs



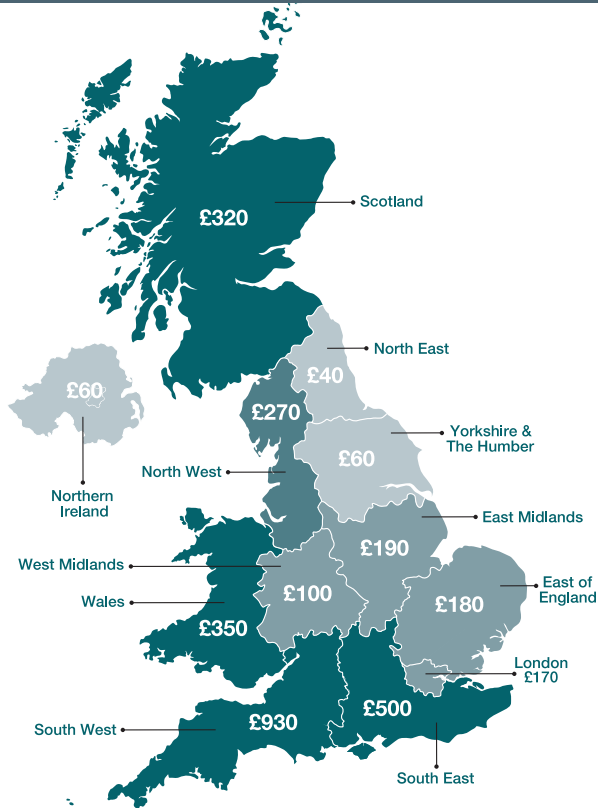
Weapons and Ammunition
6,500 jobs

Hotels, Catering and Restaurants
5,600 jobs



Source: MOD Regional Expenditure with Industry 2018/19

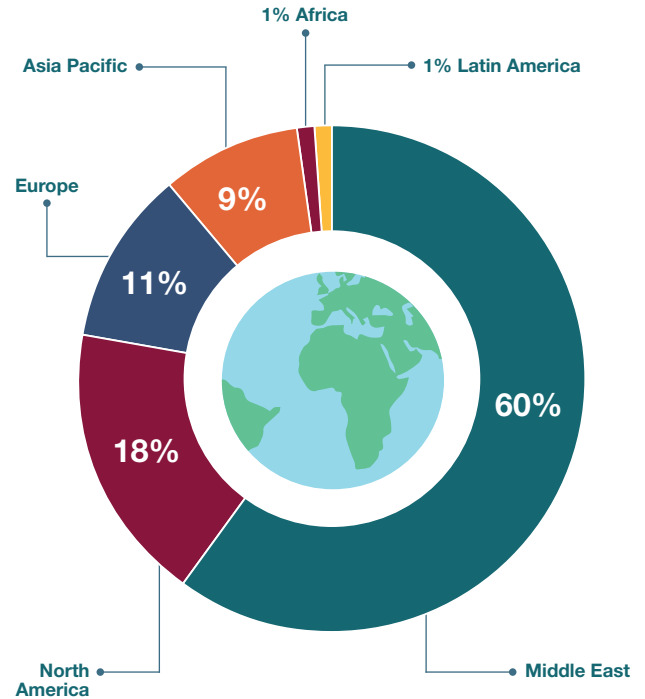
MOD average expenditure with UK industry equated to £290 being spent for each person living in the UK in 2018/19.



Source: MOD Regional Expenditure with Industry 2018/19

Our defence industry is the 2nd largest defence exporter in the world.

With **19%** of the global export value over the last 10 years, predominantly to the Middle East:



Source: UK Defence and Security Export Statistics 2018

To support innovation we have:

Funded **228 proposals** worth **£36 million** through the Defence and Security Accelerator.



Funded **70 projects** worth **£17 million** through the Defence Innovation fund.

Spent **£1.6 billion** on Research and Development in 2017/18.



Source: MOD Annual Report & Accounts 2018/19

Managing the Department of State

The Ministry of Defence supports the fair treatment and reward of all staff irrespective of gender.

The gender pay gap shows the difference in the average pay between all men and women in a workforce.

For every pound earned by men, women earned:



Source: MOD Gender Pay Gap Report 2019
ONS Gender Pay Gap 2019

The department is also committed to developing a more inclusive culture within Defence and a diverse workforce at all levels.

	MOD Main Civilian Personnel	UK Regular Forces
Female representation	43.0% (up 2.6 percentage points since October 2015)	10.8% (up 0.7 percentage points since October 2015)
BAME representation	5.4% (up 1.3 percentage points since October 2015)	8.2% (up 1.2 percentage points since October 2015)

Source: MOD Civilian Personnel Biannual Diversity Dashboard 2019 and MOD UK Armed Forces Biannual Diversity Statistics 2019

The Armed Forces Covenant is a promise by the nation ensuring that those who serve or who have served in the Armed Forces, and their families, are treated fairly.

IN DELIVERING THE ARMED FORCES COVENANT...

HM Government provide **£10 million** per year to support Covenant delivery through the Covenant Fund administered by the independent Armed Forces Covenant Fund Trust.

The Covenant reached **4,000 signatories** in 2019.

£2.4 million was allocated through the Covenant Fund Trust to 150 projects at the local level.



Source: MOD Annual Report & Accounts 2018/19

For defence, sustainability is about ensuring that we have the people, equipment, training and resources to deliver our objectives, whilst protecting the environment, our societies values and promoting UK prosperity.

We are currently meeting the Greenhouse Gas reduction target (42% reduction against target of 39.9%) and the target of reducing the amount of waste going to landfill (7% compared with a target of less than 10%)



We have made a **10% reduction in water consumption** (against a target of 15%)

We are making progress on the domestic flight target (21% reduction against a 30% target) and the paper reduction target (33% against a 50% target)

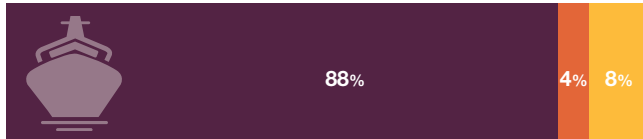


Source: MOD Annual Report & Accounts 2018/19

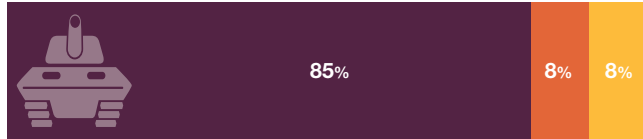
The Career Transition Partnership supports Service leavers in their transition from military to civilian life through a range of career and employment support services.

Over **14,500** Armed Forces Service leavers were eligible to use the CTP in 2018/19. Of those who did, 86% reported they were employed within 6 months. With the following breakdown by service:

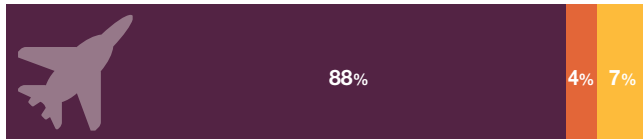
Naval Service



Army



RAF



Economically inactive personnel are those who self reported as not being in full-time or part-time paid employment, and were not actively seeking employment at time of follow up. Reasons for economic activity include being in full-time or part-time education, travelling, looking after family and retirement.

Source: Career Transition Partnership ex-service personnel employment outcomes 2018/19



Ministry
of Defence

Produced by Defence Analysis Directorate

© Crown copyright 2019

Published by Ministry of Defence UK

This document is available at www.gov.uk