

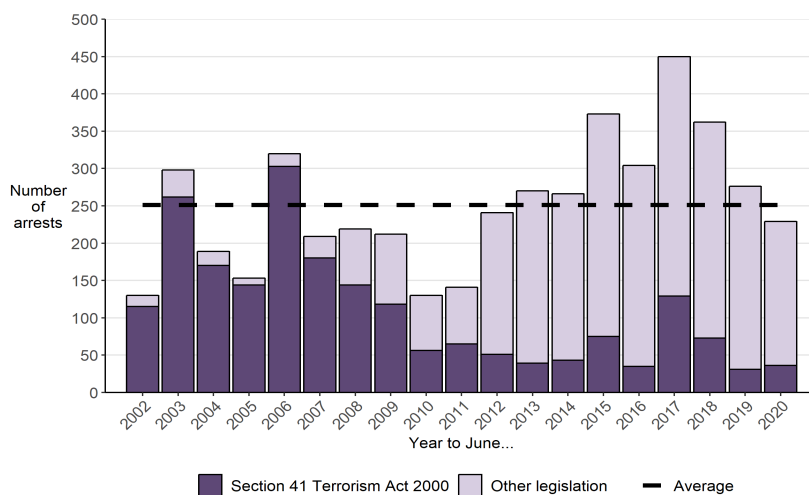


# Operation of police powers under the Terrorism Act 2000 and subsequent legislation: Arrests, outcomes, and stop and search.

## Great Britain, year ending June 2020

### Key results

There were **229 arrests** for terrorism-related activity in the year ending 30 June 2020, 47 fewer than the number in the previous 12-month period (**a fall of 17%**).



Of the 229 arrests for terrorist-related activity:

- 71 (31%) resulted in a charge, of which 62 were for terrorism-related offences
- 69 (30%) persons were released pending further investigation
- 49 people (21%) were released without charge
- 27 (12%) faced alternative action, for example receiving a caution, being recalled to prison or being transferred to immigration authorities
- 13 (6%) cases were awaiting an outcome to be assigned.

### Contents

1	Introduction .....	2
2	Arrests and outcomes .....	4
3	Court proceedings .....	14
4	Terrorist prisoners .....	17
5	Other police powers under the Terrorism Act 2000 .....	20
6	Further information .....	26

Date published:  
17 September 2020

Frequency of release:  
Quarterly

Forthcoming release:  
[Home Office statistics release calendar](#)

Home Office responsible statistician:  
John Flatley

Press enquiries:  
[pressoffice@homeoffice.gov.uk](mailto:pressoffice@homeoffice.gov.uk)  
020 7035 3535

Public enquiries:  
[crimeandpolicestats@homeoffice.gov.uk](mailto:crimeandpolicestats@homeoffice.gov.uk)

# 1 Introduction

---

## 1.1 TIME PERIOD COVERED AND DATA SOURCES

This release covers the use of police powers under terrorism and subsequent legislation in Great Britain on a quarterly basis up to the year ending 30 June 2020. It also covers arrests for terrorist-related activity under other legislation such as the Police and Criminal Evidence Act (PACE).

The statistics in this release draw on a range of data sources. The **Arrests and outcomes** section contains data provided by the National Counter Terrorism Police Operations Centre (NCTPOC) and includes statistics for **Great Britain** on the:

- number of arrests for terrorist-related activity and outcomes (such as charges and convictions) following such arrests
- number of charges and convictions broken down by legislation used
- gender, age, ethnicity and nationality of those arrested, charged and convicted.

The **Court proceedings** section uses data from the Crown Prosecution Service Counter Terrorism Division (CPS CTD) and includes statistics for **England and Wales** on the:

- number of persons proceeded against by CPS CTD for terrorism-related offences
- number of persons that have been prosecuted and convicted broken down by the legislation used
- sentence length of those convicted for terrorism-related offences.

The **Terrorist prisoners** section uses data from Her Majesty's Prison and Probation Service (HMPPS) and the Scottish Prison Service (SPS), and includes statistics for **Great Britain** on the:

- number and ideology of persons in custody for terrorism-related offences
- ethnicity, nationality and religion of those in custody
- number of persons released from custody by sentence length.

The **Other police powers under the Terrorism Act 2000** (TACT 2000) section uses data provided by the Metropolitan Police Service (MPS) and the National Counter Terrorism Policing Headquarters (NCTPHQ), and includes statistics on the:

- number of stops and searches carried out by MPS under s.43 of TACT 2000
- number of stops and searches carried out by police under s.47a of TACT 2000
- number of examinations and subsequent detentions made in Great Britain under Schedule 7 to TACT 2000
- data on goods examinations, strip searches and on refusals of requests to postpone questioning (usually to enable an individual to consult a solicitor) under Schedule 7 to TACT 2000.

From the year ending June 2019 publication onwards, data have also been collected and published on the total number of examinations and detentions made in the United Kingdom as a whole under Schedule 7 to TACT 2000, as well as how many examinations related to intra-UK journeys. An intra-UK examination is when a person has been examined under Schedule 7 TACT at a UK port either before or after a journey between one UK port and another UK port. This includes journeys between or within England, Wales, Northern Ireland and Scotland.

Furthermore, data have also been provided on how frequently other powers have been used in Great Britain under Schedule 7, to restrict or qualify a person's access to a solicitor. Including: required to consult a solicitor by phone, delayed access to a solicitor, and required to consult in sight and hearing of a qualified officer.

The [user guide](#) provides further details on this release, including the strengths and limitations of the datasets, and the quality assurance processes involved in the production of this release. It also includes a summary of the criminal justice process, a glossary of terms used, and detail about the legislation and categories referred to in this release.

A flow chart summarising the **Arrests and outcomes** section of this release can be found in [Annex A](#).

## 1.2 FUTURE RELEASES

The information published in the quarterly 'Operation of police powers under the Terrorism Act 2000' statistics is kept under review, taking into account the needs of users, and burdens on suppliers and producers, in line with the [Code of Practice for Statistics](#). If you have any comments, suggestions or enquiries, please contact the team via email using: [crimeandpolicestats@homeoffice.gov.uk](mailto:crimeandpolicestats@homeoffice.gov.uk).

## 1.3 NATIONAL STATISTICS STATUS

This publication has been assessed by the United Kingdom Statistics Authority and its National Statistics designation was confirmed in May 2016. This means that these statistics meet the highest standards of trustworthiness, impartiality, quality and public value, and are fully compliant with the Code of Practice for Statistics. As part of the assessment process, the Home Office reviewed and improved the [user guide](#) that accompanies this release. This now contains more details about the strengths and limitations of the various datasets within the publication, as well as the steps taken to engage with users. Further details on the assessment process can be found on the [UK Statistics Authority website](#).

## 2 Arrests and outcomes

---

### Key results

- In the year ending 30 June 2020, there were **229 arrests** for terrorist-related activity in Great Britain, 47 fewer than the number in the previous 12-month period (**a fall of 17%**).
- **71 arrests resulted in a charge** (31%), of which **62 were for terrorism-related offences**.

This section presents statistics on the number of persons arrested by the police in Great Britain where there was suspicion of involvement in terrorist-related activity, either at the time of arrest or at a subsequent point in the investigation. In some cases, evidence may emerge after an arrest for a terrorism-related offence that suggests a suspect does not have links to terrorist activity but has committed a non-terrorism-related offence. These cases are included in the data as non-terrorism-related charges and/or convictions.

Prior to the June 2018 publication (covering the period to 31 March 2018), data in this release was restricted to arrests where the offence was considered to be related to terrorism. In response to feedback from stakeholders, Home Office statisticians widened the scope of the data collection to include all arrests with a terrorist element whether the offence was terrorism-related or not. This better reflects policing activity in recent years. Data in this release now contain information on all arrests related to terrorism activity, including a full back series.

Since the December 2019 publication (covering the period to 30 September 2019), postal charge requisitions and summonses have been included as part of the figures on arrests. This decision was taken following engagement NCTPHQ, as the postal charge requisitions and summonses can lead to terrorism-related charges and convictions. See the [user guide](#) for more detail.

Outcomes following arrests for terrorist-related activity are also included in the statistics, which show the number of arrests that led to a charge or prosecution as well as other outcomes. Demographic information about those arrested, charged and convicted is also provided in this section. All data in this section are based on the date of arrest. This allows users to see the outcomes of all the arrests in a specific period (such as how many led to a charge and conviction).

As cases progress over time, figures published in this release are likely to be revised. This is particularly relevant for more recent time periods where a larger number of cases will have not been finalised ('released on bail' or 'awaiting prosecution'). The effect on the arrests total will be minimal but the number of charges and convictions currently reported will increase in future releases, especially for cases from the more recent quarters where a greater number have not yet reached the point of charge or conviction.

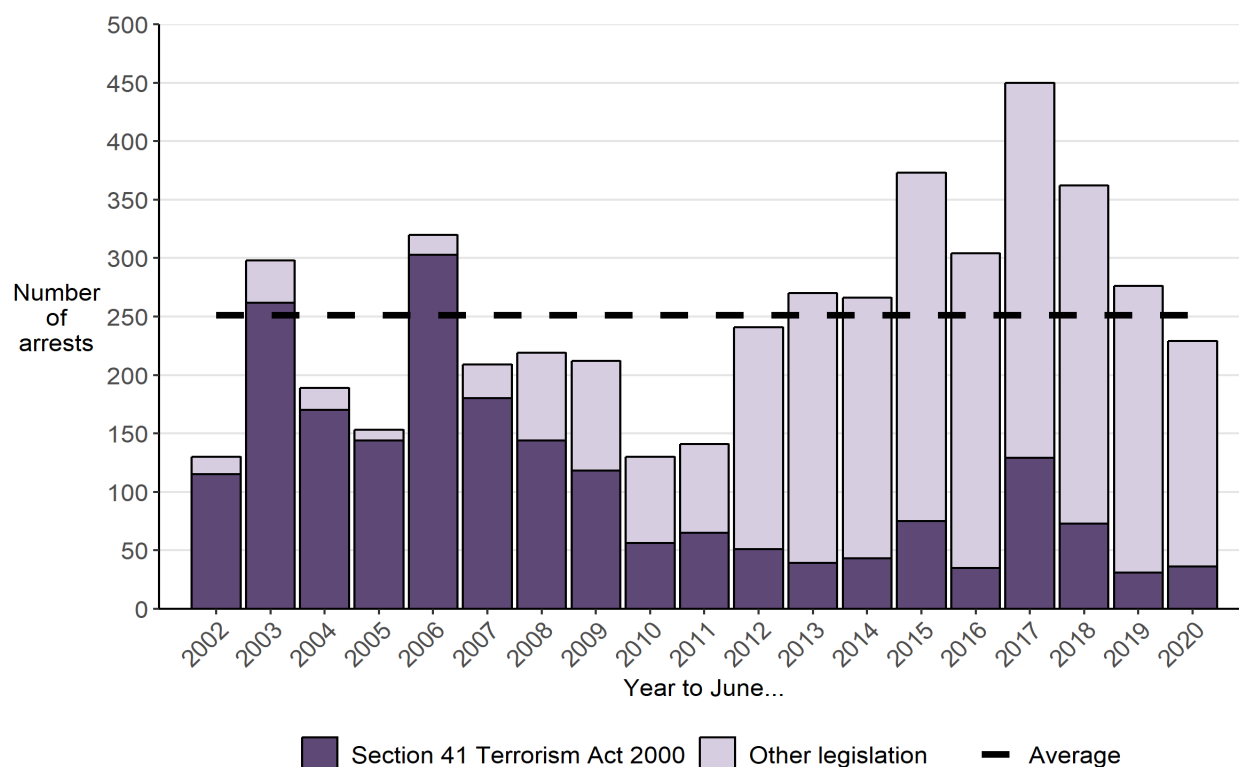
Data are provided to the Home Office by the National Counter Terrorism Police Operations Centre (NCTPOC) and are taken from a live database. This section includes annual breakdowns of the data from the 11 September 2001 (when the data collection began) to year ending June 2020, as well as quarterly trends over the most recent 9 quarters. The data were based on the latest position of each case as at the time of provision to the Home Office (on 9 July 2020).

A flow chart summarising this section is included in [Annex A](#). This follows individuals from the point of arrest through to charge (or other outcome) and prosecution. [Data tables A.01 to A.13](#) include data on arrests and outcomes. [Annual tables](#), which breakdown the data by rolling years to June, are also provided alongside this release.

## 2.1 ARRESTS

In the year ending 30 June 2020, there were 229 arrests for terrorist-related activity in Great Britain, 47 fewer than the previous 12-month period (a fall of 17%). This was the lowest number of arrests for terrorist-related activity in the last nine years to June, and is below the annual average of 251 arrests over the entire time series (Figure 2.1).

**Figure 2.1: Arrests for terrorist-related activity, by legislation, years ending 30 June 2002 to 30 June 2020, Great Britain<sup>1,2,3</sup>**



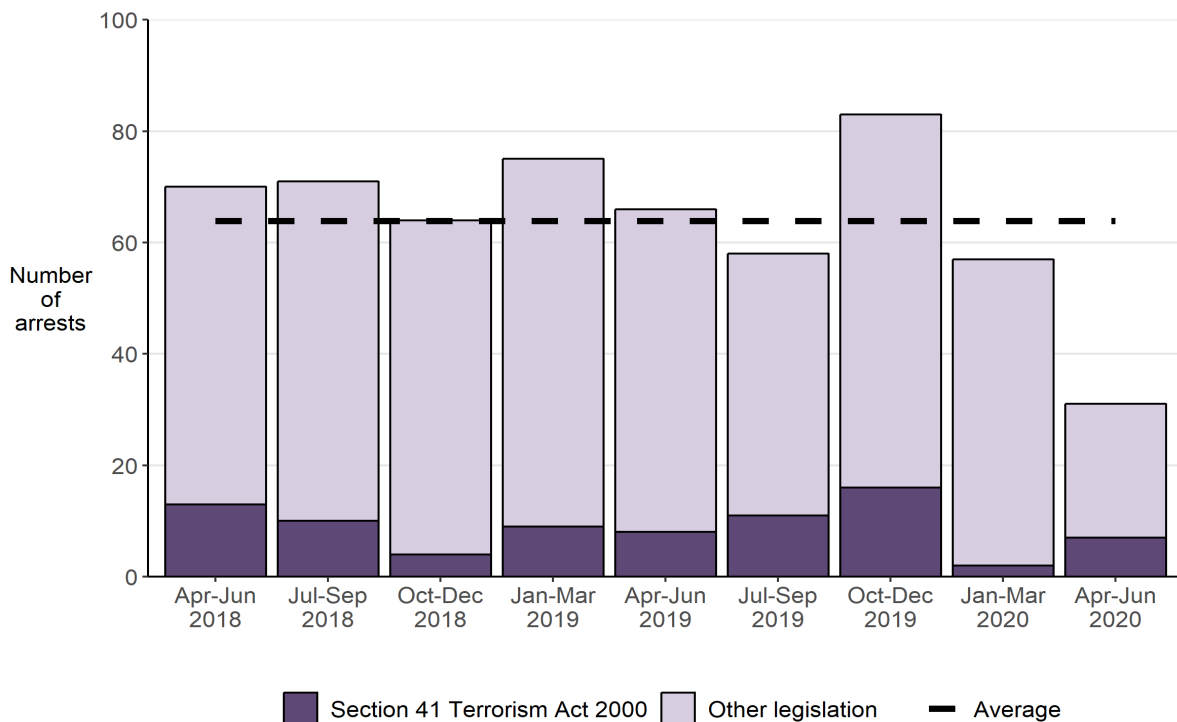
**Source:** NCTPOC (see [data table A.01](#))

### Notes:

1. Figures for the year ending 30 June 2002 include data from 11 September 2001 onwards.
2. 'Other legislation' includes arrests under non-terrorism legislation, such as the Police and Criminal Evidence Act 1984.
3. Includes arrests that are considered by the NCTPOC to be terrorism-related, either at the time of arrest or at a subsequent point in the investigation.

The 31 arrests that took place between April 2020 and June 2020 was the lowest in the last nine quarters (Figure 2.2). This is the main driver for the year ending June 2020 having the lowest number of terrorism-related arrests in the last nine years. The fall in terrorism-related arrests under non-terrorism legislation in April to June 2020 may reflect the general reduction in crime during this period<sup>1</sup>.

**Figure 2.2: Arrests for terrorist-related activity, by legislation, 9 quarters to 30 June 2020, Great Britain<sup>1,2</sup>**



Source: NCTPOC (see [data table Q.01](#))

**Notes:**

1. 'Other legislation' includes arrests under non-terrorism legislation, such as the Police and Criminal Evidence Act 1984.
2. Includes arrests that are considered by the NCTPOC to be terrorism-related, either at the time of arrest or at a subsequent point in the investigation.

**2.2 PRE-CHARGE DETENTION UNDER SECTION 41 OF THE TERRORISM ACT 2000**

Once a suspect has been arrested by the police, they may be held for a specified period of time before being charged, giving the police time to investigate and gather evidence related to potential terrorism offences. The current maximum period of detention under s.41 of TACT 2000 is 14 days (which reduced from the previous limit of 28 days on 25 January 2011). This compares with a maximum of 4 days under standard arrest powers. Further details of the legislation can be found in the [user guide](#).

<sup>1</sup> [Coronavirus and crime and England and Wales: August 2020 - Office for National Statistics](#)

There were 36 detentions under s.41 of TACT 2000 in the year ending 30 June 2020, an increase of 5 compared with the 31 detentions in the previous year. Of the 36 detentions in the latest year, 22 led to a charge (61%).

Further details on the length and outcomes of detentions under s.41 of TACT 2000 can be found in [data table A.02](#).

## 2.3 CHARGES

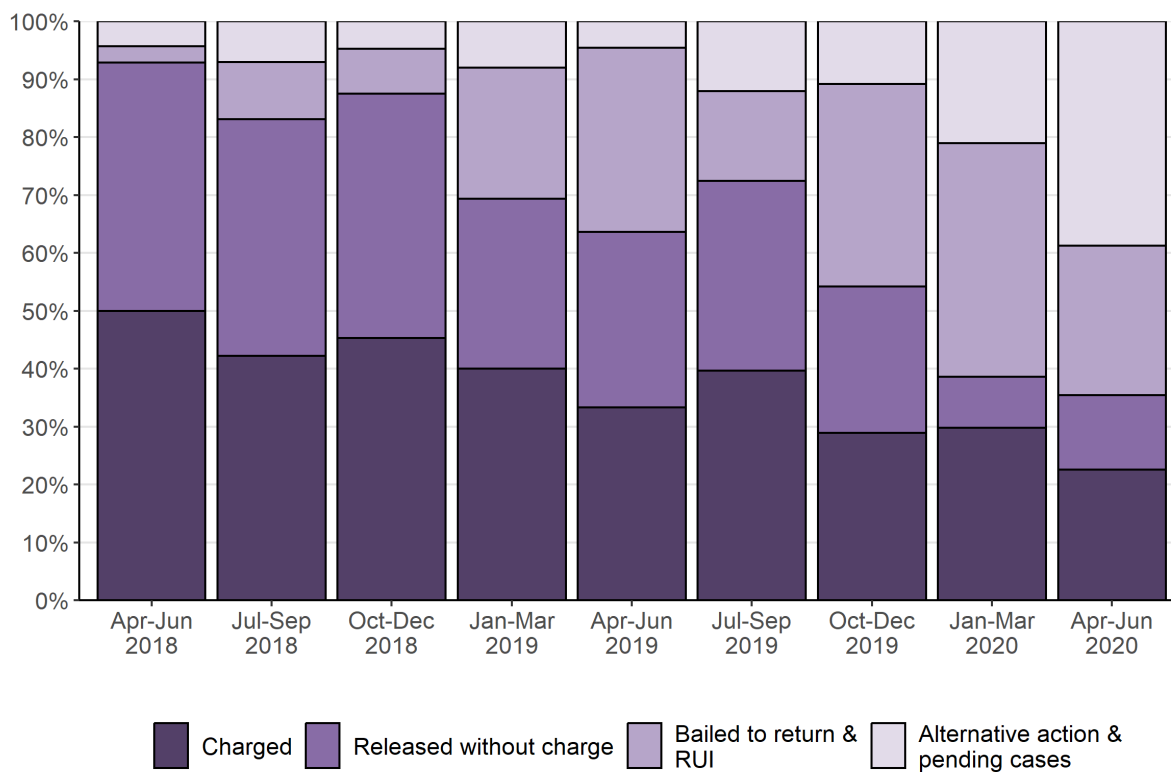
In line with the general convention for Home Office criminal justice statistics, when a person is charged or prosecuted for multiple offences at the same time, only the most serious offence is counted – usually the one that carries the highest penalty. This “principal offence rule” means the statistics provide a count of individuals charged rather than the total number of charges. More detailed information on the principal offence rule can be found in the accompanying [user guide](#). Further details of the legislation under which persons have been charged following an arrest for a terrorism-related activity can be found in [data tables A.05a-c](#).

Of the 229 arrests for terrorist-related activity in the year ending 30 June 2020:

- 71 (31%) resulted in a charge, of which 62 were charged with terrorism-related offences
- 69 (30%) persons were either released under bail pending further investigation or released under investigation without bail conditions
- 49 people (21%) were released without charge
- 27 (12%) faced alternative action, for example receiving a caution, being recalled to prison or being transferred to immigration authorities
- 13 cases (6%) were awaiting an outcome to be assigned at the time of analysis.

Given the number of cases still to be finalised in the latest year, the current charge rate shown in the more recent years/quarters is likely to be lower than final figures which will be published in subsequent releases. Until all cases in a given period are finalised, care should be taken when comparing charge rates over time.

**Figure 2.3: Charging outcomes following an arrest for terrorist-related activity, 9 quarters to 30 June 2020, Great Britain<sup>1,2</sup>**



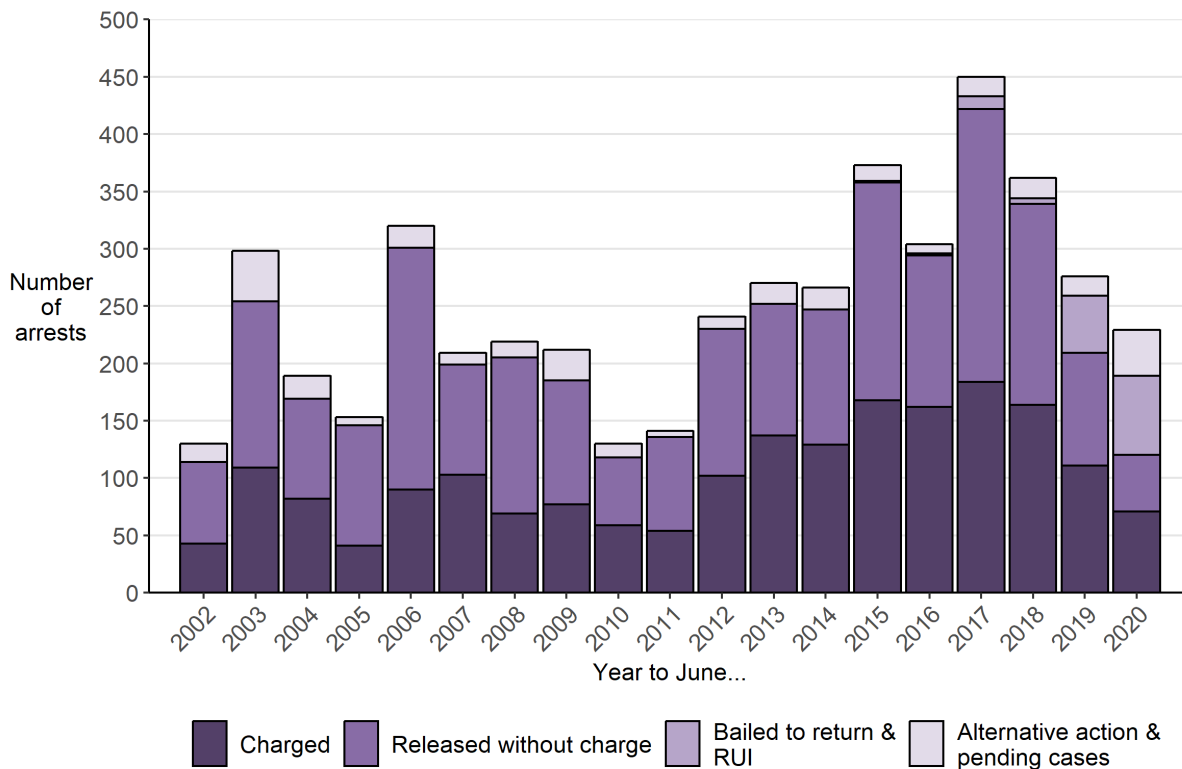
Source: NCTPOC (see [data table A.03](#))

**Notes:**

1. 'Alternative action' includes cautions for non-TACT 2000 offences, detentions under the Mental Health Act, recall to prison etc.
2. 'Bailed to return' includes those released on bail pending further investigation, and those who have absconded from bail. Those who were released under investigation were previously unable to be recorded separately and were recorded as 'released without charge'.



**Figure 2.4: Charging outcomes following an arrest for terrorist-related activity, year ending June 2002 to June 2020, Great Britain<sup>1,2</sup>**



**Source:** NCTPOC (see [data table A.03](#))

**Notes:**

1. 'Alternative action' includes cautions for non-TACT offences, detentions under the Mental Health Act, recall to prison, and transfers to immigration authorities.
2. 'Bailed to return' includes those released on bail pending further investigations, and those who have absconded from bail. Those who were released under investigation were previously unable to be recorded separately and were recorded as 'released without charge'.

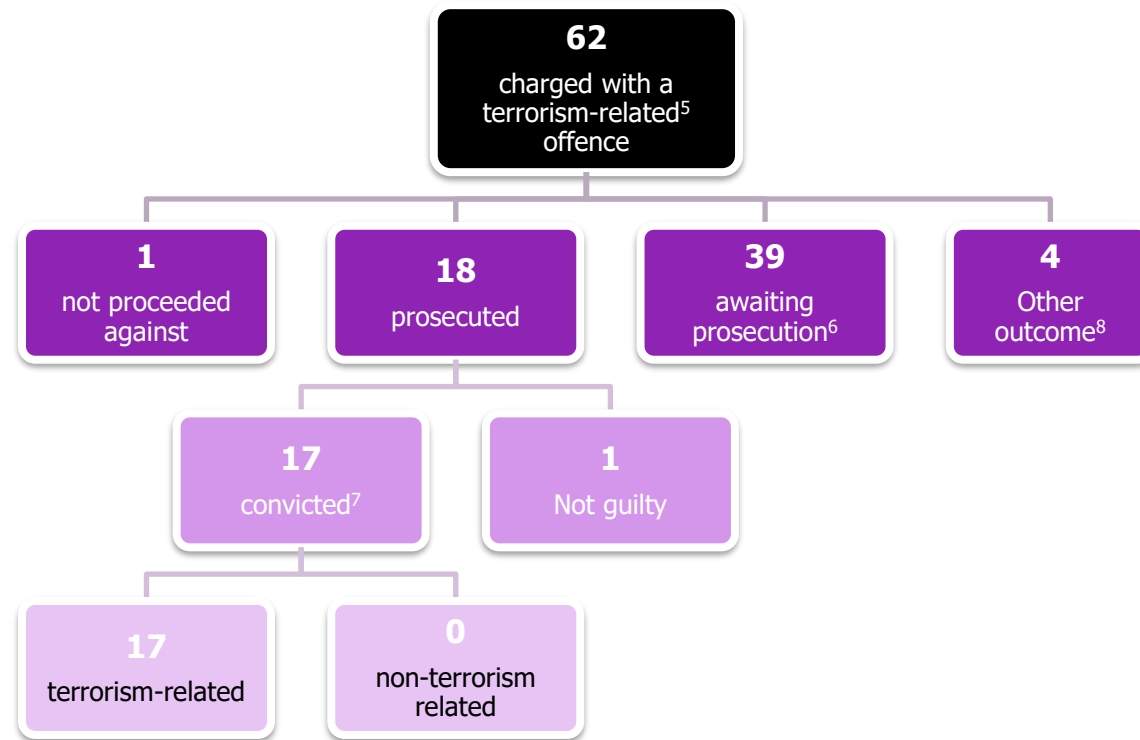
## 2.4 PROSECUTIONS

As with charges, statistics on prosecutions are also based on the principal offence rule (see section 2.3). Where an individual is prosecuted for more than one offence at a time, they are classified in terms of a single offence – usually the most serious.

Figure 2.5 shows the outcomes following a charge for a terrorism-related offence.

Further details of the specific legislation under which persons have been convicted following a charge for a terrorism-related offence can be found in [data tables A.08a-c](#).

Figure 2.5: Outcomes following a charge for a terrorism-related offence, year ending 30 June 2020<sup>1,2,3,4</sup>, Great Britain



Source: NCTPOC (see [data table A.06c](#))

**Notes:**

1. Based on the time of arrest.
2. A more detailed flow chart can be found in [Annex A](#).
3. Data presented are based on the latest position with each case as at the date of data provision from NCTPOC (9 July 2020).
4. The chart does not include outcomes following non-terrorism-related charges.
5. Terrorism-related charges and convictions include some charges and convictions under non-terrorism legislation, where the offence is considered to be terrorism-related.
6. Cases that are 'awaiting prosecution' are not yet complete. As time passes, these cases will eventually lead to a prosecution, 'other' outcome, or it may be decided that the individual will not be proceeded against.
7. Excludes convictions that were later quashed on appeal.
8. Includes other cases/outcomes such as cautions, transfers to UK Border Agencies, the offender being circulated as wanted and extraditions.

## 2.5 DEMOGRAPHICS OF PERSONS ARRESTED

This section provides more detail on the demographic and other characteristics of persons arrested. It includes data on:

- sex
- age
- ethnic appearance
- nationality.

### Sex

As in previous years, and similar to other types of crime, the vast majority of those arrested for terrorism-related activity were males. However, 20 of the 229 arrests were females (9%), a fall of 11 arrests compared with previous 12-month period. The total number of females arrested was similar to the annual average arrested (23) over the entire time series. The proportion of females arrested has been the same as or above the series average (9%) in each of the past nine years.

### Age

There were falls in the number of arrests across all age-groups apart from the '21 to 24' one, which increased by 6 (from 26 to 32), compared with the previous year. As in previous years, the '30 and over' age-group accounted for most arrests (55%). Those aged under 18 accounted for 5% of arrests, a fall of 1 percentage point compared with the previous year.

### Ethnic appearance as recorded by the arresting officer

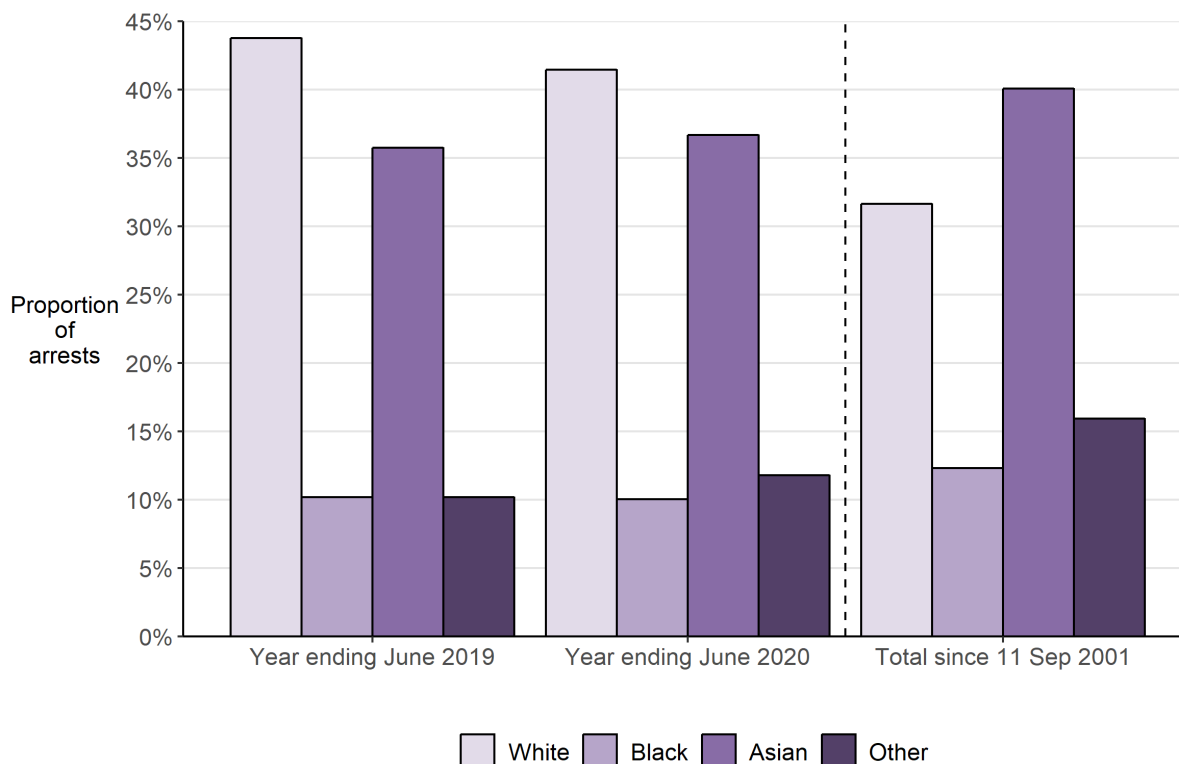
Figures in this section are based on the ethnic appearance of the arrestee as recorded by the arresting officer. In a small proportion of cases in the year ending June 2019 (0.7%) the ethnic appearance of the person arrests was not recorded. These cases are excluded from the analysis presented below.

There were falls in the number of arrests across all ethnic groups when compared with the previous year. Arrests for those of White ethnic appearance decreased by 21% when compared with the previous year (from 120 arrests to 95 arrests). There was also a 18% decrease in the number of arrests of people of Black ethnic appearance (from 28 arrests to 23) and a 14% decrease in the number of arrests of people of Asian ethnic appearance (from 98 arrests to 84).

The proportion of White people arrested exceeded the proportion of Asian people arrested for the third consecutive year, having not done previously since the year ending June 2005. Arrests of persons of White ethnic appearance accounted for 41% of arrests, down 3 percentage points on the previous year. Those of Asian ethnic appearance accounted for 37% of terrorist-related arrests, up 1 percentage point on the previous year. The proportion of those arrested who were of Black ethnic appearance was 10%, the same as the previous

year. Those of ‘Other’ ethnic appearance accounted for 12% of arrests, up two percentage points on the previous year.

**Figure 2.6: Proportion of persons arrested for terrorist-related activity by ethnic appearance<sup>1,2</sup>, year ending 30 June 2019 and 30 June 2020, compared with total proportions since 11 September 2001**



**Source:** NCTPOC (see [data table A.11](#))

**Notes:**

1. As recorded by the police at time of arrest.
2. Excludes those whose ethnicity is not known.

**Nationality**

Of those arrested in the latest year, 76% considered themselves to be of British or British dual nationality, up seven percentage points on the previous year. Since 11 September 2001 (when the data collection began), 61% of those arrested considered themselves to be of British or British dual nationality (Table 2.1).

**Table 2.1: Number of persons arrested for terrorist-related activity, since 11 September 2001, by self-defined nationality<sup>1,2</sup>**

<i>Numbers &amp; percentages</i>		<b>Great Britain</b>
Self-defined nationality	Total since Sep 11 2001	Proportion of all arrests (%)
Great Britain <sup>3</sup>	2,915	61
Algeria	194	4
Iraq	172	4
Pakistan	170	4
Iran	92	2
Afghanistan	92	2
Somalia	83	2
Turkey	81	2
India	61	1
Sri Lanka	57	1

**Source:** NCTPOC (see [data table A.11](#))

**Notes:**

1. The nationalities presented here are those declared by persons at the time of arrest and may differ from their country of origin.
2. Only the first 10 countries, by number of persons arrested for terrorist-related activity, are included in the table.
3. Figures for Great Britain include those with 'British dual' nationality.

## 3 Court proceedings

---

### Key results

- In the year ending 30 June 2020, **49 persons were tried for terrorism-related offences, a fall of 9 (16%) from 58 in the previous year.**
- Of the 49 persons tried for terrorism-related offences, **45 were convicted (92%).**
- Of the 45 persons convicted of terrorism-related offences, **26 (58%) pleaded guilty and 19 (42%) entered a not-guilty plea.**

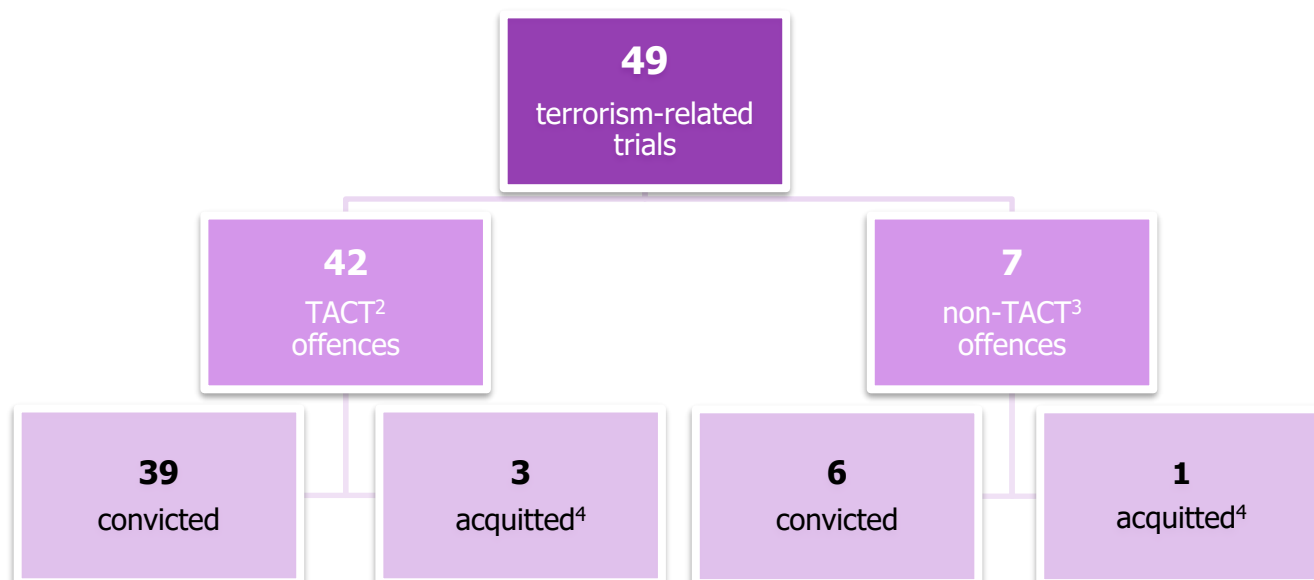
This section presents statistics on prosecutions for terrorism-related offences in England and Wales. It provides data on the number of persons prosecuted and convicted, including information on the legislation under which they were prosecuted. It also provides information on the length and type of sentence that each convicted person received. Data in this section are based on the trial completion date and are not directly comparable to the prosecutions data in section 2, Arrests and outcomes, which is based on the date of arrest.

Data are provided to the Home Office by the Crown Prosecution Service Counter Terrorism Division (CPS CTD). The data cover terrorism-related court cases that were completed in the 11 years from the year ending June 2010 up to the year ending June 2020.

### 3.1 COURT PROCEEDINGS

In the year ending 30 June 2020, 49 persons were tried for terrorism-related offences, a fall of 9 (16%) from the 58 persons in the previous year and a fall of 51 (51%) from the peak of 100 trials in the year ending June 2018 ([data table C.01](#)). Of the 49 persons tried for terrorism-related offences, 45 were convicted. Figure 3.1 shows the outcomes for the 49 persons proceeded against.

**Figure 3.1: Outcome of terrorism-related trials under TACT and non-TACT legislation, year ending 30 June 2020, England and Wales<sup>1</sup>**



**Source:** CPS CTD (see [data tables C.01-C.03](#))

**Notes:**

1. Based on the principal offence for which the defendant was prosecuted against.
2. TACT offences include offences specifically under terrorism legislation.
3. Non-TACT offences include offences under other legislation.
4. Can include trials ending in a hung jury, or where the prosecution offered no evidence.

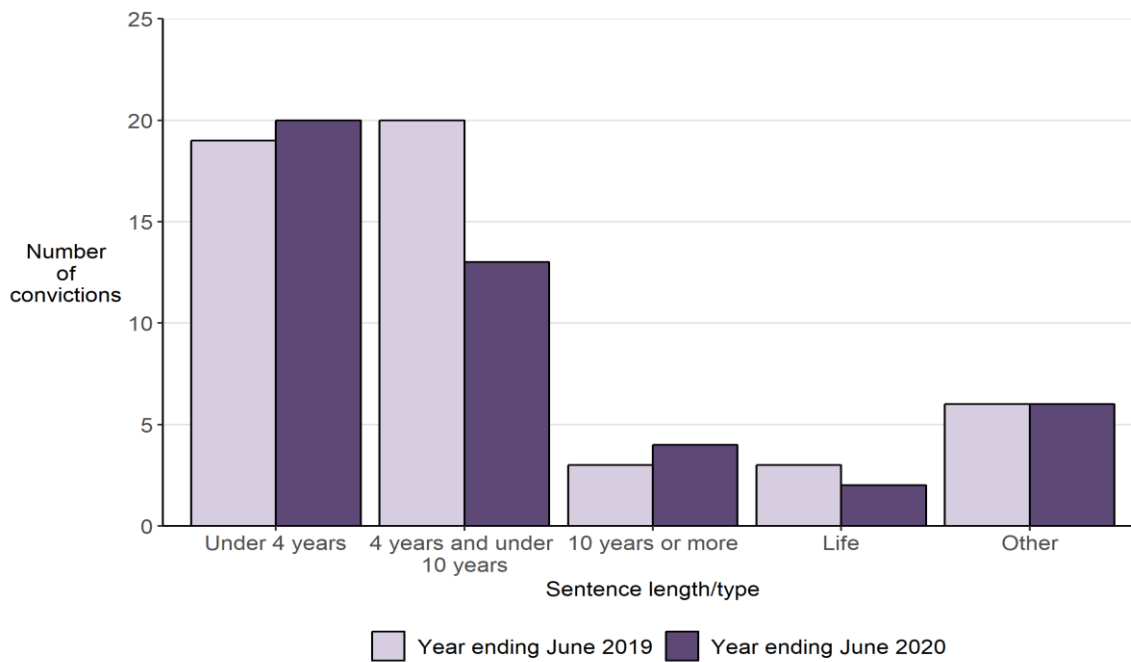
### 3.2 SENTENCING

The most common sentence length in the latest year was under 4 years, which accounted for 44% of sentences (20 of 45 convictions). There were 13 sentence lengths between 4 and 10 years, accounting for 29% of the total. Two individuals received life sentences, down from 3 in the previous year and 10 in the year before that.

Those given a life sentence accounted for 4% of all those sentenced in the latest year (2 sentences), down from 6% in the previous year (3 sentences). There were 4 sentences of 10 years or more, an increase of 1 compared with the previous year. The number of non-custodial sentences decreased from 6 to 4 in the latest year. There were also 2 hospital orders in the latest year, compared with none in the previous year.

Of the 45 persons convicted of terrorism-related offences, 26 (58%) pleaded guilty and 19 (42%) entered a not-guilty plea. The proportion convicted that pleaded guilty was 13% lower the previous year, when 36 of the 51 persons convicted (71%) entered a guilty plea.

**Figure 3.2: Sentence length for persons convicted for terrorism-related offences, year ending 30 June 2020 compared with the previous year, England and Wales<sup>1,2</sup>**



**Source:** CPS CTD (see [data table C.04](#))

**Notes:**

1. Based on the trial completion date.
2. The 'Other' category includes hospital orders and non-custodial sentence



## 4 Terrorist prisoners

### Key results

- As at 30 June 2020, there were **243 persons in custody for terrorism-related offences** in Great Britain, **an increase of 24 compared with 30 June 2019**.
- Of those in custody, the vast majority (**76%**) were categorised as holding **Islamist-extremist views**. A further **19% were categorised as holding far right-wing ideologies, an increase of 4 percentage points compared with June 2019**
- A total of **54 prisoners held for terrorism-related offences were released** from custody in Great Britain in the latest year for which figures are available (year ending 31 March 2020), **down 4 compared with the previous year**

Statistics presented in this section give information on the number of persons in custody for terrorism-related offences in Great Britain. This includes both those that had been convicted and those being held on remand (that is, held in custody until a later date when a trial or sentencing hearing will take place). This section includes breakdowns of their ethnicity, nationality, ideology and religion.

Prior to June 2018, the Home Office published figures on both terrorist prisoners and domestic extremist/separatist prisoners. However, following feedback from data providers at Her Majesty's Prison and Probation Service (HMPPS), it was decided that prisoners categorised as 'domestic extremist/separatist' prisoners would be counted within the 'TACT/TACT-related' cohort, where the threshold for this is met, i.e. for offences which the court has determined have a terrorist connection. This was to remove the previous subjectivity around the categorisation of domestic extremist prisoners. Furthermore, this section now also includes information on the 'ideology' held by prisoners.

Data were provided to the Home Office by HMPPS and the Scottish Prison Service (SPS) giving information about the prison population for the 11 years from 31 March 2010 to 30 June 2020, and also at the end of the 9 quarters to 30 June 2020. Data on the number of prisoners released were also provided and cover the 7 years ending 31 March, from 2014 to 2020, as well as the 9 quarters to 31 March 2020. Prisoner release figures as at 30 June 2020 are not yet available as these will form a subset of the prison releases statistics which will be published by the Ministry of Justice in their [Offender management statistics quarterly](#) release in October 2020.

### 4.1 PERSONS IN CUSTODY

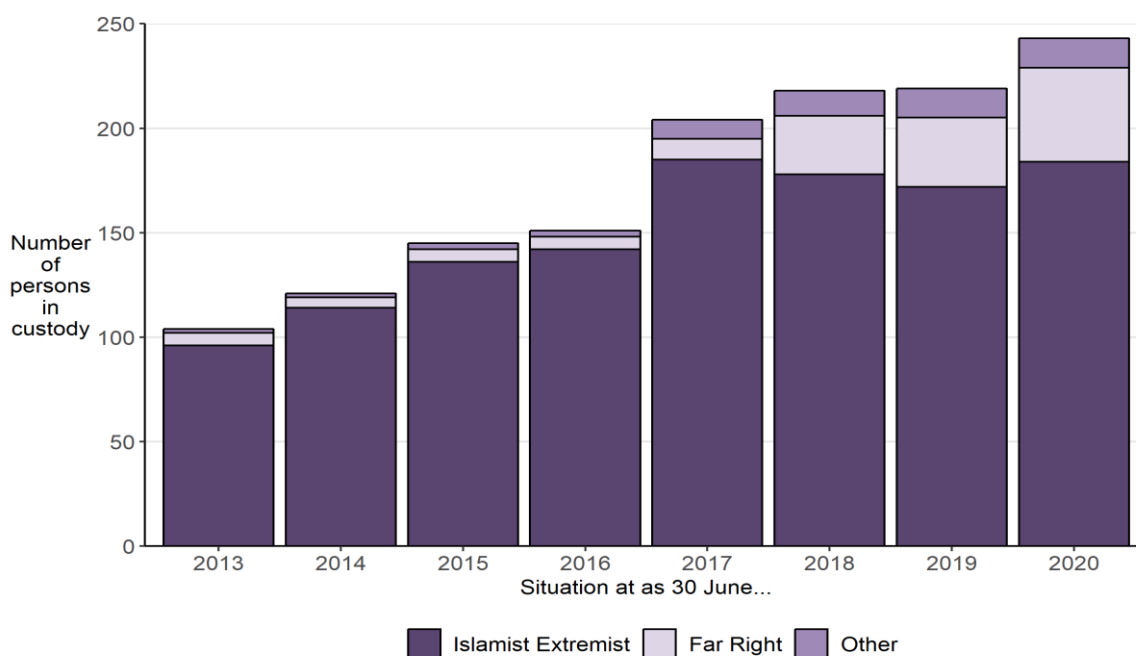
As at 30 June 2020, there were 243 persons in custody for terrorism-related offences in Great Britain, an increase of 24 compared with the previous year. Of the 243 persons in

custody, 217 had been convicted (89%). The remaining 11% were being held on remand (held in custody until a later date when a trial or sentencing hearing will take place).

Of those in custody, around three quarters (76%) were categorised as holding Islamist-extremist views. A further 19% were categorised as holding far right-wing ideologies with the remaining prisoners (6%) holding beliefs related to other ideologies.

The number of Islamist-extremist prisoners held in custody (184), as at 30 June 2020, was 4% below the peak of 192 as at 31 December 2017. The proportion of prisoners holding far-right ideologies has increased steadily over the past 3 years, with the number up from 33 to 45 in the latest year. There were 14 prisoners holding ‘Other’ ideologies, the same as the previous year.

**Figure 4.1: Number of persons in custody for terrorism-related offences, by ideology, years ending 30 June 2013 to 30 June 2020, Great Britain<sup>1,2,3,4</sup>**



**Source:** HMPPS and SPS (see [data table P.01](#))

**Notes:**

1. [HM Government's Prevent Strategy 2011](#) defines an ideology as a set of beliefs. An ideologue is a proponent as well as an adherent of an ideology.
2. 'Islamist extremist' refers to prisoners from Islamic proscribed groups who advocate, justify or glorify acts of violence (especially against civilians) or other illegal conduct to achieve fundamental changes to society.
3. 'Far right' refers to individuals from politically far right-wing proscribed groups such as National Action which became the first extreme right-wing group to be proscribed as a terrorist organisation in December 2016.
4. 'Other' refers to individuals from proscribed groups not categorised as 'Islamist extremist' or 'far right-wing'.

## 4.2 PERSONS RELEASED FROM CUSTODY

A total of 54 prisoners held for terrorism-related offences were released from custody in Great Britain in the latest year for which figures are available (year ending 31 March 2020)<sup>2</sup>, compared with 58 in the previous year. Of the 54 prisoners released, 42 (78%) were persons released from custody after serving sentences, many of whom will be subject to meeting certain licence conditions.

Of the 54 released from custody, 16 had received sentences of less than 4 years, and 26 had sentences of 4 years or more (including 2 life sentences). No one was released following an indeterminate sentence for public protection. Twelve people had been convicted but not yet been sentenced.

For more details on releases from custody, see the [user guide](#).

---

<sup>2</sup> Figures as at 30 June 2020 are not yet available from HMPPS as these will be published by MoJ in October 2020.

## 5 Other police powers under the Terrorism Act 2000

---

### Key results

- In the year ending 30 June 2020, **534 persons were stopped and searched by the Metropolitan Police Service under s.43 of TACT 2000**. This was a **decrease of 24%** when **compared with the previous year's total of 699**.
- In the latest year, there were **51 arrests** resulting from a s.43 stop and search, **down 21 on the previous year's total of 72**.

This section presents statistics on the use of stop and search powers available to the police under the Terrorism Act 2000 (TACT 2000). It includes data on the number of stop and searches, and resultant arrests, carried out under s.43 of TACT 2000 (by the Metropolitan Police Service (MPS) only) and s.47A of TACT 2000 (by all police forces). It also contains data on the use of powers under Schedule 7 to TACT 2000 in Great Britain. This includes the number of examinations, resultant detentions, strip-searches, the number of times postponement of questioning (usually to enable an individual to consult a solicitor) was refused, and the number of sea and air freight examinations.

Data on s.47a stop and search are provided to the Home Office by police forces, and data on s.43 stop and search are currently provided on a quarterly basis for this release by MPS only. S.43 stop and search figures for other forces are published annually by the Home Office in the [Police powers and procedures](#) release. Data on Schedule 7 are provided to the Home Office by the National Counter Terrorism Policing Headquarters (NCTPHQ). This section includes annual breakdowns for the last 9 years (when the data collection began) up to the year ending June 2020.

Following the Parsons Green attack, on 15 September 2017, the police used the power of stop and search under s.47a of TACT 2000 (previously s.44) for the first time. This power allows the police to exercise stop and searches when there is reasonable suspicion an act of terrorism will take place, and only when such powers are considered necessary to prevent such an act taking place. This was the first time they had been used in Great Britain since the legislation was formally amended in 2011. Following the attack on Parsons Green, 4 forces authorised the use of these powers: British Transport Police, City of London Police, North Yorkshire Police and West Yorkshire Police. There was a total of 128 stops (126 of which were conducted by BTP) resulting in 4 arrests (all BTP).

Further details on the use of s.47a can be found in the [code of practice](#) for the exercise of stop and search powers.

## 5.1 STOP AND SEARCH UNDER SECTION 43 OF THE TERRORISM ACT 2000

Section 43 of TACT 2000 allows a constable to stop and search a person whom he/she reasonably suspects to be involved in terrorist activity. This section includes data from MPS only and excludes 'vehicle only' stops and searches.

There was a large reduction in the use of s.43 stops between 2011 (when the data collection began) and 2014, during which time numbers fell 71%, down from 1,280 to 369 stops. There was then an increase in the next five years, up to a total of 699 stops in 2019. In the year ending 30 June 2020, 534 persons were stopped and searched by MPS under s.43 of TACT 2000, a decrease of 24% when compared with 2019's total.

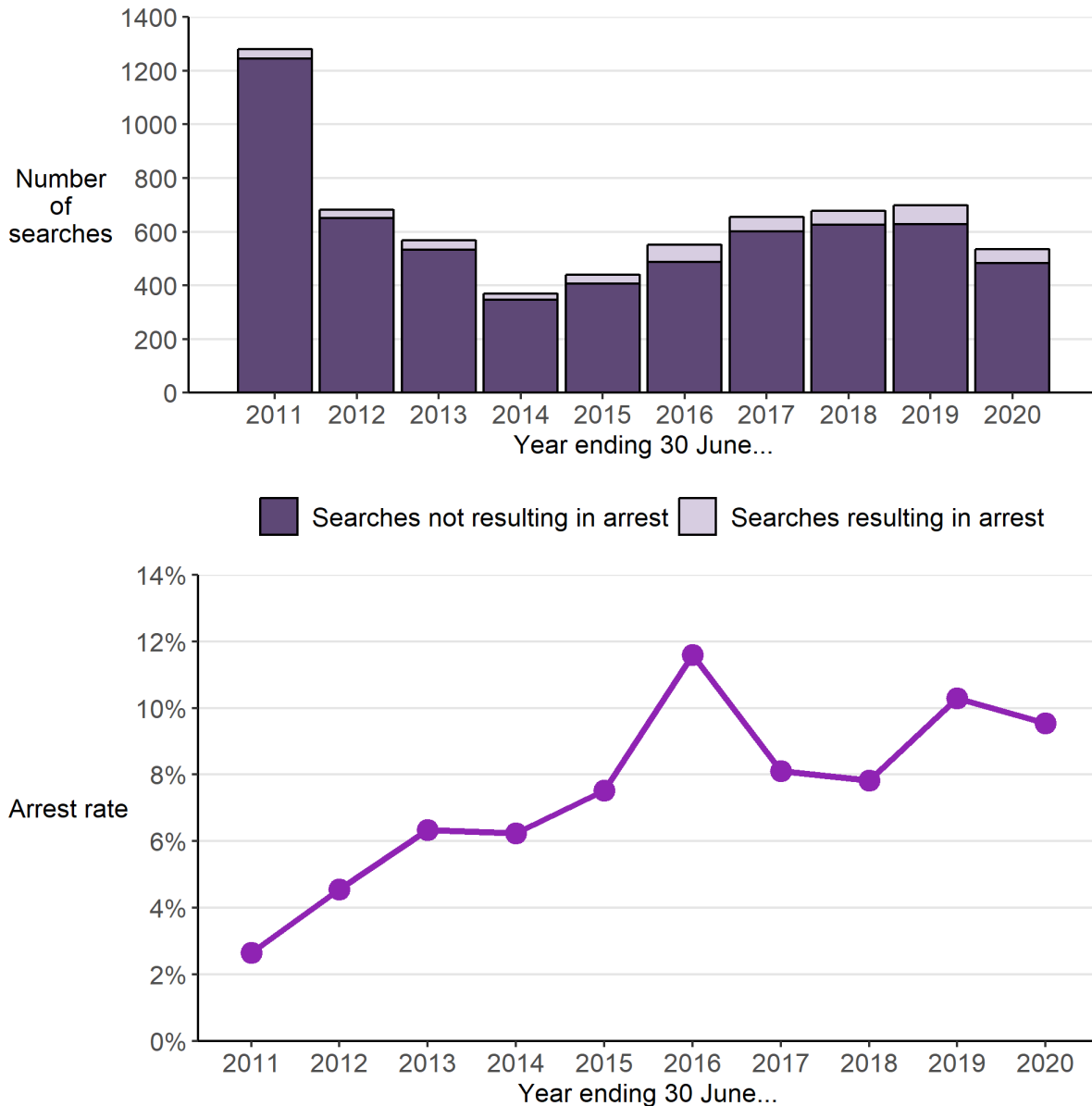
In the latest year there were 51 arrests resulting from a s.43 stop and search, down 21 on the previous year's total of 72. 10% of stops resulted in arrest, the same as the previous year.

Ethnicity was stated in 72% of stops, the lowest proportion since data collection began in 2011. This information relies on the person stopped being willing to define their ethnicity.

In cases where the ethnicity was known,

- 38% identified as 'White or White British'
- 32% identified as 'Asian or Asian British'
- 15% identified as 'Black or Black British'
- 11% identified as 'Chinese or Other'
- 4% identified as 'Mixed'

**Figure 5.1: Stop and searches and arrest rate<sup>1</sup> under s.43 of TACT 2000, MPS**



Source: MPS (see [data table S.01](#))

**Notes:**

1. Excludes 'vehicle only' searches.

Details on the overall use of stop and search in England and Wales can be found in the Home Office [Police powers and procedures, England and Wales](#) statistical release. MPS also publishes [monthly reports](#) on the use of stop and search within its force area.

## 5.2 SCHEDULE 7 TO TACT 2000

Under Schedule 7 to TACT 2000, an examining office has a number of powers, the uses of which are covered in this section. These include:

- examinations of persons and resultant detentions
- strip-searches
- refusals to postpone questioning (usually to enable an individual to consult a solicitor)
- examinations of goods.

Data have also been provided on how frequently other powers have been used in Great Britain under Schedule 7 to restrict or qualify a person's access to a solicitor. As well as 'refusal to postpone questioning', which has been published since 2016, this release now also covers use of powers where a person is:

- required to consult a solicitor by phone
- delayed access to a solicitor
- or required to consult in sight and hearing of a qualified officer.

### Examinations and resultant detentions

An examining officer may stop and question individuals entering and leaving the country through ports, airports, international rail stations and the border area. When necessary they may also detain and search individuals. The aim is to determine whether or not that person is or has been concerned with the commission, preparation or instigation of acts of terrorism.

In the year ending 30 June 2020, a total of 6,064 persons were subject to the use of this power in Great Britain. This was a fall of 43% compared with the previous year (when there were 10,705 examinations), and of 90% since the data were first collected in the year ending 31 June 2012 (when 61,049 persons were examined under Schedule 7). Since the data collection began there have been average annual falls of 25%.

There has been increased public scrutiny of this power in recent years, which may have driven a more targeted approach in its use. This is reflected in the increased rate of detention (see Figure 5.2 below).

There has also been a large reduction in examinations under Schedule 7 of TACT 2000 due to the lockdown measures imposed during the COVID-19 outbreak. Passenger numbers at air and sea ports in particular saw unprecedented low levels, with only 281 examinations between April and June 2020, compared with 2,527 between April and June 2019.

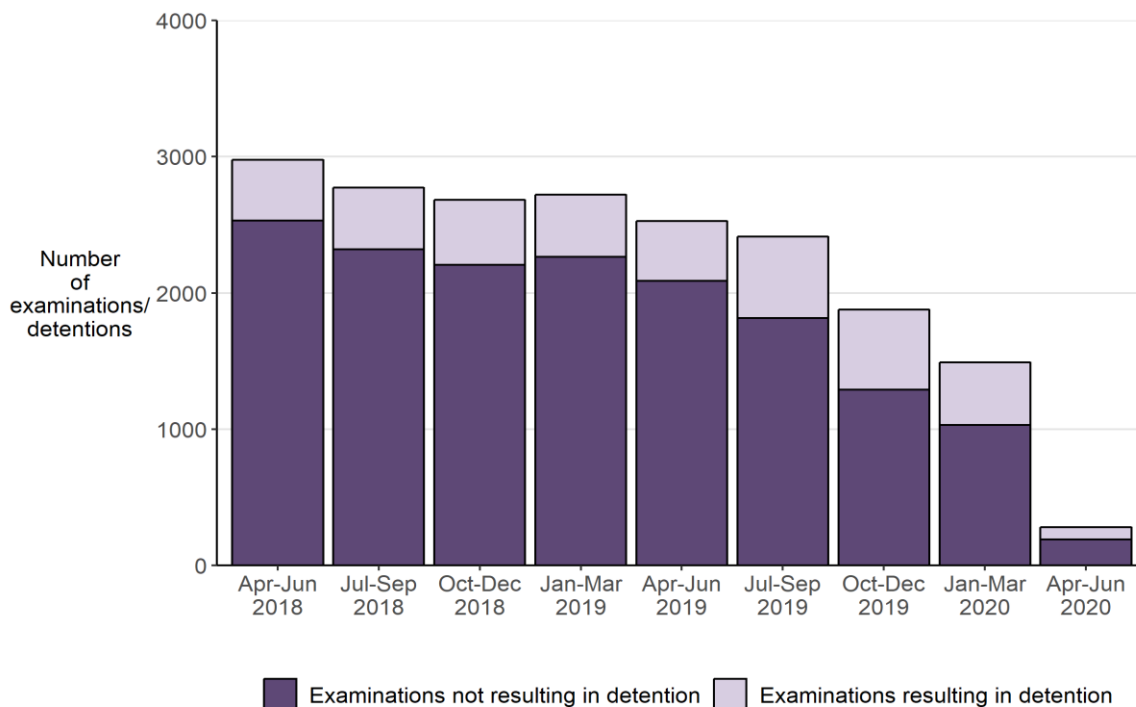
Of the 6,064 persons (excluding the 874 whose ethnicity was not stated; 14% of the total):

- 32% identified as 'Chinese or other'
- 30% identified as 'Asian or Asian British'
- 24% identified as 'White'
- 8% identified as 'Black or Black British'

- 6% identified as 'Mixed'.

The number of detentions following examination decreased by 5% from 1,826 in the previous year to 1,735 in the latest. The Anti-Social Behaviour, Crime and Policing Act 2014, which came into effect in October 2014, amended the powers under Schedule 7 to TACT 2000 to ensure that a mandatory detention takes place where an examination lasts for longer than 1 hour. The rate of detention following an examination in the latest year was 29%, up from 17% in the previous year. This continues the upward trend in the rate of detention following examinations in recent years.

**Figure 5.2: Number of Schedule 7 to TACT 2000 examinations<sup>1</sup> and resultant detentions, 9 quarters to 30 June 2020, Great Britain**



Source: NCTPHQ (see [data table S.04](#))

**Notes:**

1. Excludes examinations of unaccompanied freight.

### 5.3 OTHER POWERS UNDER SCHEDULE 7 TO TACT 2000

The following section includes information on several additional powers under Schedule 7 to TACT 2000. This includes:

- strip-searches
- postponement of questioning refusals
- examinations of goods (sea and air freight).

Data on these powers have been collected by the Home Office since April 2015.

In the year ending 30 June 2020:



- 1 strip-search was carried out under the power
- a total of 598 air freight and 2,747 sea freight examinations were conducted in Great Britain; a decrease on the previous year of 53% and 44% respectively, and continuing the downward trend in use of this power since 2017
- postponement of questioning (usually to enable an individual to consult a solicitor) was refused on five occasions.

Furthermore, data have been provided on how frequently powers have been used to restrict or qualify a person's access to a solicitor by: requiring the person to consult a solicitor by phone, delaying access to a solicitor, and requiring the person to consult in sight and hearing of a qualified officer. These data have been collected since April 2019.

In the year ending 30 June 2020, powers to restrict or qualify a person's access to a solicitor were used twice. On these occasions the person was required to consult a solicitor by phone.

Details on each power can be found in the [user guide](#).

## 6 Further information

---

### Accompanying user guide and tables

The [user guide](#) provides further details on this release, including the strengths and limitations of the datasets, and the quality assurance processes involved in the production of this release. It also includes a summary of the criminal justice process, a glossary of terms used, and detail about the legislation and categories mentioned in this release.

A flow chart summarising the **Arrests and outcomes** section of this release can be found in [Annex A](#).

### Future Releases

The information published in the quarterly 'Operation of police powers under the Terrorism Act 2000' statistics is kept under review, taking into account the needs of users, and burdens on suppliers and producers, in line with the [Code of Practice for Statistics](#). If you have any comments, suggestions or enquiries, please contact the team via email using: [crimeandpolicestats@homeoffice.gov.uk](mailto:crimeandpolicestats@homeoffice.gov.uk).

### Other related publications

The annual '[Police powers and procedures](#)' publication provides information on use of various powers by police in England and Wales including: arrests for notifiable offences, stop and searches under section 1 PACE and associated legislation, Best Use of Stop and Search (BUSS) statistics, motoring offences, and detentions under the Mental Health Act 1983.

Northern Ireland Security Statistics are published by the Northern Ireland Office [here](#).

### Feedback and enquiries

We welcome feedback on the quarterly statistics release. If you have any feedback or enquiries about this publication, please contact [crimeandpolicestats@homeoffice.gov.uk](mailto:crimeandpolicestats@homeoffice.gov.uk)



Statistical Bulletins are prepared by staff in Home Office Statistics under the National Statistics Code of Practice and can be downloaded from GOV.UK:

<https://www.gov.uk/government/organisations/home-office/about/statistics>

Bulletin Number: 26/20

ISSN: 1759-7005



© Crown copyright 2020

This publication is licensed under the terms of the Open Government Licence v3.0 except where otherwise stated. To view this licence, visit [nationalarchives.gov.uk/doc/open-government-licence/version/3](https://nationalarchives.gov.uk/doc/open-government-licence/version/3) or write to the Information Policy Team, The National Archives, Kew, London TW9 4DU, or email: [psi@nationalarchives.gsi.gov.uk](mailto:psi@nationalarchives.gsi.gov.uk).

Where we have identified any third-party copyright information you will need to obtain permission from the copyright holders concerned.