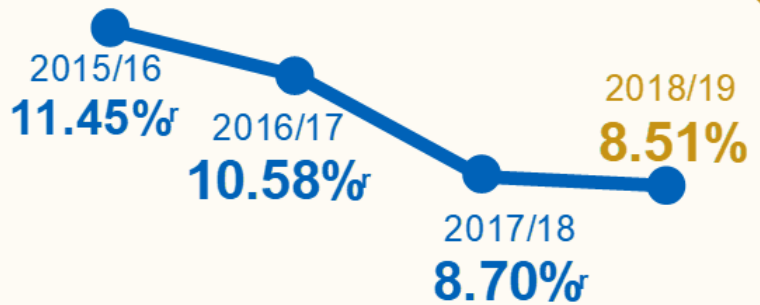
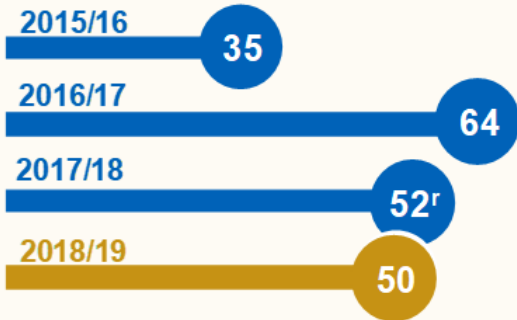



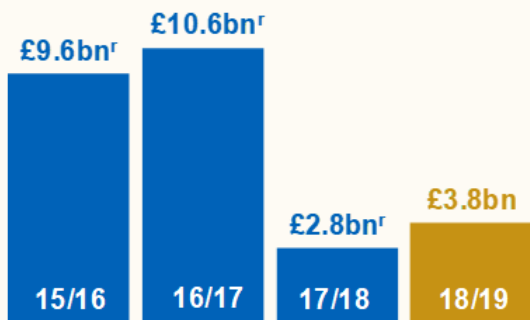
2018/19 QDC/QSC statistics

In 2018/19...



50 new QDCs/QSCs

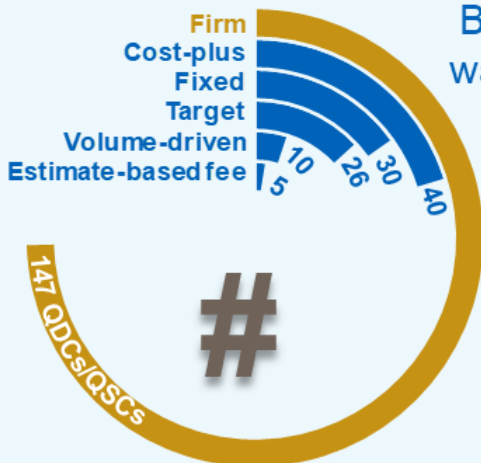
8.51% average estimated profit rate



£3.8 billion estimated contract price

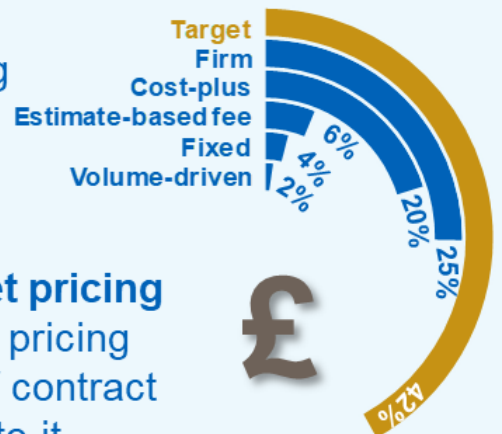
4.3 years average estimated contract duration

Since the start of the regime...



By number, **Firm pricing** was the most used pricing method, used in **147** QDCs/QSCs...

...but by price, **Target pricing** was the most used pricing method, with 42% of contract price attributed to it.



460 Sub-contracts reported to the SSRO

98 Contracting companies with QDCs/QSCs

11 QDCs/QSCs with contractors that identify as an SME