



Neptune E&P UK Limited

Public Environmental Annual Statement 2019

Creating sustainable value

We want to make a positive contribution to meeting society's energy needs and the energy transition as the leading international gas-focused independent exploration and production company.

Our differentiated portfolio is long-life, low-cost and lower carbon and we're geographically diverse, with operations in Europe, North Africa and Asia Pacific.

Excellence in health, safety and the environment (HSE) is one of our core values and we are committed to achieving best-in-class HSE standards.

Contents

3. Managing Director's address
4. Introduction to Neptune E&P UK Limited
5. Environmental Goals
6. Overview of offshore activities in 2019
7. Overview of offshore drilling activity: Cygnus
8. Overview of offshore drilling activity: Seagull
9. Operating environment
10. Management of issues
12. 2019 Cygnus Overview
15. Environmental objectives
17. Environmental performance data
20. Environmental challenges
21. Appendices A-C

UK Managing Director's address

Neptune Energy's goal is to conduct our business activities with no harm to people, no damage to the environment and no accidents, today and in the future.



Neptune E&P UK Limited is committed to responsible and sustainable exploration and production operations in the UK North Sea. We are part of the wider Neptune Energy company and our main activities are focused on our flagship asset, Cygnus, which is located 150 kilometres off the coast of Lincolnshire. Cygnus is the largest gas basin discovery in the Southern North Sea for over 30 years and at plateau contributes 6% of UK gas production; enough gas to heat the equivalent of 1.5 million homes.

We are focused on energy efficient operations and the transition to a lower carbon future. Reducing emissions, water use and waste are three of the ways we seek to minimise our impact on the environment. We comply with environmental regulations in force both internationally and in the individual regions in which we operate, and are structured in such a way that we can anticipate changes in them. The company is committed to ongoing improvements to achieve best environmental practice.

Our environmental performance data for 2019 is on page 23. We remain committed to transparent reporting of our performance and to working with our UK industry partners and regulators to take care of the environment and minimise the impact of our operations.

Alexandra Thomas
Managing Director
Neptune E&P UK Limited

Introduction to Neptune E&P UK Limited and the annual statement

Neptune Energy is an independent gas and oil exploration and production company with a regional focus on the North Sea, North Africa and the Asia Pacific region.

About Neptune E&P UK Limited

Neptune E&P UK Limited is committed to responsible and sustainable exploration and production operations in the UK North Sea.

Our main activities in the UK are focused on our flagship asset, Cygnus, which is the UK's largest single producing gas field. Cygnus contributes 6% of UK gas production; enough gas to heat the equivalent of 1.5 million homes.

This statement provides an overview of Neptune E&P UK Ltd's activities in 2019, including performance data and our approach to managing environmental issues.

Neptune E&P UK Ltd is part of Neptune Energy, which has operations in Europe, North Africa and Asia Pacific.

Neptune Energy's vision is to make a positive contribution to meeting society's energy needs and the energy transition as the leading international gas-focused independent E&P company. Our 2019 Annual Report includes more information on Neptune Energy's environmental, social and governance approach and is available at www.neptuneenergy.com

**Cygnus supplies enough gas to heat
the equivalent of 1.5 million UK homes.**



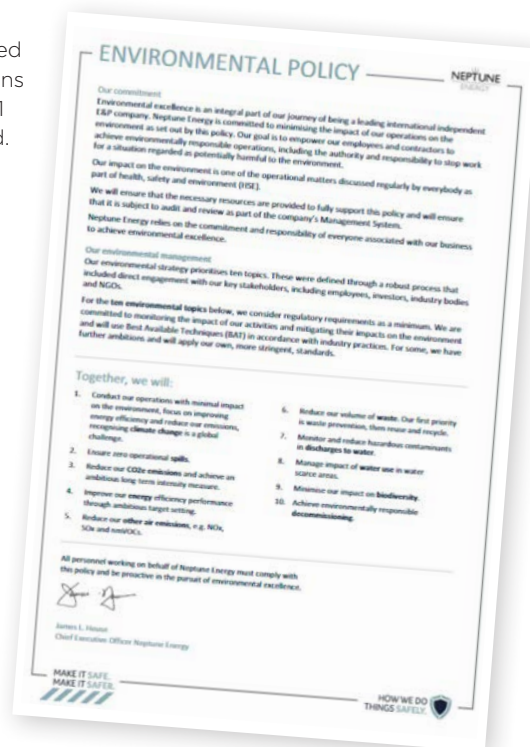
Our environmental goals

Our operating environment is more than the physical environment we work in. It also includes political, regulatory and economic landscapes, as well as the interests of our stakeholders. All of these factors influence our management of environmental issues.

Environmental management

Management of environmental impacts forms part of our global operational integrity management standard, which aims to drive continuous improvement. The standard sets out our environmental requirements for our operations, including periodic verification of regulatory compliance.

In the UK, our environmental management system is certified to ISO 14001 and our operations are certified to the ISO 50001 energy management standard.



Discovering gas and oil and delivering it to the UK's energy network has a range of drivers:

- Creating value for our stakeholders.
- Meeting the UK's energy needs and ensuring security of supply.
- Complying with regulations.

Our environmental strategy

We are committed to minimising the impact of our operations on the environment. Our environmental policy, which we refreshed in 2019, prioritises ten topics. These were defined through a robust process that included direct engagement with our key stakeholders, including employees, investors, industry bodies and non-governmental organisations. They are:

1. Conduct our operations with minimal impact on the environment, focus on improving energy efficiency and reduce our emissions, recognising climate change is a global challenge.
2. Ensure zero operational spills.
3. Reduce our CO₂e emissions and achieve an ambitious long-term intensity measure.
4. Improve our energy efficiency performance through ambitious target setting.
5. Reduce our other air emissions, e.g. NO_x, SO_x and nmVOCs.
6. Reduce our volume of waste.
7. Monitor and reduce hazardous contaminants in discharges to water.
8. Manage impact of water use in water scarce areas.
9. Minimise our impact on biodiversity.
10. Achieve environmentally responsible decommissioning.

We consider regulatory requirements as a minimum. We are committed to monitoring the impact of our activities and mitigating their impacts on the environment and will use best available techniques in accordance with industry practices.

Overview of offshore operated activities in 2019

UK North Sea

Production and decommissioning

Our production operations are, like the rest of our business, driven by a commitment to quality - above all to health, safety and the environment - but also to performance, expertise and technology. In 2019, we had one operated field in production and one operated field which began decommissioning operations.

Cygnus Alpha began producing in December 2016 and in August 2017 Cygnus Bravo produced its first gas. Cygnus is a gas field located in blocks 44/11a and 44/12a of the Southern North Sea. At its peak, Cygnus contributes 6% to UK gas production.

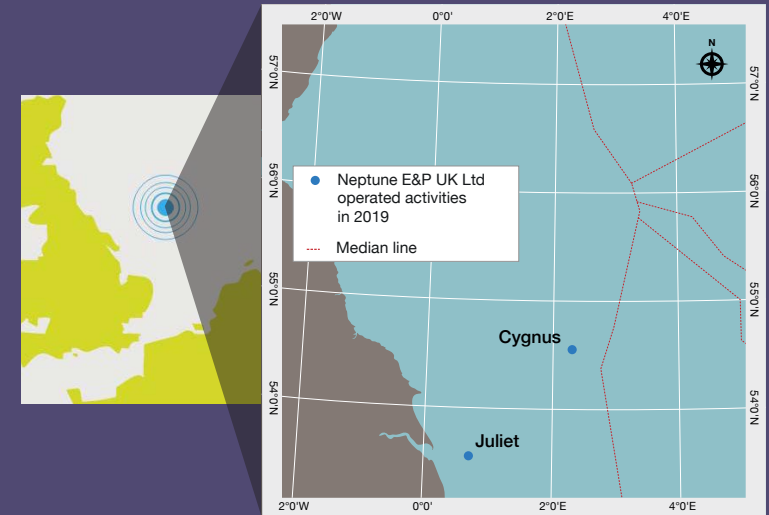
During August 2017, the Cygnus Bravo platform produced its first gas. This was a major milestone for the Cygnus facility and Neptune Energy as a whole, and signified the completion of the Cygnus development. It did not come without some minor environmental challenges (see page 20) but was achieved successfully and in a timely manner.

In addition to the successful and safe first gas delivery at Bravo, the Cygnus team carried out a de-bottlenecking scope of works on the Cygnus facilities which increased the maximum rate of production to 300 million cubic feet per day. Following planned works at the Bacton Gas Terminal, the Cygnus facility can produce at 320 million cubic feet per day.

We started a modification project to commission compressor turbines in the second half of 2019. Due to the excellent performance of the existing reservoir and reserves, we have now pushed this back to the second half of 2021. Compression will help to ensure the best rate of production from the Cygnus field.

Decommissioning

Juliet is a gas field located in block 47/14b of the Southern North Sea. The Juliet field cessation of production was submitted in 2018 with decommissioning operations to remove selected infrastructure carried out in 2019.



Subsurface data analysis, combined with innovative geological thinking and leading-edge geophysics, allows us to develop the Cygnus field, the largest gas field discovery in the Southern North Sea for 30 years.

Overview of our activities in the UK: Cygnus

Neptune manages UK offshore oil and gas fields across the lifecycle of E&P.

We operate the Cygnus Alpha and Cygnus Bravo facilities in the Southern North Sea, producing gas from the Cygnus field, which supplies the equivalent of 1.5 million homes.

With our partners BP and JAPEX, our Seagull development project comes on stream in 2022, providing long-term growth in the UK portfolio. We have working interests in exploration wells including Isabella and Darach.

Cygnus typically exports over 250 million standard cubic feet of gas daily. Cygnus contributes 6% of UK gas demand and has a field life of more than 20 years.

Two drilling centres target 10 wells. Cygnus Alpha consists of three bridge-linked platforms: a wellhead drilling centre, a processing/ utilities unit and living quarters/central control room. Cygnus Bravo, an unmanned satellite platform, is approximately seven kilometres northwest of Cygnus Alpha.

Gas is exported via a 55 km pipeline. Cygnus connects via the Esmond Transmission System (ETS) pipeline to the gas treatment terminal at Bacton, Norfolk. Neptune Energy has a 25% minority interest in ETS.



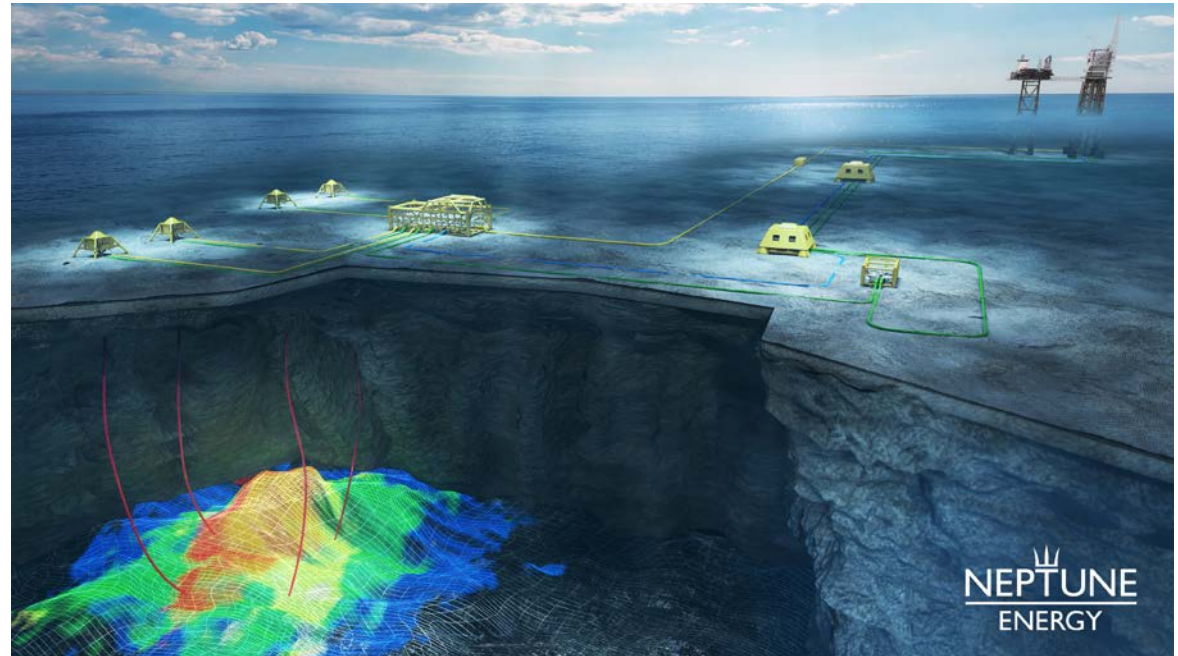
Overview of our activities in the UK: Seagull

The Seagull field will be developed with up to four subsea wells drilled from a new four-slot manifold 17 km south of the BP-operated ETAP Central Processing Facility (CPF). Production will be evacuated via a new 5 km subsea pipeline, which will tie the Seagull manifold to the existing Heron pipeline system via a newly installed tie-in skid at the Egret manifold. Production will then utilise the Heron pipeline system and riser to evacuate fluids to the ETAP CPF. The planned development will require installation of a new 17 km control umbilical direct from ETAP.

From the ETAP CPF Seagull gas will be exported via the CATS pipeline system to shore at the CATS Processing Terminal. Seagull oil will be exported to shore through the GAEL and FPS pipeline systems to the Kinneil Terminal onshore.

Wash water will be provided to the Seagull drill centre via the existing Heron wash water riser and flowline, and a newly installed 5 km long wash water line between the existing Egret manifold and the Seagull manifold. A pre-investment will be made to facilitate future connectivity between the gas lift service and the manifold.

New infrastructure requirements have been minimised by reuse of the Egret manifold tie-in point on the Heron cluster pipeline system and wash water line. Topsides modifications at ETAP are minimised by reuse of the Heron field test separator and existing Heron risers for production and gas lift service.



Operating environment

Our operating environment is more than the physical environment we work in. It also includes political, regulatory and economic landscapes, as well as the interests of our stakeholders. All of these factors influence our management of environmental issues.

Discovering gas and oil and delivering it to the UK's energy network has a range of drivers:

- Creating shareholder value
- Meeting the UK's energy needs and ensuring security of supply
- Complying with regulations.
- Meeting stakeholder expectations.

The North Sea is bordered by eight countries, 100 million people live around its coastline, and it is home to internationally important communities of plants and animals. It is our responsibility to ensure we minimise the impact of our activities on the environment.

Environmental issues associated with our activities include:

- Climate change and air quality
- Water and sediment quality
- Waste disposal
- Spills
- Physical presence
- Habitats and species conservation
- Decommissioning
- Liability Management



Environmentally sensitive area

The Cygnus field lies within the boundaries of both the Dogger Bank Special Area of Conservation (SAC) and the Southern North Sea cSAC. The Dogger Bank is a unique, dynamic sandbank of the North Sea and its designation as a SAC means that any development within its boundaries has to ensure that project activities will not affect the structure or integrity of the bank.

The Dogger Bank is the UK's largest example of a sandbank listed in Annex I of the Habitats Directive ('Sandbanks which are slightly covered by sea water all the time').

Interesting features for the site under the EU Habitats directive include:

- Sandbanks which are slightly covered by sea water all the time
- Harbour porpoise (*Phocoena phocoena*) (non-qualifying)
- Grey seal (*Halichoerus grypus*) (non-qualifying)
- Common seal (*Phoca vitulina*) (non-qualifying)

During January 2018, the Southern North Sea site was submitted to the European Commission and became a cSAC primarily due to the significant numbers of harbour porpoise (*Phocoena phocoena*) residing in the area (approximately 17.5% of the North Sea Management Unit population. It is the largest cSAC in UK and European waters at the time of writing and covers a 36,951km² area.

Anthropogenic disturbance including fishing and oil and gas activities have the potential to impact the protected features within the Dogger Bank SAC and any significant underwater noise (e.g. large-scale piling and explosives use) has the potential to significantly impact the harbour porpoise within the Southern North Sea cSAC. The impacts that the Cygnus development would have are similar to those of previous oil and gas developments in the area and have been assessed in the Cygnus environmental statement and recent applications and deemed to be minor.

Note: Non-qualifying species are species that are protected under UK legislation but not protected under the Habitats Directive.

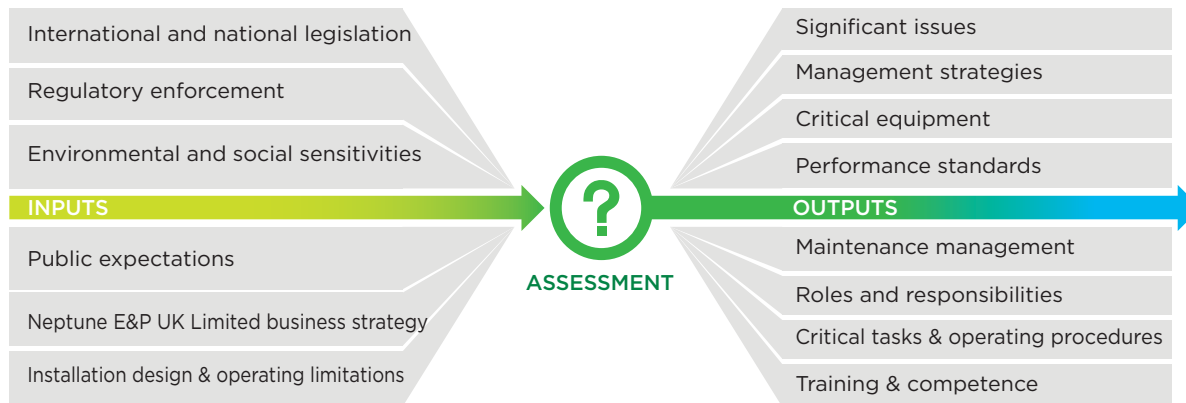
Management of issues

We assess and minimise impact on the environment from our activities through an Integrated Management System (IMS) certified against ISO 14001 and underpinned by the same commitment to quality that we bring to all areas of our performance.

Neptune E&P UK Limited has developed an effective approach for the management of environmental issues. The company is developing Environmental Cases (E-cases) for our offshore operations and onshore assets.

The E-cases are central to the environmental aspects of the IMS and are designed to bridge the gap between operational objectives and stakeholder expectations. They provide an audit trail between high level objectives and individual tasks and responsibilities.

Embedding environmental risk management into our operations



We believe that all incidents are preventable



NEPTUNE ENERGY

Our values are a core component of our business and help to guide our actions.

Excellence

We strive to be the best, particularly in the areas of health and safety and carefully manage our environmental impact.

Accountability

We take ownership of actions and results.

Integrity

We have a commitment to ethical operations and respect every individual across every area of our business.

Teamwork

Only by working together can we grow and only through partnership can we succeed.

Management of issues continued

E-cases offer a structured approach to better alignment in the management of environmental issues.

They also offer a path towards unlocking the benefits of goal setting regulation and away from prescriptive regulation.

Our side-by-side assessments provide an interpretation of different environmental expectations in society. It looks to science for an objective assessment of impacts while being conscious of its limitations. On the more subjective side it looks at the expectations of stakeholders while considering their motivations and influence. Finally, it reviews legislation and company standards.

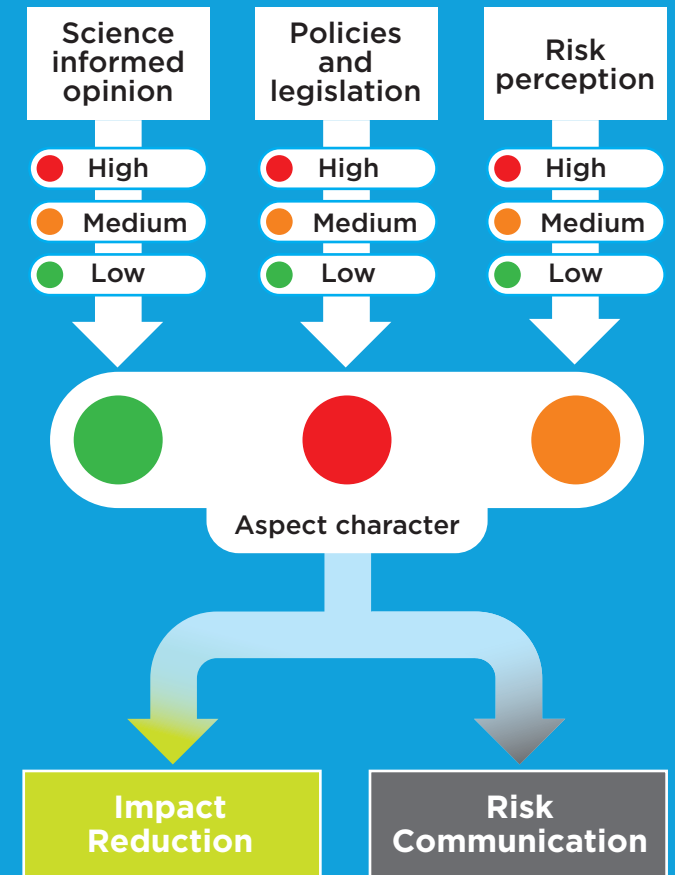
The aspect characters (Science informed opinion, Policies and legislation, Risk perception, as seen in the flow diagram to the right) reveal differences of opinion and a starting point for dialogue.

We distinguish two main response strategies: impact reduction and risk communication.

- **Impact** reduction is reducing the physical environmental impact by, for instance reducing the use of resources, by reducing emissions or discharges or by reducing noise emissions.
- **Risk** communication is increasing the acceptance of the risk by better explaining the acceptability of the risk, by challenging the motives of stakeholders or by sharing control with stakeholders.

This approach helps us to meet regulatory requirements and stakeholder expectations more effectively as we can develop realistic and timely management strategies.

Environmental aspect characterisation and resultant management strategies



| 2019 Cygnus overview

The Cygnus field is the largest discovery in the Southern North Sea in 30 years and the sixth largest field by remaining gas reserves. It is a natural gas field comprising both Leman and Carboniferous reservoirs.

Neptune E&P UK Limited is Operator (38.75%) with partner Spirit Energy (61.25%).

Quick facts:

- Discovered 1988
- Project sanctioned in August 2012
- First Gas (Alpha) December 2016
- First Gas (Bravo) August 2017
- Licence(s) P1055 and P1731
- 7 (of 10) initial production wells drilled
- Currently producing 300 mmscf/d



300 million
ft³ per day

Maximum gas output



18 billion m³

Gross reserves



38.75 %

Neptune E&P UK Limited share,
with partner Spirit Energy (61.25%).

2019 Cygnus overview continued

Cygnus project development

Neptune E&P UK Limited is the operator of the Cygnus field, one of the largest undeveloped gas fields in the Southern North Sea prior to Cygnus first gas. The Cygnus project, sanctioned in August 2012, contributes 6% of the overall UK gas production at its peak - supplying gas to the equivalent of 1.5 million homes in Britain.

The Cygnus offshore installation campaign began with the installation of Cygnus Alpha in 2014 and was completed in the summer of 2015 after the safe and successful installation of all four jackets and topsides. The detailed design of the Cygnus field incorporated the principles of Best Available Techniques (BAT) and Best Environmental Practice (BEP) which were implemented during installation and commissioning and will influence day to day operations. Commissioning of the Cygnus Alpha platforms was eventually completed and began producing in December 2016

The central Alpha complex consists of three bridge linked platforms: a wellhead drilling centre; a processing and utilities unit; and a living quarters with the central control room.

The Cygnus Bravo location is positioned approximately 7km North West of Alpha and is a normally unmanned satellite wellhead platform. The Cygnus Bravo platform is essential to supplement the gas flow from Alpha and maintain production at maximum levels.

The final phases of Cygnus Bravo installation and commissioning were completed in August 2018 where first gas was subsequently flowed. This was a major milestone in the Cygnus development and signified the completion of installation and commissioning phases. The gas produced at Cygnus Bravo flows approximately 7km southeast, to Cygnus Alpha where further separation and processing takes place. It eventually co-mingles with gas produced from Alpha and travels via a 55km long export line to the Esmond Transportation System and then onto Bacton Gas Terminal.

A separate scope of works, the de-bottlenecking scope was also carried out in 2018. During a planned shutdown in September 2018, modifications were carried out to enable Cygnus to produce at a newly increased maximum rate. The previous maximum rate of production was increased from 280 million standard cubic feet per day to 300 million standard cubic feet per day. As with the Cygnus Bravo first gas delivery, the modifications were delivered successfully, safely and in a timely manner. It is expected that when further modifications at Bacton Gas Terminal are carried out, Cygnus will be able to produce at 320 million standard cubic feet per day.





Cygnus has been designed and built using the principles of Best Available Techniques and Best Environmental Practice.

Environmental objectives

2019 objectives

Environmental management key focus areas for 2019

1. **Achieve ISO 50001 certification (and compliance with ESOS requirements) across the UK business**
 - a. Certification achieved and covers Cygnus, Aberdeen and London offices

2. **Complete the forward plan for Oil in Water improvement studies, ready for implementation in 2020**
 - a. Technology review carried out
 - b. Decision to re-sample and re-evaluate best concept. Resampling took place in the first quarter of 2020.

3. **Complete a company wide environmental legislation gap analysis review**
 - a. Completed with no gaps and compliance confirmed

4. **Enhance methane emissions quantification in preparation for next years Climate and Clean Air Coalition submission**
 - a. Preparation underway to meet changing repeating requirements of the CCA, expected in 2022..



Environmental objectives continued

2020 objectives

Environmental management key focus areas for 2020

1. Establish new suite of environmental standards to support Neptune's environmental strategy
2. Develop net zero and energy transition implementation plan
3. Implement enhanced environmental KPI reporting with particular focus on carbon intensity performance
4. Conduct further energy survey of the Aberdeen office to identify potential improvements



Environmental performance

This section outlines Neptune E&P UK Limited environmental performance for 2019, see appendix B for historical environmental data.

Atmospheric emissions

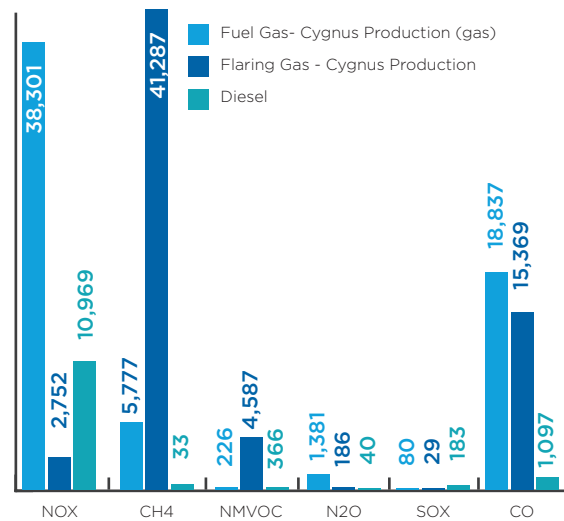
Atmospheric emissions occur in our operations mainly as a result of the combustion of diesel fuel and fuel gas to generate power and through flaring. Emissions in the North Sea are controlled by UK, European and international regulations.

We report greenhouse gas emissions on a CO₂ equivalent basis, including CO₂ and CH₄, as well as other air emissions including the oxides of nitrogen (NOx) and sulphur (SOx).

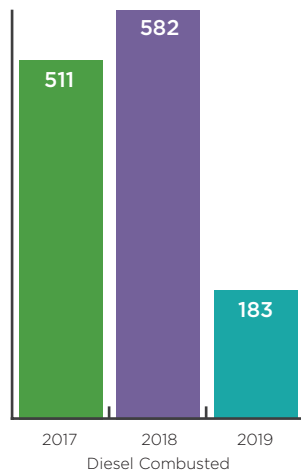
Our total greenhouse gas emissions for our Cygnus operations was approximately 21,415 tonnes of CO₂.

To drive improvements in the energy efficiency of our operations, we are targeting a carbon intensity of 6kg CO₂/boe for our managed production by 2030. Our carbon intensity for UK production was 1.46 kg CO₂/boe in 2019 which is one of the lowest in the UK sector.

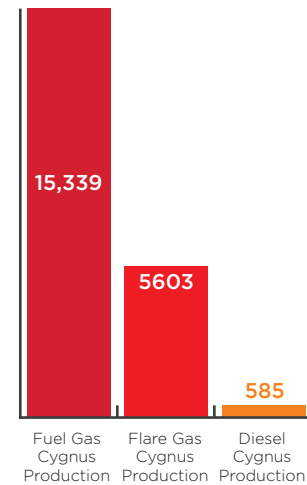
Non-CO₂ emissions summary (kg)



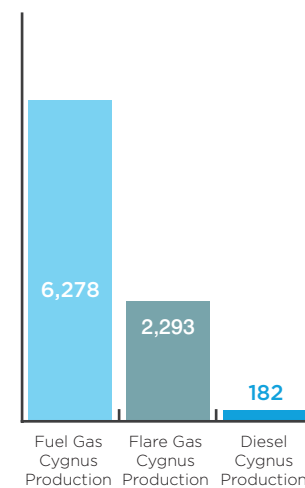
Overall diesel use (tonnes) 2017-2019



CO₂ emissions from fuel gas and flare gas use 2019 (tonnes)



Fuel and flare gas use 2019 (tonnes)



Note: All emissions figures presented do not include combustion data relating to logistics.

Environmental performance continued

Chemical consumption

Use and discharge associated with drilling and project operations.

The use of chemicals in the offshore industry is an essential part of any drilling activity and the subsequent processes involved in the production of hydrocarbons from an installation, including drilling mud chemicals, corrosion inhibitors, scale inhibitors, biocides, demulsifiers, antifoams and detergents.

Due to the hazards associated with the use of chemicals offshore to the marine environment, any activity within the North Sea is controlled and regulated using the OSPAR requirements.

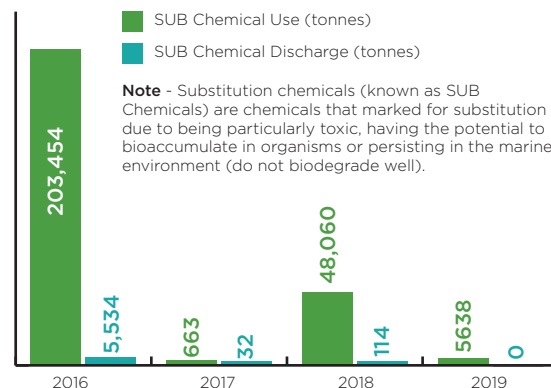
These requirements, implemented in the UK through the Offshore Chemicals Regulations 2002, require operators such as Neptune E&P UK Limited to obtain a chemical permit from the Department of Business, Energy and Industrial Strategy (BEIS) in the application and discharge of any chemical used offshore.

As stated in these regulations, Neptune E&P UK Limited may only use chemicals which have been registered by the Centre for Environment, Fisheries & Aquaculture Science (Cefas) and continues to work to manage the risks posed to the environment from chemical use.

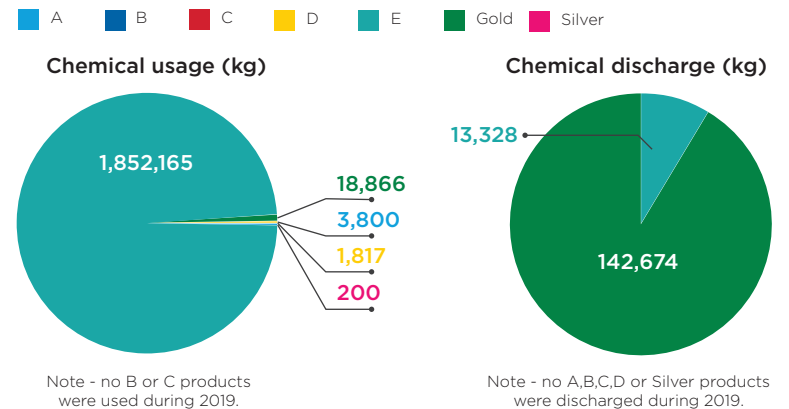
This has been achieved by actively aiming to use chemicals which are considered to pose little or no risk to the environment (PLONOR) where technically possible and limiting the amount of discharge to the marine environment.

- The graph outlines the quantities of chemical consumption used in North Sea operations in 2019 and is ranked using the Cefas ranking A (the most toxic OCNS category) to E (the least toxic OCNS category) and HQ colour banding (Gold, Silver, White, Blue, Orange and Purple) approach. Rank E and HQ Gold represent the least risk in their respective categories
- The total chemical used and discharged during 2019 includes the chemicals used during drilling and project operations
- All operations were carried out in compliance with their respective chemical permits (whether subsea, platform or drilling related)
- Any chemicals which have been identified for substitution by the OSPAR Commission are required to be phased out by 2016 and Neptune E&P UK Limited are working in conjunction with these requirements to identify the best possible replacements.

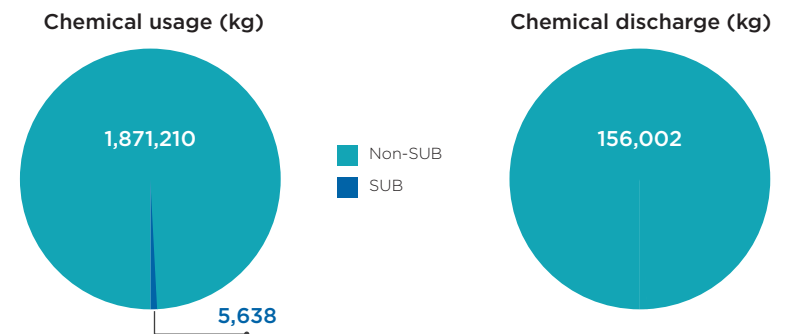
SUB chemical usage and discharge during drilling and project operations (kg) 2016 | 2017 | 2018 | 2019 SUB Use



Total chemical usage & discharge during drilling & project operations (tonnes)



Chemical usage & discharge during drilling and project operations (tonnes) – SUB vs Non-SUB



Environmental performance continued

Operational waste management

Many aspects of offshore activities in the oil and gas industry generate operational waste and can provide a significant environmental challenge to operators in its safe disposal. As per statutory regulations, any produced waste must be categorised and should be managed accordingly using a waste management system.

This system ensures all waste is monitored and any hazardous operational waste produced is stored on the installation and shipped ashore for safe disposal. The graphs show the operational waste produced in tonnes during drilling operations from 2016 to 2019.

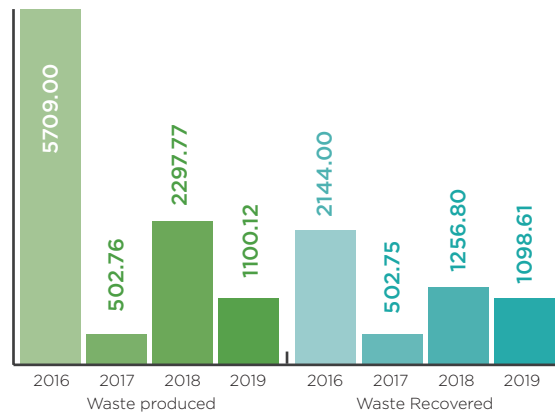
These have been segregated into three streams:

Conventional waste - composed typically of accommodation waste, kitchen waste, paper, wood, redundant packaging and other non-hazardous waste

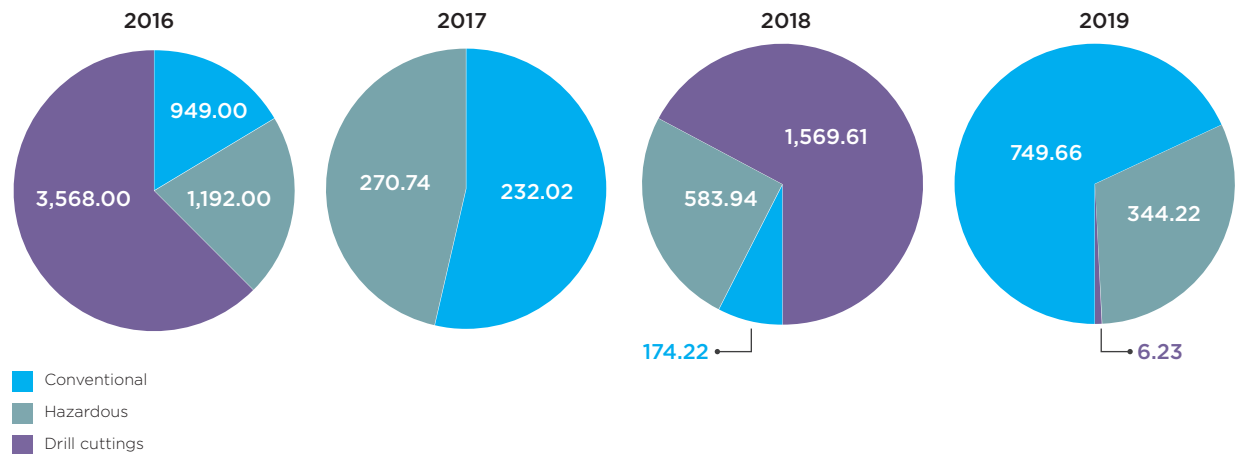
Hazardous waste - oil contaminated waste, sludges/liquids/tank washes, oily rags, paint, batteries, fluorescent tubes, used chemicals and electrical equipment

Drill cuttings - oil based drill cuttings that have been shipped to shore for further treatment. We do not discharge drill cuttings contaminated with oil based mud.

Waste produced and recovered (tonnes)



Conventional, hazardous & drill cutting waste (tonnes)



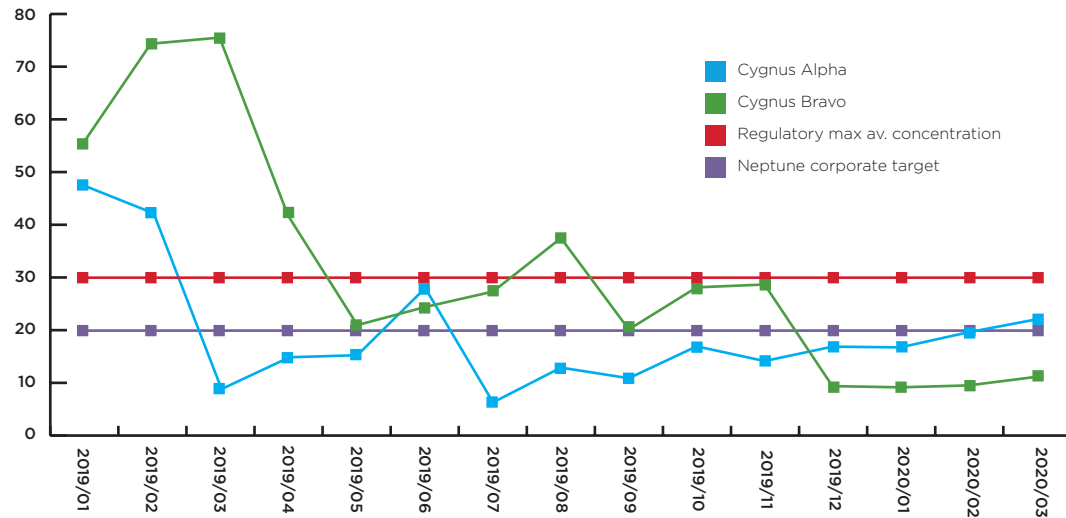
Environmental challenges

Oil in Water

OIW concentration levels throughout 2019 showed a gradual improvement across the year and is evidence of considerable progress made towards complete compliance with regulator limits and our own more ambitious internal targets.

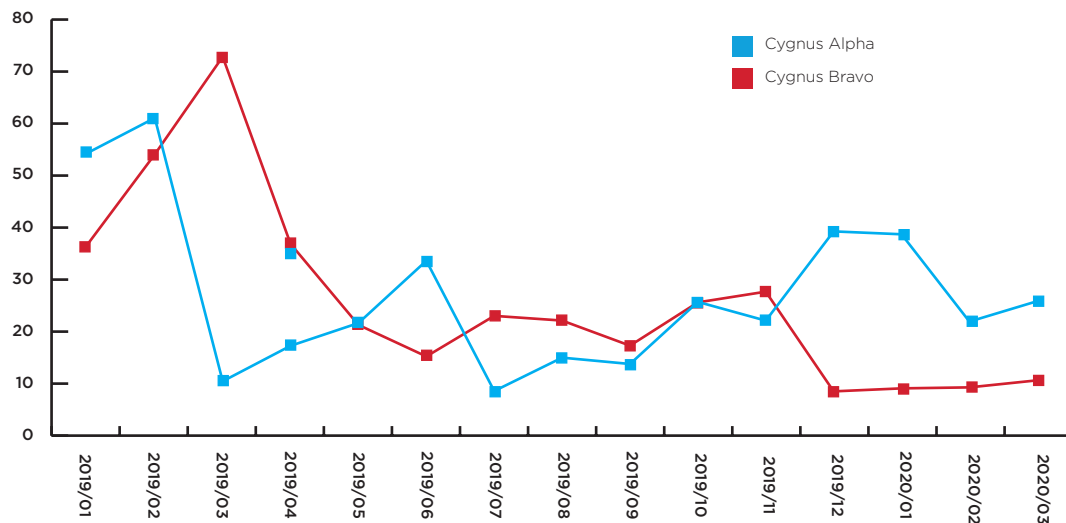
The graph to the right reveals the overall performance throughout the year with the majority of the year being under the required 30mg/l regulatory target.

Oil In water average monthly concentrations (mg/l)



Overall oil discharge levels (measured in mass [kg]) also remained extremely low due to the relatively small amounts of produced water discharge:

Amount of hydrocarbon discharged in produced water (kg)



Neptune E&P UK Limited

Appendices

- 21 Appendix A: Neptune E&P UK Limited HSE Policy
- 22 Appendix B: Environmental data
- 23 Appendix C: ISO 50001 / ISO 14001



Appendix A: Neptune E&P UK Limited HSE policy

Our goal is to conduct our business activities with no harm to people, no damage to the environment and no accidents, today and in the future.

Together, we will:

- **Take care of our people** (including contractors and stakeholders) in all work-related activities through risk identification, assessment and management.
- **Integrate HSE** into all decision processes plus the supervision and execution of work programs enabled by an effective Management System.
- Ensure that **safety takes precedence over production**, cost and schedule.
- **Achieve the highest level of HSE** performance by demonstrating professional conduct and compliance to all applicable laws and regulations.
- **Facilitate a Restorative Just Culture** that promotes trust, learning, and accountability.
- **Maintain continuous vigilance and intervene when unsafe situations occur.**
- **Prevent major accidents** by suitable and effective implementation of the Global Operating Integrity Management Standard (GOIMS).
- **Minimize our impact** on the environment through pollution prevention, decrease natural resource consumption and emissions, and the reduction and recycling of waste.
- **Communicate openly** with our stakeholders and ensure an understanding of our HSE Policy, standards and performance.
- **Continuously improve our HSE performance.** Incidents and near misses are recorded, investigated and analysed through our global incident management system. We act on any findings to reduce incident probability while sharing lessons learned.

We believe that incidents are preventable in all our activities and we require the relentless collaborative effort of professional and responsible individuals to drive this ambition.



Appendix B: Environmental performance indicators

Indicators	Unit	2019	2018	2017	2016	2015
Operated gas production						
Producing assets no.	No.	1	2	3	3	2
Production quantities	MWh	23,799,194.00	22,915,818.81	20,836,758.50	-	-
Energy consumption*						
Diesel	MWh	7,785.88	2,066.00	6,176.14	124,698.86	64,935.00
Natural gas	MWh	76,316.58	82,496.95	65,583.33	1,876.57	-
Offshore activities						
Drilling operations	No.	1	3	0	5	5
Workovers	No.	0	0	0	0	0
Well Decommissioning	No.	0	0	0	0	0
Environmental Incidents						
Chemical releases	No.	4	2	10	1	0
Hydrocarbon release	No.	0	3	3	6	2
Hydrocarbon release ≥ 2 tonnes	No.	0	0	0	0	0
Atmospheric emissions*						
Global warming potential	TCO2 EQ	31,589.03	41,316.74	25,925.40	41,108.45	36,458.20
Acidification Potential	TCO2 EQ	122.34	160.03	71.19	274.32	239.30
CO2	T	29,930.96	38,844.65	23,874.81	39,040.23	34,372.62
CH4	T	48.51	81.36	73.00	58.45	63.10
NOX	T	167.31	216.97	98.41	380.77	332.20
N2O	T	2.06	2.46	1.67	2.71	1.70
SO2	T	3.78	6.43	1.14	5.88	5.54
CO	T	52.28	82.29	47.06	107.64	122.03
VOC	T	13.05	37.83	8.05	17.53	73.04
Waste produced						
Conventional waste	T	146.40	270.74	949.00	374.00	1,653.00
Hazardous waste	T	128.14	232.02	1,192.00	2,876.00	1,345.00
Drill cuttings	T	6.23	-	3,568.00	2,005.00	3,518.00
Chemical use (discharge)						
Gold total	T	18.87	96.64 (23.86)	145.638 (145.638)	203.34 (5.99)	231.3 (24.1)
Gold SUB	T	0.021 (0)	9.82 (0.11)	32 (32)	133.56 (5.28)	102.2 (4.72)
E total	T	1,852.17 (142.67)	3,567.04 (218.28)	107.29 (14.124)	6,648.03 (14.13)	10,473.8 (595.8)
E SUB	T	0 (0)	0 (0)	0 (0)	0.42 (0)	3.8 (0)
D total	T	1.817 (0)	306.62 (0)	0.631 (0)	2,745 (0)	8.4 (0.005)
D SUB	T	1.817 (0)	10.07 (0)	0 (0)	19.24 (0)	7.6 (0)
C total	T	0 (0)	12.30 (0)	0 (0)	48.6 (0)	54.3 (0)
C SUB	T	0 (0)	26.89 (0)	0 (0)	48.55 (0)	47.35 (0)
B total	T	0 (0)	1.28 (0)	0 (0)	0.04 (0)	8 (0)
B SUB	T	0 (0)	0 (0)	0 (0)	0.04 (0)	8 (0)
A total	T	3.8 (0)	26.89 (0)	0 (0)	0 (0)	2 (0)
A SUB	T	3.8 (0)	0 (0)	0 (0)	0 (0)	2 (0)
Oil in produced water						
Oil discharged (OPPC Permit)	Grams	1,075.51	645.35	345.82	810.00	412.00
Produced fluid discharge	M3	13,374.63	11,189.80	242,254.29	87.29	45.30

*Note: Figures reported do not include contributions from logistics operations

Appendix C: Neptune E&P UK Limited ISO 50001 / ISO 14001

DNV·GL

MANAGEMENT SYSTEM CERTIFICATE

Certificate No: 10000309442-MSC-RvA-GBR Initial certification date: 12 November 2019 Valid: 12 November 2019 - 12 November 2022

This is to certify that the management system of

Neptune E&P UK Limited
16 North Esplanade West, Aberdeen, AB11 5RJ, United Kingdom
and the sites as mentioned in the appendix accompanying this certificate

has been found to conform to the Energy Management System standard:
ISO 50001:2018

This certificate is valid for the following scope:
The exploration and production of oil and gas

Place and date:
Barendrecht, 14 November 2019




For the issuing office:
DNV GL - Business Assurance
Zwolseweg 1, 2994 LB Barendrecht,
Netherlands



Eric Koek
Management Representative

Lack of fulfillment of conditions as set out in the Certification Agreement may render this Certificate invalid.
ACCREDITED UNIT: DNV GL Business Assurance B.V., Zwolseweg 1, 2994 LB, Barendrecht, Netherlands. TEL: +31(0)102922689. www.dnvgl.com/assurance

DNV·GL

MANAGEMENT SYSTEM CERTIFICATE

Certificate No: 20362-2008-AE-GBR-UKAS Initial certification date: 14 September 2009 Valid: 08 May 2018 - 08 May 2021

This is to certify that the management system of

Neptune E&P UK Ltd
16 North Esplanade West, Aberdeen, AB11 5RJ, United Kingdom

has been found to conform to the Environmental Management System standard:
ISO 14001:2015

This certificate is valid for the following scope:
The management of significant environmental aspects associated with exploration and production of oil and gas

Place and date:
London, 18 May 2018




For the issuing office:
DNV GL - Business Assurance
4th Floor, Vivo Building, 30 Stamford
Street, London, SE1 9LQ, United Kingdom



Doug Milne
Management Representative

Lack of fulfillment of conditions as set out in the Certification Agreement may render this Certificate invalid.
ACCREDITED UNIT: DNV GL Business Assurance UK Limited, 4th Floor, Vivo Building, 30 Stamford Street, London, SE1 9LQ, United Kingdom.
TEL: +44(0) 203 816 4000. www.dnvgl.co.uk



For further information or to provide comments about this report, please contact:

Aberdeen office

16 North Esplanade West, Aberdeen, AB11 5RJ, United Kingdom

Tel: +44 (0)1224 281000

www.neptuneenergy.com