



Date 19 March 2020

Tuberculosis (TB) in Cattle: Pre-movement and Post-movement Testing in Great Britain, 2006 to September 2019

This notice contains statistics on statutory pre- and post- movement TB testing that is carried out to reduce the risk of spreading TB through movements of infected cattle. Unlike the majority of TB tests, the pre- and post-movement tests reported on in this notice were arranged and paid for by herd owners.

Key points in this quarterly release July to September 2019:

- Pre-movement tests in England led to the identification of 123 reactors, including inconclusive reactors (IRs) that became reactors at retest, out of 121,005 tests completed.
- Pre-movement testing in Wales led to the identification of 34 reactors, including IRs that became reactors at retest, out of 30,049 tests completed.
- Post-movement testing in the Low Risk Area (LRA) of England led to identification of 17 reactors out of 14,291 tests completed.
- There were 313 post-movement tests in Scotland of animals that had arrived from annual and six-monthly testing areas in England and Wales. These tests identified no reactors.
- There were 3,796 post-movement tests in the low TB area of Wales. These tests identified no reactors.

The different TB movement testing regimes in England, Scotland and Wales reflect regional variations in disease incidence, including the Officially TB Free status of Scotland. For background see:

<https://www.gov.uk/government/publications/pre-movement-and-post-movement-tb-testing-of-cattle-in-great-britain>

Contents of this official statistics release:

[England Pre-movement TB Testing](#)

[Wales Pre-movement TB Testing](#)

[Scotland Post-movement TB Testing](#)

[Post-movement TB Testing in Low Risk Area of England](#)

[Post-movement TB Testing in Low TB Area of Wales](#)

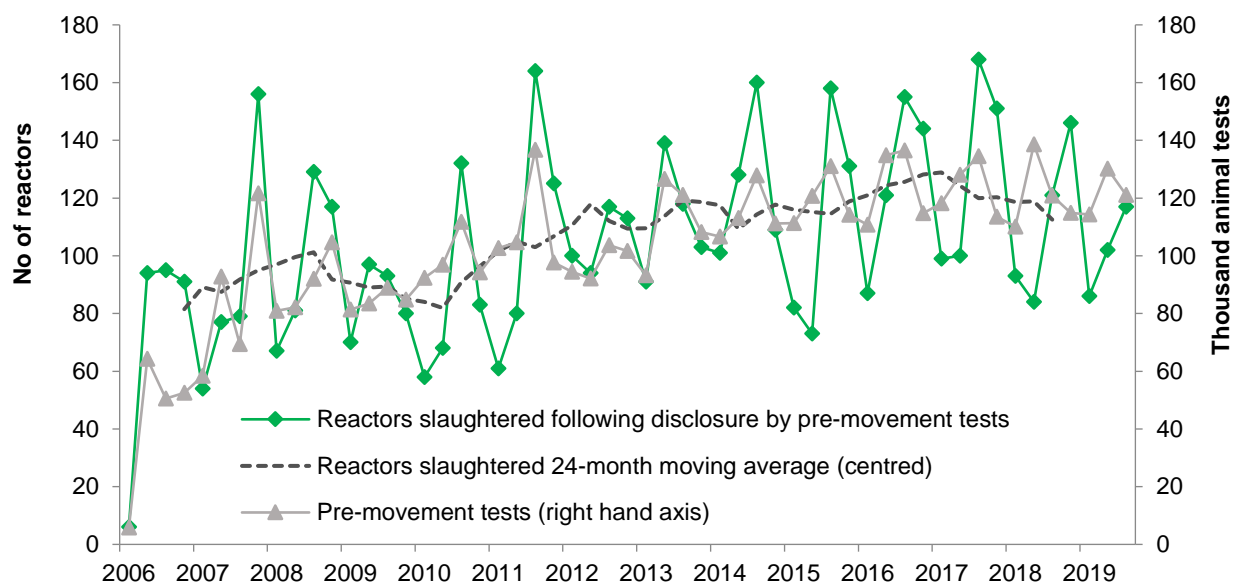
The movement of cattle with undetected TB infection is believed to be the most common way in which this disease spreads to new areas. In particular, movements of cattle from high bovine TB incidence areas of GB pose a substantial risk of introducing the infection to the lower incidence areas of England and Wales and to Scotland, which has been

officially free of TB since September 2009. Such movements account for more than half of all new TB herd breakdowns with lesion- or culture-positive animals identified in the LRA each year and about one third of such breakdowns in the Edge Area ¹.

England Pre-movement TB Testing

Compulsory pre-movement testing of cattle was introduced in England in March 2006, initially for animals over 15 months of age. The minimum qualifying age was lowered to 42 days the following year. Legislative changes implemented since 2012 have progressively led to the abolition of the majority of pre-movement testing exemptions that were permitted under the original TB legislation. Nowadays, all cattle aged 42 days and over moving out of annually (or more frequently) tested herds must have a skin test with negative results within 60 days before movement, with few exceptions such as cattle moving directly to slaughter, to an approved finishing unit (AFU) or to a slaughter market.

Figure 1 Reactors slaughtered by quarter in England following disclosure by pre-movement tests, since the rollout of the policy in March 2006



Note: reactors slaughtered timeline excludes inconclusive reactors that became reactors at retest.

Table 1 England pre-movement TB tests quarterly

	Oct-Dec 2018	Jan-Mar 2019	Apr-Jun 2019	Jul-Sep 2019
All movements	1,223,121	1,116,449	1,234,648	1,090,292
Pre-movement animal tests carried out	114,888	114,308	130,187	121,005
Reactors disclosed by pre-movement tests	146	86	102	117
Reactors disclosed by pre-movement tests including IRs that became reactors at retest	157	94	111	123
Herds in which reactors were found by pre-movement tests	63	48	54	59

¹ Source: Bovine tuberculosis in England in 2018: Epidemiological analysis of the 2018 data and historical trends. Figure 3.2.10 Summary of the weighted source of infection attributed for all incidents (both OTFW and OTFS) incidents that started in 2018, in the LRA. APHA, September 2019. https://assets.publishing.service.gov.uk/government/uploads/system/uploads/attachment_data/file/844813/england-tb-epi-report-2018a.pdf

Table 2 England pre-movement TB tests annually, 2015 to 2018

	2015	2016	2017	2018
All movements	4,547,593	4,635,166	4,738,884	4,704,690
Pre-movement animal tests carried out	477,236	496,698	494,268	484,415
Reactors disclosed by pre-movement tests	444	507	518	444
Reactors disclosed by pre-movement tests including IRs that became reactors at retest	484	554	565	489
Herds in which reactors were found by pre-movement tests	271	271	280	232

Annual numbers of pre-movement tests (PRMT) in England increased by 4% between 2015 and 2016, and have since fallen 3%. This followed the expansion of the areas under annual routine testing and the division of England on 1 January 2013 into a Low Risk Area (on background four-yearly herd testing) and High Risk and Edge Areas (where cattle herds were placed on annual or six-monthly surveillance testing).

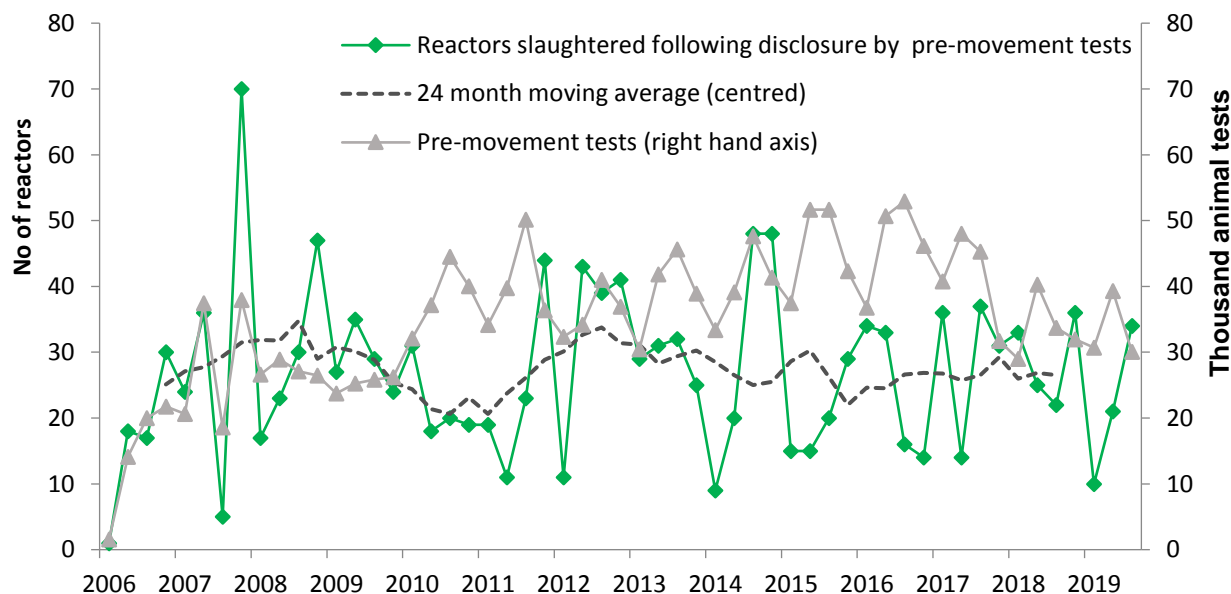
Since 2013 the number of herds in England that have had reactors disclosed by pre-movement testing has remained fairly constant as an annual total. Figure 1 shows the seasonal fluctuation in reactors slaughtered with peaks generally in the July to September quarter. This is most likely due the PRMT undertaken prior to the October moves and sales, when animals have been grazing outdoors during spring and summer.

The underlying statistical dataset from 2006 (Table A: England Pre-movement tests) is available to download at:

<https://www.gov.uk/government/statistics/latest-official-statistics-on-pre-movement-and-post-movement-testing-for-tuberculosis-tb-in-cattle-in-great-britain-quarterly>

Wales Pre-movement TB Testing

The policy was introduced Wales May 2006, with some changes to exemptions since 2010. All cattle aged 42 days and over moving out of an annually or more frequently tested herd must have tested negative to a TB test within 60 days before movement - unless the herd or type of movement is exempt. Figure 2 Reactors slaughtered by quarter in Wales following disclosure by pre-movement tests, since the rollout of the policy in March 2006



Note: reactors slaughtered timeline excludes inconclusive reactors that became reactors at retest.

Table 3 Wales pre-movement TB tests quarterly

	Oct-Dec 2018	Jan-Mar 2019	Apr-Jun 2019	Jul-Sep 2019
All movements	261,906	197,220	244,518	195,656
Pre-movement animal tests carried out	31,988	30,694	39,327	30,049
Reactors disclosed by pre-movement tests	36	10	21	34
Reactors disclosed by pre-movement tests including IRs that became reactors at retest	46	21	23	34
Herds in which reactors were found by pre-movement tests	15	7	16	14

Table 4 Wales pre-movement TB tests annually, 2015 to 2018

	2015	2016	2017	2018
All movements	828,754	872,081	894,532	917,358
Pre-movement animal tests carried out	183,111	186,538	165,786	134,984
Reactors disclosed by pre-movement tests	79	97	118	116
Reactors disclosed by pre-movement tests including IRs that became reactors at retest	103	117	134	136
Herds in which reactors were found by pre-movement tests	46	52	57	55

From 1 October 2017 farmers in the Low TB Area of Wales are not required to pre-movement test (PRMT) cattle (some exceptions apply). In the 12 months before the policy change farmers in the Low TB area paid for 50,304 PRMT, around 45,000 of these tests in Wales would now not be required. This represents 25% of all PRMT in Wales during the 12 month period before the policy change.

The underlying statistical dataset from 2006 (Table B: Wales Pre-movement tests) is available to download at: <https://www.gov.uk/government/statistics/latest-official-statistics-on-pre-movement-and-post-movement-testing-for-tuberculosis-tb-in-cattle-in-great-britain-quarterly>

Scotland Post-movement TB Testing

Introduced in 2005, all cattle 42 days old and over in a yearly testing area must be pre-movement tested before they enter any Scottish herd. Having entered a Scottish herd these animals must be post-movement tested within 60-120 days although exemptions apply such as if a routine herd test is scheduled.

The figures shown here relate solely to Scotland's post-movement testing rules. A small number of compliance tests are carried out in Scotland on animals with movements not compliant with England and Wales testing rules before they were moved to Scotland. These tests are not included in the data.

Table 5 Scotland post-movement tests quarterly

	Oct-Dec 2018	Jan-Mar 2019	Apr-Jun 2019	Jul-Sep 2019
Post-movement tests	362	416	408	313
Reactors disclosed by post-movement tests	0	0	0	0
Reactors disclosed by post-movement tests including IRs that became reactors at retest	0	0	0	0
Herds in which reactors were found by post-movement tests	0	0	0	0

Table 6 Scotland post-movement tests annually, 2015 to 2018

	2015	2016	2017	2018
Post-movement tests	2,292	1,414	1,218	1,223
Reactors disclosed by post-movement tests	2	0	0	1
Reactors disclosed by post-movement tests including IRs that became reactors at retest	2	0	0	1
Herds in which reactors were found by post-movement tests	2	0	0	1

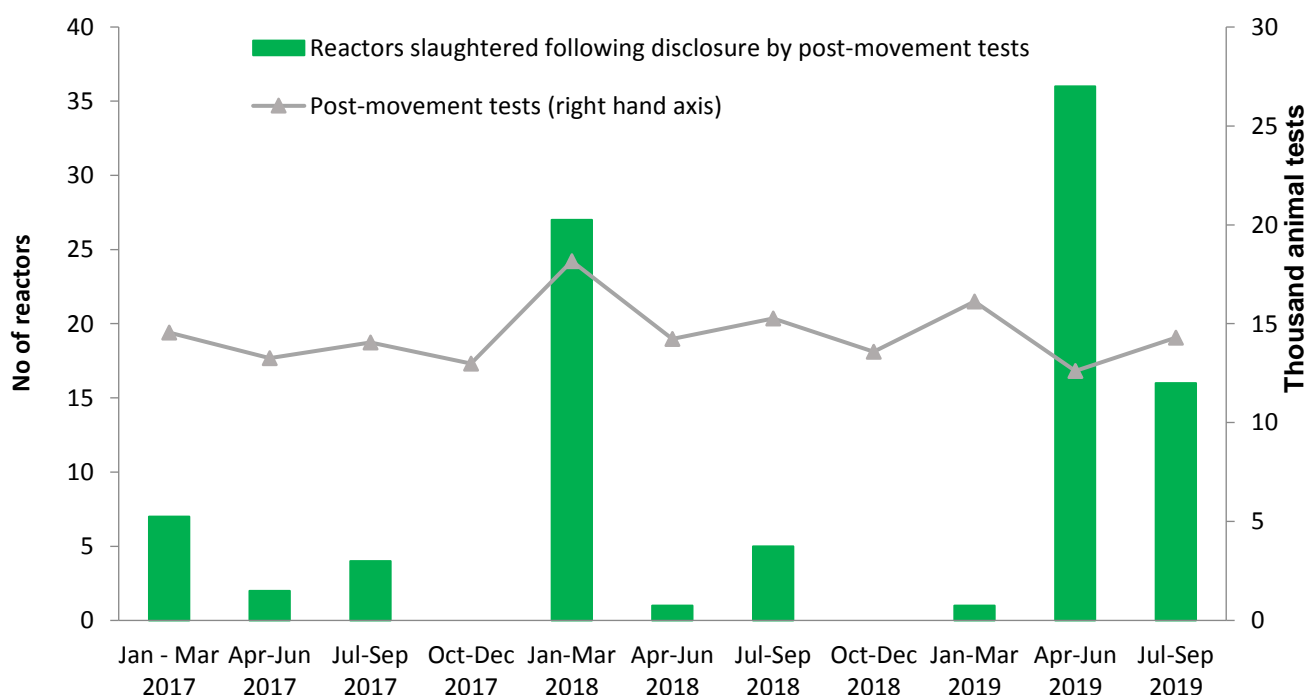
The number of reactors disclosed by these tests is consistently very low. The number of post-movement tests carried out each year in Scotland appears to have dropped substantially in recent years from 2,292 in 2015 to 1,223 in 2018. However in September 2015 there was a change to the way that tests on animals arriving from Northern Ireland were recorded so that they are now captured on a separate code. Data from earlier years is not directly comparable.

The underlying statistical dataset from 2006 (Table C: Scotland post-movement tests) is available to download at: <https://www.gov.uk/government/statistics/latest-official-statistics-on-pre-movement-and-post-movement-testing-for-tuberculosis-tb-in-cattle-in-great-britain-quarterly>

Post-movement TB Testing in the Low Risk Area of England

Introduced on 6 April 2016, post-movement testing is required between 60 and 120 days after animals arrive to the LRA from other parts of England or from Wales. Therefore, the movements may have been undertaken in the previous period e.g. reactors found in Q1 could correspond to testing of animals moved during Q4.

Figure 3 Reactors slaughtered by quarter in England following disclosure by post-movement tests, since the rollout of the policy in April 2016



Note: reactors slaughtered excludes inconclusive reactors that became reactors at retest.

Table 7 Post-movement testing in Low Risk Area of England, quarterly

	Oct-Dec 2018	Jan-Mar 2019	Apr-Jun 2019	Jul-Sep 2019
Cattle movements on to the LRA from Wales and higher risk areas of England	30,217	25,045	27,476	24,861
LRA post-movement animal tests	13,587	16,132	12,612	14,291
Reactors found by post-movement tests	0	1	36	16
Reactors disclosed by post-movement tests including IRs that became reactors at retest	0	1	40	17
Herds in which reactors were found by post-movement tests	0	1	2	2

Table 8 Post-movement testing in Low Risk Area of England, annually

	2016 (Apr-Dec)	2017	2018
Cattle movements on to the LRA from Wales and higher risk areas of England	77,212	117,875	115,431
LRA post-movement animal tests	10,020	54,861	61,254
Reactors found by post-movement tests	1	13	33
Reactors disclosed by post-movement tests including IRs that became reactors at retest	1	15	34
Herds in which reactors were found by post-movement tests	1	10	8

The latest quarter identified 17 reactors. 14 reactors related to movements of cattle to only one holding in the LRA.

The quarterly testing effort has remained relatively consistent since 2017, with the number of reactors disclosed ranging from 0 to 40. The underlying statistical dataset (Table D: England post-movement tests) is available to download at:

<https://www.gov.uk/government/statistics/latest-official-statistics-on-pre-movement-and-post-movement-testing-for-tuberculosis-tb-in-cattle-in-great-britain-quarterly>

Post-movement TB Testing in Low TB Area of Wales

From 1 October 2017 farmers in the Low TB Area of Wales need to Post-Movement Test cattle which move from a herd in an Intermediate or High TB area in Wales; or the Edge or High Risk Area of England. In common with the England LRA testing policy, a post movement test is not needed if the animal is tested as part of an annual surveillance test within the 60 to 120 day Post-Movement Test window.

Therefore the movements may have been undertaken in the previous period e.g. reactors found in Q1 could correspond to testing of animals moved during Q4 the previous year (or earlier if tested when non-compliance was found).

Table 9 Post-movement testing in Low TB Area of Wales, quarterly

	Oct-Dec 2018	Jan-Mar 2019	Apr-Jun 2019	Jul-Sep 2019
Cattle movements on to the Low TB Area from higher risk areas of England and Wales	3,894	3,065	5,609	3,376
Post-movement animal tests	2,218	2,509	2,043	3,796
Reactors found by post-movement tests	0	0	0	0
Reactors disclosed by post-movement tests including IRs that became reactors at retest	0	0	0	0
Herds in which reactors were found by post-movement tests	0	0	0	0

Table 10 Post-movement testing in Low TB Area of Wales, annually

	2017 (Oct-Dec)	2018
Cattle movements on to the Low TB Area from higher risk areas of England and Wales	5,078	14,335
Post-movement animal tests	63	8,751
Reactors found by post-movement tests	0	0
Reactors disclosed by post-movement tests including IRs that became reactors at retest	0	0
Herds in which reactors were found by post-movement tests	0	0

To date no reactors have been detected in herds in Low TB Area of Wales under the post movement testing policy. The underlying statistical dataset (Table E: Wales post-movement tests) is available to download at:

<https://www.gov.uk/government/statistics/latest-official-statistics-on-pre-movement-and-post-movement-testing-for-tuberculosis-tb-in-cattle-in-great-britain-quarterly>

Data source and future revisions

These statistics are obtained from the two sources:

- Animal and Plant Health Agency (APHA) work management IT support system (Sam), used for the administration of TB testing in GB,
- The Cattle Tracing System (CTS).

Data can be subject to review back to 2017.

Reactors disclosed by post-movement tests including IRs that became reactors at retest figures are subject to data cleansing.

Glossary of terms

AFU	Approved Finishing Units AFUs provide a route for rearing, fattening or finishing cattle from TB restricted and un-restricted farms. AFUs must be approved and licensed by APHA. There are two types: AFUs with grazing (only in certain areas of the High Risk Area of England only) and AFUs without grazing.
EFU	Pre-Movement Testing Exempt Finishing Units EFUs provide a route for beef producers to finish cattle without the need for a pre-movement test. EFUs must be approved and licensed by APHA. These units must meet strict conditions to reduce the potential risk of disease spread from the premises. There are two types: EFUs with grazing and EFUs without grazing. From 1 July 2017 no new units can be approved in Wales. From 1 January 2018 no EFUs exist in Wales.
LFU	A licensed finishing unit (LFU) is a type of TB unit approved by APHA in the LRA and Low TB Area of Wales. Cattle finished in LFUs will remain under movement restrictions at all times and can only be moved from those units directly to slaughter.
LRA	Low risk area of England.
POSTLRAOV	LRA Post-Movement TB Test
POSTMOVVOV	Wales Low TB Area Post-Movement Test

POSTMTS	Post-movement test (Scotland) This is a post-movement test, paid for by the keeper, to be carried out 60-120 days after arrival to Scotland from England or Wales (exceptions apply). The code was amended in September 2015 to exclude animals arriving from Northern Ireland.
PRMT	Pre-movement test (England, Wales) a pre-movement test carried out 60 days or less prior to movement of an animal(s) from an annually or more frequently tested herd.
PRMTS	A test paid for by the keeper to be carried out on cattle that have arrived into Scotland that should have had a pre-movement test before departure. Data is not included in these statistics.