

Testing and new cases (UK)



Testing

Includes tests carried out and posted out.
Some people are tested more than once.

139,659 tests as of 22 June

8,029,757 tests in total

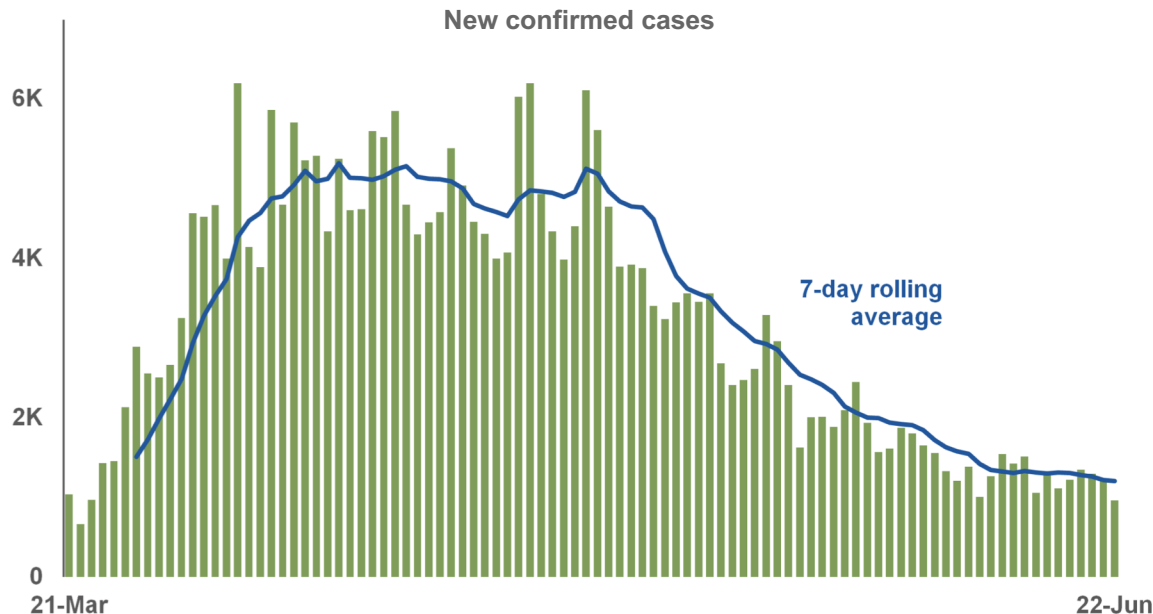


Confirmed cases

Only includes cases tested positive.
There are more cases than confirmed here.

958 cases confirmed
as of 22 June

305,289 cases confirmed
in total



Data from Hospitals



380

**Estimated admissions with COVID-19
(England, Wales and Northern Ireland)**

on 19 June
Down from 432 on 12 June

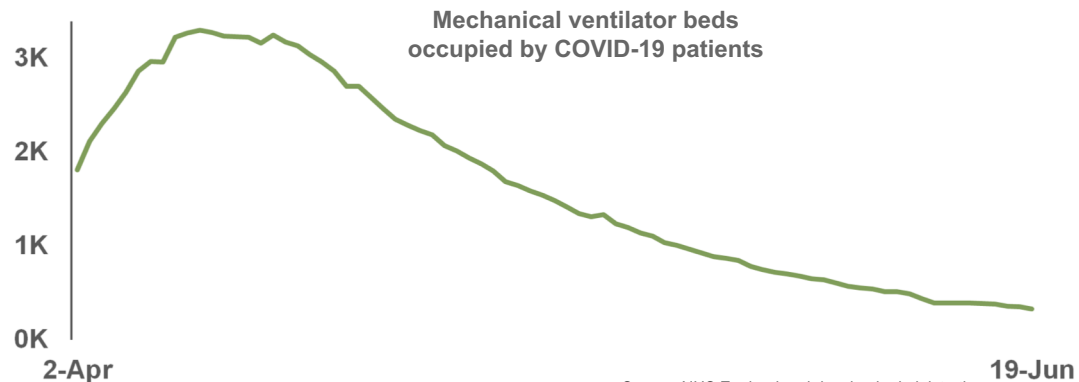
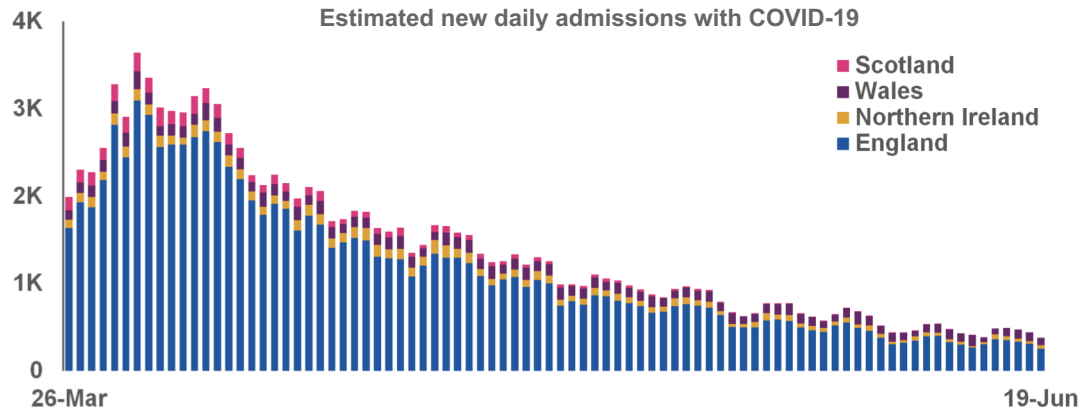


330

**Mechanical ventilator beds occupied
with COVID-19 patients (UK)**

on 19 June
Down from 395 on 12 June

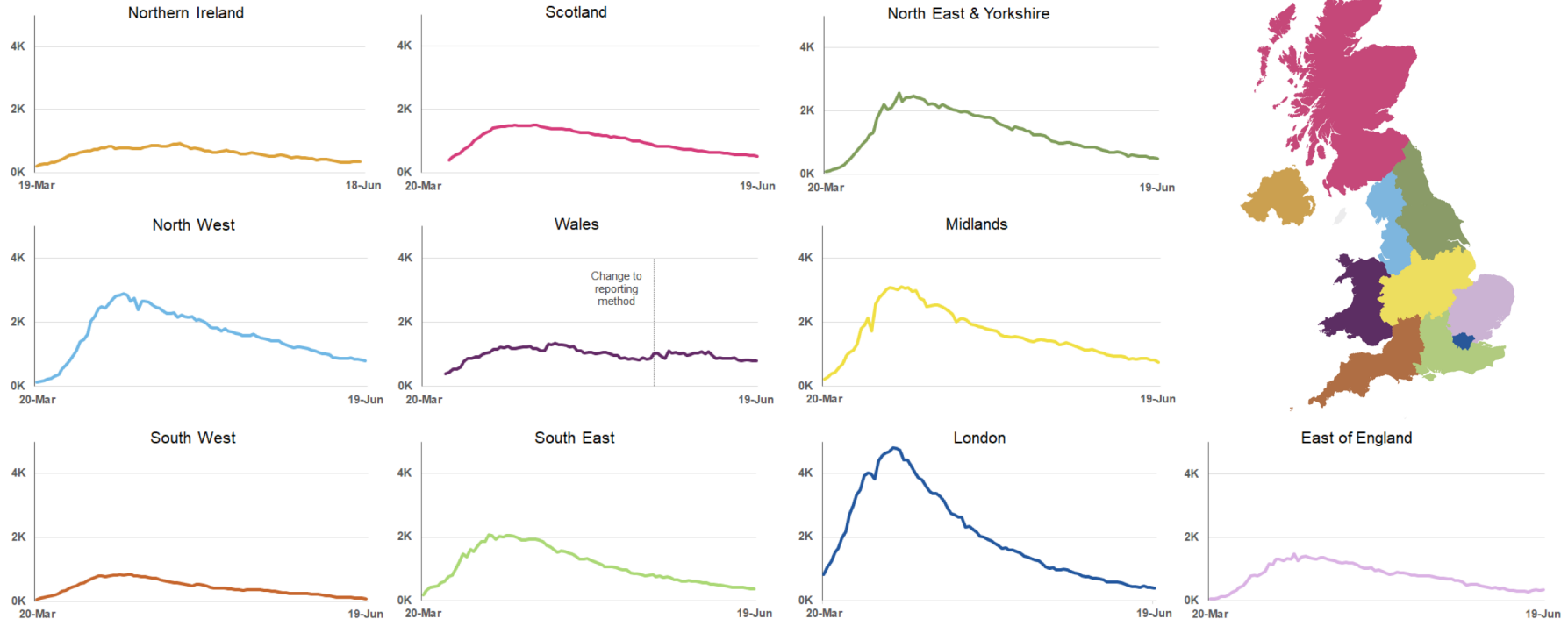
Definitions vary across the devolved administrations.
See statistical notes for more information.



STAY ALERT ▶ CONTROL THE VIRUS ▶ SAVE LIVES

People in Hospital with COVID-19 (UK)

4,869 people are in hospital with COVID-19, down from 5,512 this time last week.



Daily COVID-19 deaths confirmed with a positive test (UK)

The numbers presented here from the Department for Health and Social Care relate to deaths where COVID-19 was confirmed with a positive test.



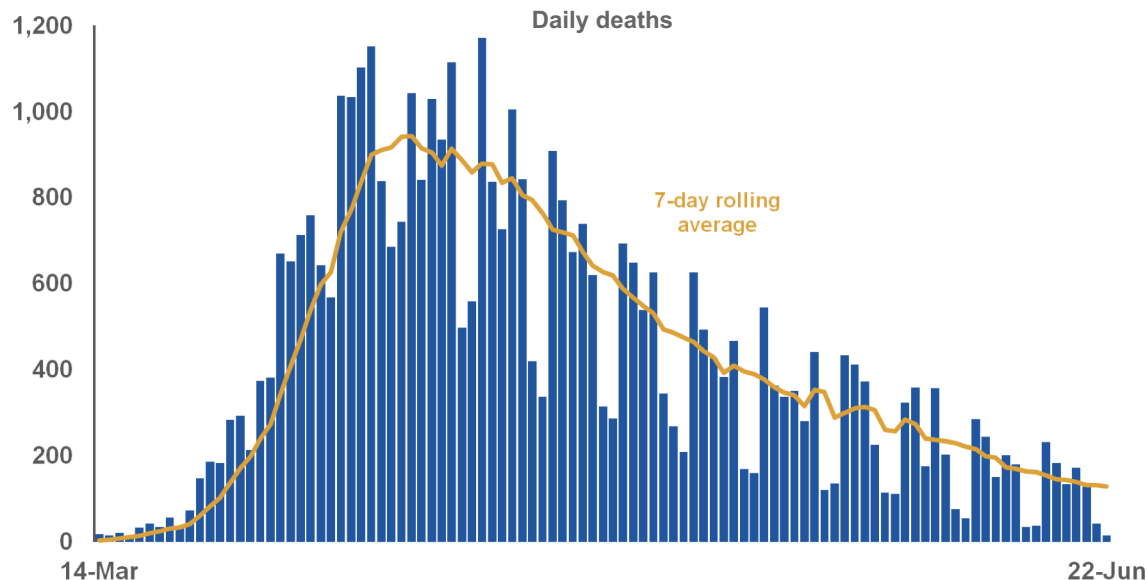
On 22 June DHSC reported

15

Daily COVID-19 deaths
confirmed with a positive test

42,647

Total COVID-19 deaths
confirmed with a positive test



Weekly registered deaths from the Office for National Statistics include cases where COVID-19 is mentioned on the death certificate but was not confirmed with a test. On 5 June, ONS reported 51,804 cumulative registered deaths from COVID-19. This was 11,543 more than the DHSC figure for the same date.

Annex: Statistical notes

Testing and new cases (UK)

Tests: The [number of tests](#) includes; (i) tests processed through our laboratories, and (ii) tests sent to individuals at home or to satellite testing locations. Tests processed through laboratories are counted at the time of processing in the laboratory and not when they are issued to people. Tests sent to individuals at home or to satellite testing locations are counted when tests are dispatched and not at the time of processing in the laboratory. Testing under Pillar 3 has been included from 1 June.

Cases: [Cases](#) are reported when lab tests are completed. This may be a few days after initial testing. Chart date corresponds to the date tests were reported as of the 24 hours before 9am that day. Only includes cases tested positive. There are more cases than confirmed here. There may be a small percentage of cases where the same person has had more than one positive test result for COVID-19.

For more information please see: <https://www.gov.uk/guidance/coronavirus-covid-19-information-for-the-public>

Data from hospitals

Estimated daily admissions with COVID-19 (UK): England data captures people admitted to hospital who already had a confirmed COVID-19 status at point of admission, and adds those who tested positive in the previous 24 hours whilst in hospital. Inpatients diagnosed with COVID-19 after admission are assumed to have been admitted on the day prior to their diagnosis. England data were revised on 8 June to reflect a methodology change in calculating estimated admissions and has resulted in historical revisions of the full time series. Northern Ireland data includes suspected and confirmed COVID-19 admissions by admission date. Wales data includes confirmed and suspected cases, and is the number of admissions to the hospital in the previous 24 hour period up to 9am. The status of COVID/non-COVID is as at the time of reporting not at time of admission. Data for Scotland provides the profile of admissions into hospital for patients who tested positive for COVID-19 in the 14 days prior to admission to hospital, on the day of their admission or during their stay in hospital. The data are published weekly by Public Health Scotland:

<https://beta.isdscotland.org/find-publications-and-data/population-health/covid-19/covid-19-statistical-report/>

Ventilator beds with COVID-19 patients (UK): Reporting on bed capacity has shifted from ventilator bed capacity to the number of ventilator beds occupied with COVID-19 patients. The data shows the overall number of Mechanical Ventilation beds that are occupied by COVID patients, by nation. This measure includes both Nightingale hospitals and Dragon's Heart/Ysbyty Calon y Ddraig field hospital. The trends in these graphs are impacted by both reserved and devolved policies. For Wales mechanical ventilator beds cover invasive ventilated beds in a critical care setting, plus those outside of a critical care environment. Scottish figures include people in ICU with confirmed or suspected COVID-19, and may include a small number of patients who are not on mechanical ventilation. England figures include the number of COVID patients in beds which are capable of delivering mechanical ventilation. Northern Ireland figures include the number of COVID patients in beds which are capable of delivering mechanical ventilation.

Annex: Statistical notes

People in hospital with COVID-19 (UK)

Community hospitals are included in figures for Wales from 23 April onwards. England and Scottish data includes confirmed cases, Northern Ireland and Welsh data includes confirmed and suspected cases. Due to the way Northern Ireland report, the UK figure is calculated by taking the most recent day for Great Britain plus the previous day for Northern Ireland. National data may not be directly comparable as data about COVID-19 patients in hospitals is collected differently across nations. From 22 May, a change in reporting resulted in some patients in Wales being reclassified as COVID patients. Prior to this date, some COVID positive patients who had been in hospital for 14 days and recovered were reported as non COVID patients. Northern Ireland data were revised on 30 May to reflect a methodology change for calculating the number of COVID inpatients.

Daily COVID-19 deaths confirmed with a positive test (UK)

Figures on [deaths](#) relate to those who have tested positive for COVID-19. The 7-day rolling average (mean) of daily deaths is plotted on the last day of each seven day period. UK deaths are reported when paperwork is filed, rather than time of death. Deaths are reported in the 24 hours up to 5pm on the previous day. On 1 June the deaths data have been revised to include an additional 445 deaths in England from the period 26 April – 31 May. The published daily series has been revised to show when these deaths were reported. For more information please see: <https://www.gov.uk/guidance/coronavirus-covid-19-information-for-the-public>

Further information and data

UK - [COVID-19 in the UK](#)

Welsh Government - [NHS activity and capacity during the COVID-19 pandemic](#)

Scottish Government - [COVID-19 daily data for Scotland](#)

Northern Ireland - [COVID-19 statistics](#)