



Ministry  
of Defence



DE&S Secretariat (Land Equipment)

DESSEC-PolSecLE-JSC-WPNS@mod.uk



Defence Equipment & Support  
Maple 0a # 2043  
MOD Abbey Wood  
Bristol BS34 8JH



Via:

29 April 2020 Our Ref: FOI2020/04815

Dear [REDACTED],

Thank you for your email of 22<sup>nd</sup> April 2020 requesting the following information:

*Thank you for your response to my request for information, however now that I have some of the information it is clear I require an earlier revision as indicated below for some of the documents since the tents I own are of the earlier Canvas type and not the newer PVC variants documented.*

|            |  |                        |
|------------|--|------------------------|
| 8340 C 101 | 741 - Complete Equipment Schedule (Simple) | - Rev 2 dated Dec 2013 |
| 8340 C 102 | 741 - Complete Equipment Schedule (Simple) | - Rev 2 dated Dec 2013 |
| 8340 C 113 | 741 - Complete Equipment Schedule (Simple) | - Rev 2 dated Dec 2013 |
| 8340 C 116 | 741 - Complete Equipment Schedule (Simple) | - Rev 2 dated Dec 2013 |

I am treating your correspondence as a request for information under the Freedom of Information Act 2000 (FOIA).

A search for the information has now been completed within the Ministry of Defence (MOD), and I can confirm that some information in scope of your request is held and is attached to the email.

The information you have requested has been found, but some of the information falls entirely within the scope of the absolute exemption provided for at section 40 (Personal Data) of the FOIA and has been redacted.

Section 40(2) has been applied to some of the information in order to protect personal information as governed by the Data Protection Act 1998. Section 40 is an absolute exemption and there is therefore no requirement to consider the public interest in making a decision to withhold the information.

Under Section 16 of the Act (Advice and Assistance) you may find it helpful to note that the MOD could not locate the 2<sup>nd</sup> edition of 8340-C-116-741, consequently I have included the 1<sup>st</sup> edition of that publication.

If you have any queries regarding the content of this letter, please contact this office in the first instance.

If you wish to complain about the handling of your request, or the content of this response, you can request an independent internal review by contacting the Information Rights Compliance team, Ground Floor, MOD Main Building, Whitehall, SW1A 2HB (e-mail [CIO-FOI-IR@mod.gov.uk](mailto:CIO-FOI-IR@mod.gov.uk)). Please note that any request for an internal review should be made within 40 working days of the date of this response.

If you remain dissatisfied following an internal review, you may raise your complaint directly to the Information Commissioner under the provisions of Section 50 of the Freedom of Information Act. Please

note that the Information Commissioner will not normally investigate your case until the MOD internal review process has been completed. The Information Commissioner can be contacted at: Information Commissioner's Office, Wycliffe House, Water Lane, Wilmslow, Cheshire, SK9 5AF. Further details of the role and powers of the Information Commissioner can be found on the Commissioner's website at <https://ico.org.uk/>.

Yours sincerely,

DES SEC Pol Sec Land Equipment



**CONDITIONS OF RELEASE**

- 1 This information is released by the UK Government for Defence purposes only.
- 2 This information must be afforded the same degree of protection as that afforded to information of an equivalent security marking originated by the recipient Government or as required by the recipient Government's National Security regulations.
- 3 This information may be disclosed only within the Defence Department of the recipient Government, except as otherwise authorised by the Ministry of Defence (Army).
- 4 This information may be subject to privately owned rights.

**SHELTER, PASSAGEWAY  
3.6 M x 1.8 M (12 ft x 6 ft)**

**J11/8340-99-130-2183**

**COMPLETE EQUIPMENT SCHEDULES, SERVICE  
EDITION (SIMPLE EQUIPMENT)**

~~THIS DOCUMENT IS THE PROPERTY OF HER BRITANNIC MAJESTY'S GOVERNMENT, and is issued for the information of such persons only as need to know its contents in the course of their official duties. Any person finding this document should hand it to a British forces unit or to a police station for its safe return to the MINISTRY OF DEFENCE, D-Def Sy, MAIN BUILDING, WHITEHALL, LONDON SW1A 2HB, with particulars of how and where found. THE UNAUTHORISED RETENTION OR DESTRUCTION OF THIS DOCUMENT MAY BE AN OFFENCE UNDER THE OFFICIAL SECRETS ACTS OF 1911-1989. (When released to persons outside Government service, this document is issued on a personal basis and the recipient to whom it may be entrusted in confidence, within the provisions of the Official Secrets Acts 1911-1989, is personally responsible for its safe custody and for seeing that its contents are disclosed only to authorized persons).~~

Sponsored for use

in the

**UNITED KINGDOM MINISTRY OF DEFENCE AND ARMED FORCES**

by the

**DEFENCE EQUIPMENT AND SUPPORT ORGANISATION**



AMENDMENT RECORD

| Amdt No | Incorporated By (Signature) | Date     |
|---------|-----------------------------|----------|
| 1       | Zoe Ford                    | 16/06/16 |
| 2       |                             |          |
| 3       |                             |          |
| 4       |                             |          |
| 5       |                             |          |
| 6       |                             |          |
| 7       |                             |          |
| 8       |                             |          |
| 9       |                             |          |
| 10      |                             |          |
| 11      |                             |          |
| 12      |                             |          |
| 13      |                             |          |
| 14      |                             |          |
| 15      |                             |          |
| 16      |                             |          |
| 17      |                             |          |
| 18      |                             |          |
| 19      |                             |          |
| 20      |                             |          |
| 21      |                             |          |
| 22      |                             |          |
| 23      |                             |          |
| 24      |                             |          |
| 25      |                             |          |
| 26      |                             |          |
| 27      |                             |          |
| 28      |                             |          |
| 29      |                             |          |
| 30      |                             |          |
| 31      |                             |          |

| Amdt No | Incorporated By (Signature) | Date |
|---------|-----------------------------|------|
| 32      |                             |      |
| 33      |                             |      |
| 34      |                             |      |
| 35      |                             |      |
| 36      |                             |      |
| 37      |                             |      |
| 38      |                             |      |
| 39      |                             |      |
| 40      |                             |      |
| 41      |                             |      |
| 42      |                             |      |
| 43      |                             |      |
| 44      |                             |      |
| 45      |                             |      |
| 46      |                             |      |
| 47      |                             |      |
| 48      |                             |      |
| 49      |                             |      |
| 50      |                             |      |
| 51      |                             |      |
| 52      |                             |      |
| 53      |                             |      |
| 54      |                             |      |
| 55      |                             |      |
| 56      |                             |      |
| 57      |                             |      |
| 58      |                             |      |
| 59      |                             |      |
| 60      |                             |      |
| 61      |                             |      |
| 62      |                             |      |



**CONTENTS**

|   | Page       |
|---|------------|
| <b>PRELIMINARY MATERIAL</b>               |            |
| Front cover (title page) .....            | (i)/(ii)   |
| Amendment record sheet .....              | (iii)/(iv) |
| Contents (this list) .....                | (v)        |
| PREFACE .....                             | (vi)       |
| Introduction .....                        | (vi)       |
| Related and associated publications ..... | (vii)      |
| Related publications .....                | (vii)      |
| Associated publications .....             | (viii)     |
| Abbreviations .....                       | (ix)       |
| General Information .....                 | (x)-(xi)   |
| Warnings .....                            | (xii)      |
| Comment on AESP .....                     | Final leaf |

**ILLUSTRATED PARTS CATALOGUE (IPC)**

Chapter

|     |                                     |
|-----|-------------------------------------|
| 1-0 | IPC                                 |
| 2-0 | General Information                 |
| 2-1 | Main items                          |
| 3-1 | Index of NATO Stock Numbers         |
| 3-2 | Index of Manufacturers Part Numbers |

**PREFACE**

Sponsor: DE&S OIP  
Publication Agency: DE&S JSC SCM EngTLS-TD-Pol

**INTRODUCTION**

1 Service users should forward any comments on this publication through the channels prescribed in AESP 0100-P-011-013. An AESP Form 10 is provided at the end of the preliminary pages; it should be photocopied and used for forwarding comments on this AESP.

2 AESPs are issued under Defence Council authority and where AESPs specify action to be taken, the AESP will of itself be sufficient authority for such action and also for the demanding of the necessary stores, subject to the provisions of Para 3 below.

3 The subject matter of this publication may be affected by Defence Instruction Notices (DINs), Standing Operating Procedures (SOPs) or by local regulations. When any such Instruction, Order or Regulation contradicts any portion of this publication it is to be taken as the overriding authority.

4 The subject matter of this publication details information specific to Shelter, Passageway 3.6 M x 1.8 M (12 ft x 6 ft).

5 This Complete Equipment Schedule (CES) is designed as an aid to the identification of components, parts or assemblies of parts of the equipment and to provide information necessary for demanding spares.

6 This CES may list some or all of the parts comprising the equipment concerned, but only those parts assigned a NATO Stock Number, Service Catalogue or Reference Number will normally be available as spares. Should there be a requirement for an item not assigned a number, demands may be submitted quoting the AESP, Item Number, Figure Reference and Item Name. Where a manufacturer's reference is known, this should also be quoted.

**Instructions for use by units**

7 Detailed instructions for use by Units are given in Material Regulations for the Army Vol 1, para 1.



**RELATED AND ASSOCIATED PUBLICATIONS**

**Related publications**

8 The octad for the subject equipment consists of all the categories shown in Table 1. All references are prefixed with the first eight digits of this publication. The availability of the publications can be checked by reference to the relevant Group Index in AESP 0100-A-001-013.

**TABLE 1 RELATED PUBLICATIONS**

| Category/Sub-Category |   | Information Level   |                          |                           |                          |   |
|-----------------------|---|---|--------------------------|---------------------------|--------------------------|---|
|                       |   | 1<br>User/Operator  | 2<br>Unit<br>Maintenance | 3<br>Field<br>Maintenance | 4<br>Base<br>Maintenance |   |
| 1                     | 0 | Purpose and Planning Information  | 101                      | *                         | *                        | * |
|                       | 1 | Equipment Support Policy Directives   | *                        | *                         | *                        | * |
| 2                     | 0 | Operating Information   | 201                      | *                         | *                        | * |
|                       | 1 | Aide Memoire  | *                        | *                         | *                        | * |
|                       | 2 | Training Aids   | *                        | *                         | *                        | * |
| 3                     |   | Technical Description   | *                        | *                         | *                        | * |
| 4                     | 1 | Installation Instructions   | *                        | *                         | *                        | * |
|                       | 2 | Preparation for Special Environments  | *                        | *                         | *                        | * |
| 5                     | 1 | Failure Diagnosis   | *                        | *                         | *                        | * |
|                       | 2 | Repair Instructions   |                          | *                         | *                        | * |
|                       | 3 | Inspection Standards  | *                        | *                         | *                        | * |
|                       | 4 | Calibration Procedures  | *                        | *                         | *                        | * |
| 6                     |   | Maintenance Schedules   | *                        | *                         | *                        | * |
| 7                     | 1 | Illustrated Parts Catalogues  | 711                      | *                         | *                        | * |
|                       | 2 | Commercial Parts Lists  | *                        | *                         | *                        | * |
|                       | 3 | Complete Equipment Schedule, Production   |                          | *                         | *                        | * |
|                       | 4 | Complete Equipment Schedule, Service Edition (Simple Equipment)                 | 741                      | *                         | *                        | * |
|                       | 5 | Complete Equipment Schedule, Service Edition (Complex Equipment)                | *                        | *                         | *                        | * |
| 8                     | 1 | Modification Instructions   | *                        | *                         | *                        | * |
|                       | 2 | General Instructions, Special Technical Instructions and Servicing Instructions | *                        | *                         | *                        | * |
|                       | 3 | Service Engineered Modification Instructions (RAF only)                         | *                        | *                         | *                        | * |

\* Category/Sub-category not published.

**Associated publications**

9 The following publications are associated with this AESP octad.

| <u>Reference</u> | <u>Title</u> |
|------------------|--------------|
|------------------|--------------|

|      |  |
|------|--|
| NONE |  |
|------|--|

**ABBREVIATIONS**

10 The following abbreviations are used in this AESP.

| <u>Abbreviation</u> | <u>Nomenclature</u>                |
|---------------------|------------------------------------|
| AESP                | Army Equipment Support Publication |
| DIN                 | Defence Instruction Notices        |
| IPC                 | Illustrated Parts Catalogue        |
| NI                  | Not Illustrated                    |
| NIV                 | Not In Vocabulary                  |
| SOP                 | Standard Operating Procedures      |

**GENERAL INFORMATION****Instructions for use by Units**

11 Detailed instructions for use by Units are given in JSP336.

**Initial issues**

12 Initial issues as detailed below:

12.1 One copy of the IPC will be attached to the Unit's copy of the issue voucher and one further copy to accompany every equipment.

12.2 Deficiencies (if any) will be enfaced on the covering issue voucher by reference to the Serial Number of the items listed in the simple IPC.

12.3 'To follow' vouchers will not be created.

12.4 All items listed in the CES can be issued separately. If any listed herein becomes unserviceable it should be extracted and exchanged and the equipment retained pending receipt. Transfers between equipment holders should normally be complete to CES.

**In lieu items**

13 Authorised 'In lieu' items held against this IPC will not be replaced until such time as they are no longer serviceable. When replacement becomes necessary the correct item, as listed in the IPC, will be demanded.

**General Notes**

14 Certain items may be annotated as follows:

14.1 (C) – This code indicates the Accounting Classification of the item. C (Consumable) items are formally receipted and issued for consumption.

14.2 (X) – ESSENTIAL ITEMS without which the RLC will not issue the equipment.

14.3 (P) – This code indicates the Accounting Classification of the item. P (Permanent) are subject to formal condemnation action (AFG1043).

14.4 (NI) – (Not illustrated) when appearing with a number in the 'Fig Item' column indicates that the item is not illustrated.

14.5 (NIV) – (Not in Vocabulary) indicates that the item is not available within the Stores System.

**Amendment**

15 Amendments to the catalogue will be published as and when necessary. The amendments will be numbered consecutively, and the Amendment record sheet is to be completed for each amendment list embodied. New or amended material will be highlighted by side lining to show the extent of the amendment.

### Indentations

16 Items are listed in a logical assembly/disassembly order and are indented by the 'Dot System' in which each 'dot' depicts the relationship of the item to the main assembly.

#### MAIN ASSEMBLY

Attaching parts for main assembly.

- . FIRST LEVEL OF BREAKDOWN (Sub-assembly or part of main assembly)
- . Attaching parts for first level.
  
- . . SECOND LEVEL OF BREAKDOWN (Sub-sub-assembly or detail part of Sub-assembly)
- . . Attaching parts for second level.

### Description

17 The item Description and Annotation Block is also to convey additional information to the IPC user, which will appear in brackets i.e. related location detail, e.g. another AESP or Chapter/Item within this AESP.

## **WARNINGS AND CAUTIONS**

### **HAZARDOUS SUBSTANCES**

18 Before using any hazardous substances or material, the user must be conversant with the safety precautions and first aid instructions:

- 18.1 On the label of the container it was supplied in.
- 18.2 On the material Safety Data Sheet.
- 18.3 In local Safety Orders and Regulations.

### **WARNING**

**PERSONNEL INJURY/HEAVY WEIGHT. MINIMUM PERSONNEL NUMBERS REQUIRED TO LIFT OR MOVE EACH SHELTER SHOULD BE OBSERVED.**

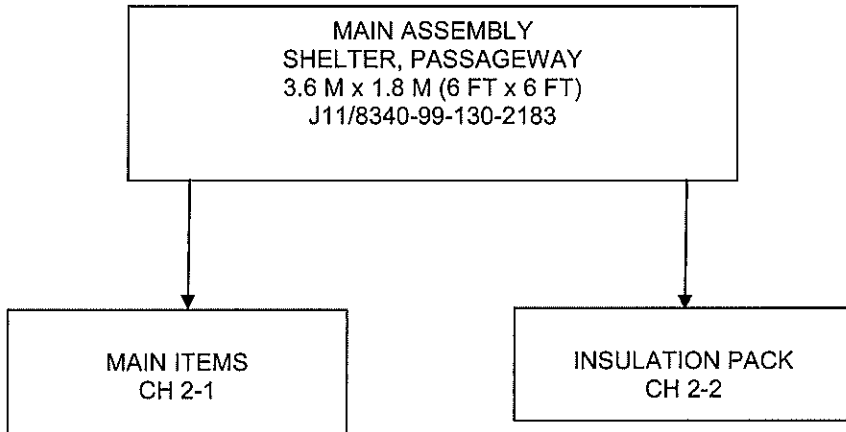
**CHAPTER 1-0**

**COMPLETE EQUIPMENT SCHEDULE (CES)**

**CONTENTS**

**Page**

|   |                          |
|---|--------------------------|
| 1 | Title page               |
| 2 | Family Tree              |
| 3 | Index of Main Assemblies |





IPC

| Fig. No<br>Item No | DMC<br>NSCM | Army<br>NSN<br>Part Number | Item Description and<br>Annotations                 | No Off<br>D of Q | Quantity<br>of Issue |
|--------------------|-------------|----------------------------|---|------------------|----------------------|
| 0                  | J11         | 8340-99-225-8188           | SHELTER, PASSAGEWAY 3.6 M x 1.8<br>M (12 FT x 6 FT) | 1                |                      |
| 1                  |             |                            | MAIN ITEMS (CHAPTER 2-1)                            |                  |                      |
| 2                  |             |                            | INSULATION PACK (CHAPTER 2-2)                       |                  |                      |

**CHAPTER 2-0**

**COMPLETE EQUIPMENT SCHEDULE (CES)**

**CONTENTS**

Para

- 2-1 Main items
- 2-2 Insulation Pack

**CHAPTER 2-1**

**COMPLETE EQUIPMENT SCHEDULE (CES)**

**MAIN ITEMS**



Fig 1-1 Shelter, passageway 3.6 m x 1.8 m (12 ft x 6 ft)

| Fig. No<br>Item No | DMC<br>NSC<br>M | Army<br>NSN<br>Part Number | Item Description and<br>Annotations | No<br>Off<br>D of<br>Q | Quantity<br>on Issue |
|--------------------|-----------------|----------------------------|-------------------------------------|------------------------|----------------------|
| 0                  | J11             | 8340-99-130-2183           | 12" PASSAGEWAY CES                  | REF                    |                      |
| 1                  | J11             | 8340-99-230-0107           | ROOF AND WALLS                      | 1<br>EA                |                      |
| 2                  | J11             | 8340-99-490-4093           | OVERSTRAP                           | 1<br>EA                |                      |
| 3                  | J11             | 8340-99-968-3474           | GROUNDSHEET                         | 1<br>EA                |                      |
| 4                  | J11             | 8340-99-132-0006           | UNIVERSAL MEMBER 6 FT               | 1<br>EA                |                      |
| 5                  | J11             | 8340-99-132-0007           | UNIVERSAL MEMBER 3 FT               | 1<br>EA                |                      |
| 6                  | J11             | 8340-99-132-0008           | RIDGE AND EAVES BRACKET             | 9<br>EA                |                      |
| 7                  | J11             | 8340-99-132-0010           | BASE BRACKET                        | 4<br>EA                |                      |
| 8                  | J11             | 8340-99-120-7745           | CONTAINER, TENT PIN                 | 6<br>EA                |                      |



Fig 1-2 Shelter, passageway 3.6 m x 1.8 m (12 ft x 6 ft)

| Fig. No<br>Item No | Army        |                    | Item Description and Annotations | No Off<br>D of<br>Q | Quantity<br>on Issue |
|--------------------|-------------|--------------------|----------------------------------|---------------------|----------------------|
|                    | DMC<br>NSCM | NSN<br>Part Number |                                  |                     |                      |
| 9                  | J11         | 8340-99-943-1158   | BAG, TENTFRAME POLES             | 1<br>EA             |                      |
| 10                 | J11         | 8340-99-499-9176   | BAG, TENT FRAME BRACKETS         | 1<br>EA             |                      |
| 11                 | J11         | 8340-99-137-3895   | PIN, TENT 400 MM STEEL           | 6<br>EA             |                      |
| 12                 | F1          | 5120-99-132-0028   | PIN, TENT 300 MM STEEL           | 6<br>EA             |                      |
| 13                 | J11         | 8340-99-943-9052   | PIN, TENT 18 IN. STEEL           | 2<br>EA             |                      |
| 14                 | J11         | 8340-99-423-3355   | STRAP, BASE RESTRAINT            | 3<br>EA             |                      |

**CHAPTER 2-2**

**ILLUSTRATED PARTS CATALOGUE**

INSULATION PACK



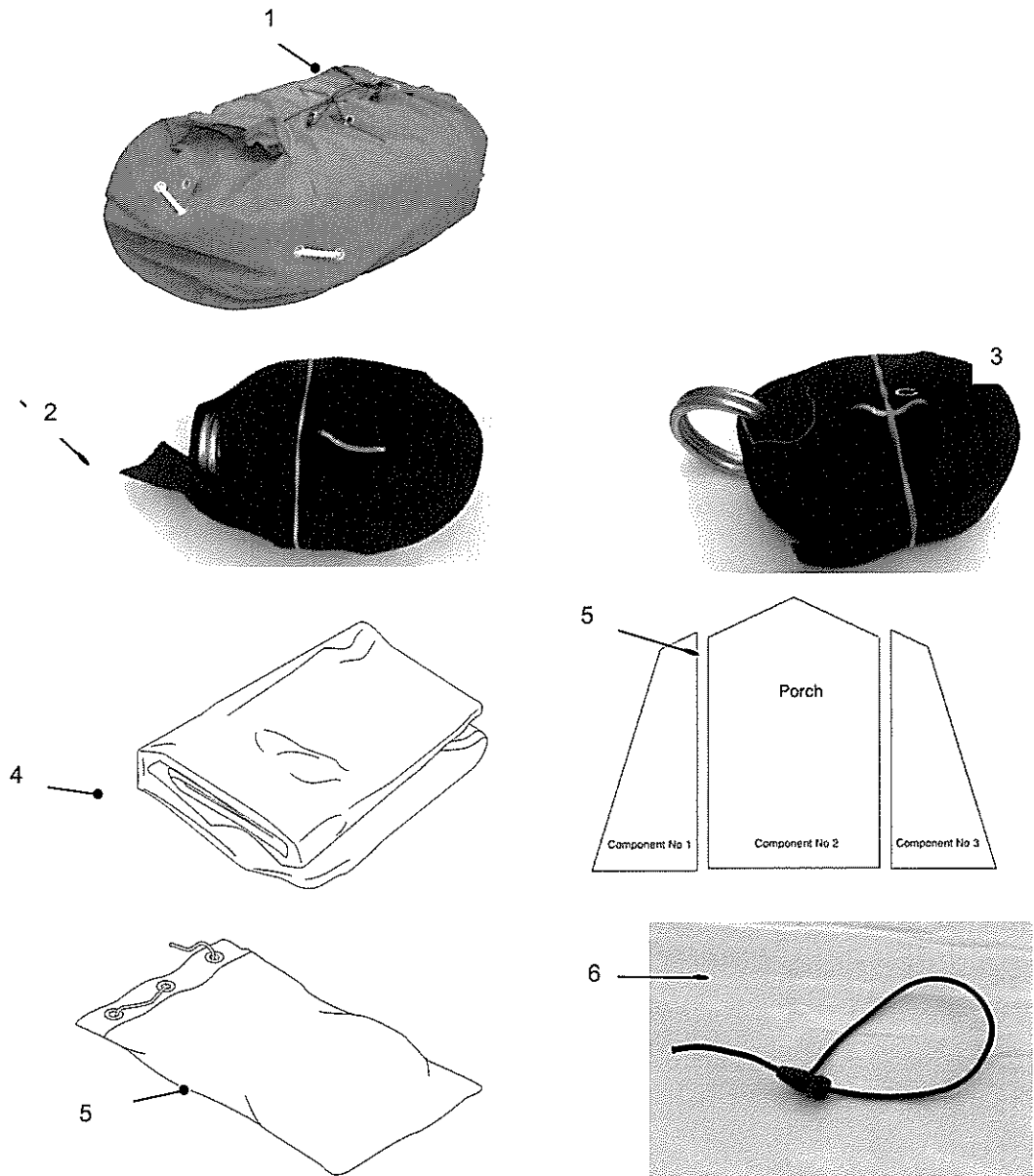


Fig 1 Insulation pack

IPC

| Fig. No<br>Item No | Army        |                      | Item Description and<br>Annotations                     | No Off<br>D of Q | Quantity<br>of Issue |
|--------------------|-------------|----------------------|---|------------------|----------------------|
|                    | DMC<br>NSCM | NSN<br>Part Number   |   |                  |                      |
| 2                  | 0           | J11                  | INSULATION PACK   | REF              |                      |
|                    | 1           | J11 8105-99-216-3569 | BAG TRANSIT & STORAGE<br>INSULATION                     | 1<br>EA          |                      |
|                    | 2           | J11 8340-99-614-5444 | STRAP, ADJUSTABLE ROOF<br>RESTRAINT FOR 12' PASSAGEWAY  | 2<br>EA          |                      |
|                    | 3           | J11 8340-99-391-3314 | STRAP, ADJUSTABLE, INSULATION<br>SUPPORT                | 2<br>EA          |                      |
|                    | 4           | J11 8340-99-577-4797 | INSULATION PANEL, ROOF/SIDES                            | 1<br>EA          |                      |
|                    | 5           | J11 8105-99-474-7838 | BAG, TRANSIT & STORAGE STRAP<br>SET, GS SHELTER VARIOUS | 1<br>EA          |                      |
|                    | 6           | J11 4020-99-908-8176 | TENSIONER   | 32<br>EA         |                      |

**CHAPTER 3**

**INDEXES**

**CONTENTS**

**Para**

- 1 Introduction

**Chapter**

- 3-1 Index of NATO stock numbers to chapter, figure and item numbers
- 3-2 Index of manufacturers' part/drawing numbers to chapter, figure and item numbers
- 3-3 Not issued
- 3-4 Not issued

**INTRODUCTION**

- 3-5 This Chapter identifies the indexes provided in support to the main parts list.

**CHAPTER 3-1**

**INDEX OF NATO STOCK NUMBERS  
TO  
CHAPTER, FIGURE AND ITEM NUMBERS**

**CONTENTS**

|   | Page |
|---|------|
| Index of NATO Stock Numbers to Chapter, Figure and Item Numbers ..... | 3/4  |

INDEX OF NATO STOCK NUMBERS  
TO  
CHAPTER, FIGURE AND ITEM NUMBERS

| ATO STOCK NUMBER  | CHAPTER 2- SUB-CHAP | FIG & ITEM |
|-------------------|---------------------|------------|
| 8340- 99-230-0107 | 2-1                 | 1-1        |
| 8340- 99-490-4093 | 2-1                 | 1-2        |
| 8340- 99-968-3474 | 2-1                 | 1-3        |
| 8340- 99-132-0006 | 2-1                 | 1-4        |
| 8340- 99-132-0007 | 2-1                 | 1-5        |
| 8340- 99-132-0008 | 2-1                 | 1-6        |
| 8340- 99-132-0010 | 2-1                 | 1-7        |
| 8340- 99-120-7745 | 2-1                 | 1-8        |
| 8340- 99-943-1158 | 2-1                 | 1-9        |
| 8340- 99-499-9176 | 2-1                 | 1-10       |
| 8340- 99-137-3895 | 2-1                 | 1-11       |
| 8340- 99-132-0028 | 2-1                 | 1-12       |
| 8340- 99-943-9052 | 2-1                 | 1-13       |
| 8340- 99-423-3355 | 2-1                 | 1-14       |
| 8105- 99-216-3569 | 2-2                 | 2-1        |
| 8340- 99-614-5444 | 2-2                 | 2-2        |
| 8340- 99-391-3314 | 2-2                 | 2-3        |
| 8340- 99-577-4797 | 2-2                 | 2-4        |
| 8340- 99-943-9052 | 2-2                 | 2-5        |
| 4020- 99-908-8176 | 2-2                 | 2-6        |

**CHAPTER 3-2**

**INDEX OF MANUFACTURERS' PART/DRAWING NUMBERS  
TO  
CHAPTER, FIGURE AND ITEM NUMBERS**

**CONTENTS**

|   | Page |
|---|------|
| Index of Manufacturers Part/Drawing Numbers to Chapter, Figure and Item Numbers ..... | 1    |



**INDEX OF MANUFACTURERS' PART/DRAWING NUMBERS**

**TO**

**CHAPTER, FIGURE AND ITEM NUMBERS**

| <b>MANUFACTURERS<br/>PART OR DWG<br/>NUMBERS</b> | <b>CHAPTER</b> | <b>FIG<br/>&amp;<br/>ITEM</b> |
|--|----------------|-------------------------------|
|  |                |                               |



**COMMENT(S) ON AESP\***

To: **Camp Systems**



From: .....  
 .....  
 .....

|   |                             |             |
|---|-----------------------------|-------------|
| <b>Senders Reference</b>  | <b>BIN Number</b>           | <b>Date</b> |
|   |                             |             |
| <b>AESP* Title: ILLUSTRATED PARTS CATALOGUE (IPC)</b>   |                             |             |
| <b>Chapter(s)/Instruction</b>   | <b>Page(s)/Paragraph(s)</b> |             |
|   |                             |             |
| If you require more space please use the reverse of this form or a separate piece of paper.<br><b>Comment(s):</b><br>.....<br>..... |                             |             |

Signed: ..... Telephone No: .....

Name (Capitals): ..... Rank/Grade: ..... Date: .....

✕ .....

**FOR AESP\* SPONSOR USE ONLY**

To: ..... From: .....  
 .....  
 .....

Thank you for commenting on AESP XXXX-X-XXX-741

Your reference: ..... Date: .....

| <b>Action is being taken to:</b>            | <b>Tick</b> | <b>Tick</b>         |
|---|-------------|---------------------|
| Issue a revised/amended AESP*               |             | Under investigation |
| Incorporate comment(s) in future amendments |             | No action required  |
| <b>Remarks</b><br>.....<br>.....            |             |                     |

Signed: ..... Telephone No: .....

Name (Capitals): ..... Rank/Grade: ..... Date: .....

\* AESP or EMER





**CONDITIONS OF RELEASE**

- 1 This information is released by the UK Government for Defence purposes only.
- 2 This information must be afforded the same degree of protection as that afforded to information of an equivalent security marking originated by the recipient Government or as required by the recipient Government's National Security regulations.
- 3 This information may be disclosed only within the Defence Department of the recipient Government, except as otherwise authorised by the Ministry of Defence (Army).
- 4 This information may be subject to privately owned rights.

**SHELTER, PORCH  
1.8 M x 1.8 M (6 FT x 6 FT**

**NSN J11/8340-99-225-8188**

**COMPLETE EQUIPMENT SCHEDULE, SERVICE  
EDITION (SIMPLE EQUIPMENT)**

~~THIS DOCUMENT IS THE PROPERTY OF HER BRITANNIC MAJESTY'S GOVERNMENT, and is issued for the information of such persons only as need to know its contents in the course of their official duties. Any person finding this document should hand it to a British forces unit or to a police station for its safe return to the MINISTRY OF DEFENCE, D Def Sy, MAIN BUILDING, WHITEHALL, LONDON SW1A 2HB, with particulars of how and where found. THE UNAUTHORISED RETENTION OR DESTRUCTION OF THIS DOCUMENT MAY BE AN OFFENCE UNDER THE OFFICIAL SECRETS ACTS OF 1911-1989. (When released to persons outside Government service, this document is issued on a personal basis and the recipient to whom it may be entrusted in confidence, within the provisions of the Official Secrets Acts 1911-1989, is personally responsible for its safe custody and for seeing that its contents are disclosed only to authorized persons).~~

Sponsored for use

in the

**UNITED KINGDOM MINISTRY OF DEFENCE AND ARMED FORCES**

by the

**DEFENCE EQUIPMENT AND SUPPORT ORGANISATION**



AMENDMENT RECORD

| Amdt No | Incorporated By (Signature) | Date |
|---------|-----------------------------|------|
| 1       |                             |      |
| 2       |                             |      |
| 3       |                             |      |
| 4       |                             |      |
| 5       |                             |      |
| 6       |                             |      |
| 7       |                             |      |
| 8       |                             |      |
| 9       |                             |      |
| 10      |                             |      |
| 11      |                             |      |
| 12      |                             |      |
| 13      |                             |      |
| 14      |                             |      |
| 15      |                             |      |
| 16      |                             |      |
| 17      |                             |      |
| 18      |                             |      |
| 19      |                             |      |
| 20      |                             |      |
| 21      |                             |      |
| 22      |                             |      |
| 23      |                             |      |
| 24      |                             |      |
| 25      |                             |      |
| 26      |                             |      |
| 27      |                             |      |
| 28      |                             |      |
| 29      |                             |      |
| 30      |                             |      |
| 31      |                             |      |

| Amdt No | Incorporated By (Signature) | Date |
|---------|-----------------------------|------|
| 32      |                             |      |
| 33      |                             |      |
| 34      |                             |      |
| 35      |                             |      |
| 36      |                             |      |
| 37      |                             |      |
| 38      |                             |      |
| 39      |                             |      |
| 40      |                             |      |
| 41      |                             |      |
| 42      |                             |      |
| 43      |                             |      |
| 44      |                             |      |
| 45      |                             |      |
| 46      |                             |      |
| 47      |                             |      |
| 48      |                             |      |
| 49      |                             |      |
| 50      |                             |      |
| 51      |                             |      |
| 52      |                             |      |
| 53      |                             |      |
| 54      |                             |      |
| 55      |                             |      |
| 56      |                             |      |
| 57      |                             |      |
| 58      |                             |      |
| 59      |                             |      |
| 60      |                             |      |
| 61      |                             |      |
| 62      |                             |      |



**CONTENTS**

|   | Page       |
|---|------------|
| <b>PRELIMINARY MATERIAL</b>               |            |
| Front cover (title page) .....            | (i)/(ii)   |
| Amendment record sheet .....              | (iii)/(iv) |
| Contents (this list) .....                | (v)        |
| PREFACE .....                             | (vi)       |
| Introduction .....                        | (vi)       |
| Instructions for use by Units .....       | (vi)       |
| Initial issues .....                      | (vi)       |
| In lieu items .....                       | (vi)       |
| General Notes .....                       | (vii)      |
| Amendments .....                          | (vii)      |
| Indentations .....                        | (vii)      |
| Description .....                         | (vii)      |
| Related and associated publications ..... | (viii)     |
| Related publications .....                | (viii)     |
| Associated publications .....             | (ix)       |
| Abbreviations .....                       | (ix)       |
| Warnings and Cautions .....               | (x)        |
| Comment on AESP .....                     | Final leaf |

**COMPLETE EQUIPMENT SCHEDULE (CES)**

Chapter

- 1 General Information
- 2 Complete Equipment Schedule
- 2-1 Main Items
- 2-2 Insulation Pack
- 3 Indexes
- 3-1 Index of NATO Stock Numbers to Chapter, Figure and Item Numbers
- 3-2 Index of Manufacturers Part/drawing Numbers to Chapter, Figure and Item Numbers
- 3-3 Not issued
- 3-4 Not issued

**PREFACE**

Sponsor: DEC ELS  
Publication Authority: DE&S  
ECI IPT

**INTRODUCTION**

1 Service users should forward any comments on this publication through the channels prescribed in AESP 0100-P-011-013. An AESP Form 10 is provided at the end of the preliminary pages; it should be photocopied and used for forwarding comments on this AESP.

2 AESPs are issued under Defence Council authority and where AESPs specify action to be taken, the AESP will of itself be sufficient authority for such action and also for the demanding of the necessary stores, subject to the provisions of Para 3 below.

3 The subject matter of this publication may be affected by Defence Instruction Notices (DINs), Standing Operating Procedures (SOPs) or by local regulations. When any such Instruction, Order or Regulation contradicts any portion of this publication it is to be taken as the overriding authority.

4 The subject matter of this publication details information specific to Porch, Shelter 1.8 M x 1.8 M (6 FT x 6 FT) MK 3.

5 This Complete Equipment Schedule (CES) is designed as an aid to the identification of components, parts or assemblies of parts of the equipment and to provide information necessary for demanding spares.

6 This CES may list some or all of the parts comprising the equipment concerned, but only those parts assigned a NATO Stock Number, Service Catalogue or Reference Number will normally be available as spares. Should there be a requirement for an item not assigned a number, demands may be submitted quoting the AESP, Item Number, Figure Reference and Item Name. Where a manufacturers reference is known, this should also be quoted.

**Instructions for use by Units**

7 Detailed instructions for use by Units are given in JSP336.

**Initial issues**

8 Initial issues as detailed below:

8.1 One copy of the CES will be attached to the Unit's copy of the issue voucher and one further copy to accompany every equipment.

8.2 Deficiencies (if any) will be enfaced on the covering issue voucher by reference to the Serial Number of the items listed in the simple CES.

8.3 'To follow' vouchers will not be created.

8.4 All items listed in the CES can be issued separately. If any listed herein becomes unserviceable it should be extracted and exchanged and the equipment retained pending receipt. Transfers between equipment holders should normally be complete to CES.

**In lieu items**

9 Authorised 'In lieu' items held against this CES will not be replaced until such time as they are no longer serviceable. When replacement becomes necessary the correct item, as listed in the CES, will be demanded.



### General Notes

10 Certain items may be annotated as follows:

10.1 (C) – This code indicates the Accounting Classification of the item. C (Consumable) items are formally receipted and issued for consumption.

10.2 (X) – ESSENTIAL ITEMS without which the RLC will not issue the equipment.

10.3 (P) – This code indicates the Accounting Classification of the item. P (Permanent) are subject to formal condemnation action (AFG1043).

10.4 (NI) – (Not illustrated) when appearing with a number in the 'Fig Item' column indicates that the item is not illustrated.

10.5 (NIV) – (Not in Vocabulary) indicates that the item is not available within the Stores System.

### Amendments

11 Amendments to the catalogue will be published as and when necessary. The amendments will be numbered consecutively, and the Amendment record sheet is to be completed for each amendment list embodied. New or amended material will be highlighted by side lining to show the extent of the amendment.

### Indentations

12 Items are listed in a logical assembly/disassembly order and are indented by the 'Dot System' in which each 'dot' depicts the relationship of the item to the main assembly.

#### MAIN ASSEMBLY

Attaching parts for main assembly.

- . FIRST LEVEL OF BREAKDOWN (Sub-assembly or part of main assembly)
- . Attaching parts for first level.

- . . SECOND LEVEL OF BREAKDOWN (Sub-sub-assembly or detail part of Sub-assembly)
- . . Attaching parts for second level.

### Description

13 The item Description and Annotation Block is also to convey additional information to the CES user, which will appear in brackets i.e. related location detail, e.g. another AESP or Chapter/Item within this AESP.

**RELATED AND ASSOCIATED PUBLICATIONS****Related publications**

14 The octad for the subject equipment consists of all the categories shown in Table 1. All references are prefixed with the first eight digits of this publication. The availability of the publications can be checked by reference to the relevant Group Index in AESP 0100-A-001-013.

**TABLE 1 RELATED PUBLICATIONS**

| Category/Sub-Category |   |   | Information Level  |                          |                           |                          |
|-----------------------|---|---|--------------------|--------------------------|---------------------------|--------------------------|
|                       |   |   | 1<br>User/Operator | 2<br>Unit<br>Maintenance | 3<br>Field<br>Maintenance | 4<br>Base<br>Maintenance |
| 1                     | 0 | Purpose and Planning Information  | 101                | *                        | *                         | *                        |
|                       | 1 | Equipment Support Policy Directives   | *                  | *                        | *                         | *                        |
| 2                     | 0 | Operating Information   | 201                | *                        | *                         | *                        |
|                       | 1 | Aide Memoire  | *                  | *                        | *                         | *                        |
|                       | 2 | Training Aids   | *                  | *                        | *                         | *                        |
| 3                     |   | Technical Description   | *                  | *                        | *                         | *                        |
| 4                     | 1 | Installation Instructions   | *                  | *                        | *                         | *                        |
|                       | 2 | Preparation for Special Environments  | *                  | *                        | *                         | *                        |
| 5                     | 1 | Failure Diagnosis   | *                  | *                        | *                         | *                        |
|                       | 2 | Repair Instructions   | 201                | *                        | *                         | *                        |
|                       | 3 | Inspection Standards  | *                  | *                        | *                         | *                        |
|                       | 4 | Calibration Procedures  | *                  | *                        | *                         | *                        |
| 6                     |   | Maintenance Schedules   | *                  | *                        | *                         | *                        |
| 7                     | 1 | Illustrated Parts Catalogues  | 711                | *                        | *                         | *                        |
|                       | 2 | Commercial Parts Lists  | *                  | *                        | *                         | *                        |
|                       | 3 | Complete Equipment Schedule, Production   |                    | *                        | *                         | *                        |
|                       | 4 | Complete Equipment Schedule, Service Edition (Simple Equipment)                 | 741                | *                        | *                         | *                        |
|                       | 5 | Complete Equipment Schedule, Service Edition (Complex Equipment)                | *                  | *                        | *                         | *                        |
| 8                     | 1 | Modification Instructions   | *                  | *                        | *                         | *                        |
|                       | 2 | General Instructions, Special Technical Instructions and Servicing Instructions | *                  | *                        | *                         | *                        |
|                       | 3 | Service Engineered Modification Instructions (RAF only)                         | *                  | *                        | *                         | *                        |

\* Category/Sub-category not published.

**Associated publications**

15 The following publications are associated with this AESP octad.

| <u>Reference</u> | <u>Title</u> |
|------------------|--------------|
|------------------|--------------|

NONE

**ABBREVIATIONS**

16 The following abbreviations are used in this AESP octad.

| <u>Abbreviation</u> | <u>Nomenclature</u>                |
|---------------------|------------------------------------|
| AESP                | Army Equipment Support Publication |
| CES                 | Complete Equipment Schedule        |
| DIN                 | Defense Instruction Notices        |
| NI                  | Not Illustrated                    |
| NIV                 | Not In Vocabulary                  |
| SOP                 | Standard Operating Procedures      |

## WARNINGS AND CAUTIONS

### HAZARDOUS SUBSTANCES

17 Before using any hazardous substances or material, the user must be conversant with the safety precautions and first aid instructions:

- 17.1 on the label of the container it was supplied in;
- 17.2 on the material Safety Data Sheet;
- 17.3 in local Safety Orders and Regulations.

### WARNING

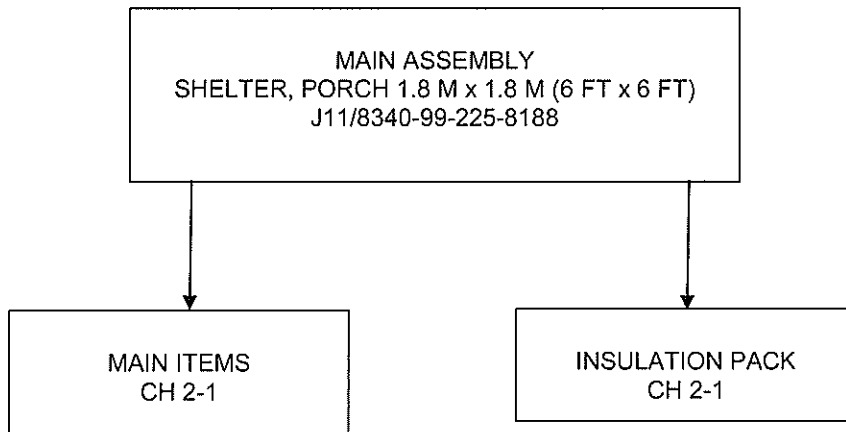
**PERSONNEL INJURY/HEAVY WEIGHT. MINIMUM PERSONNEL NUMBERS REQUIRED TO LIFT OR MOVE EACH SHELTER SHOULD BE OBSERVED.**

CHAPTER 1

GENERAL INFORMATION

CONTENTS

|                                | Page |
|--------------------------------|------|
| Title page .....               | 1    |
| Family Tree .....              | 2    |
| Index of Main Assemblies ..... | 3/4  |



Family Tree

INDEX OF MAIN ASSEMBLIES

| Fig. No<br>Item No | DMC<br>NSCM | Army<br>NSN<br>Part Number | Item Description and<br>Annotations           | No Off<br>D of Q | Quantity<br>of Issue |
|--------------------|-------------|----------------------------|---|------------------|----------------------|
| 0                  | J11         | 8340-99-225-8188           | SHELTER, PORCH 1.8 M x 1.8 M<br>(6 FT x 6 FT) | 1                |                      |
| 1                  |             |                            | MAIN ITEMS (CHAPTER 2-1)                      | N/A              |                      |
| 2                  |             |                            | INSULATION PACK (CHAPTER 2-2)                 |                  |                      |





CHAPTER 2

COMPLETE EQUIPMENT SCHEDULE (CES)

CONTENTS

Chapter

- 2-1 Main items
- 2-2 Insulation Pack



CHAPTER 2-1

COMPLETE EQUIPMENT SCHEDULE (CES)

MAIN ITEMS



Fig 1 Shelter, porch 1.8 m x 1.8 m (6ft x 6ft)

CES

| Fig. No<br>Item No | DMC<br>NSCM | Army<br>NSN<br>Part Number | Item Description and<br>Annotations           | No Off<br>D of Q | Quantity<br>of Issue |
|--------------------|-------------|----------------------------|---|------------------|----------------------|
| 0                  | J11         | 8340-99-225-8188           | SHELTER, PORCH 1.8 M x 1.8 M<br>(6 FT x 6 FT) | REF              |                      |
| 1                  | J11         | 8340-99-199-9741           | ROOF AND WALLS                                | 1<br>EA          |                      |
| 2                  | J11         | 8340-99-228-3659           | END SECTION                                   | 1<br>EA          |                      |
| 3                  | J11         | 8340-99-147-5778           | GROUNDSHEET                                   | 1<br>EA          |                      |
| 6                  | J11         | 8340-99-132-0006           | UNIVERSAL MEMBER 6 FT                         | 9<br>EA          |                      |
| 7                  | J11         | 8340-99-132-0007           | UNIVERSAL MEMBER 3 FT                         | 4<br>EA          |                      |
| 8                  | J11         | 8340-99-132-0008           | RIDGE AND EAVES BRACKET                       | 6<br>EA          |                      |



Fig 2 Shelter, porch 1.8 m x 1.8 m (6ft x 6ft)

CES

| Fig. No<br>Item No | DMC<br>NSCM | Army<br>NSN<br>Part Number | Item Description and<br>Annotations | No Off<br>D of Q | Quantity<br>of Issue |
|--------------------|-------------|----------------------------|-------------------------------------|------------------|----------------------|
| 10                 | J11         | 8340-99-943-1158           | BAG, TENTFRAME POLES                | 1<br>EA          |                      |
| 11                 | J11         | 8340-99-212-1648           | VALISE, TENT                        | 1<br>EA          |                      |
| 12                 | J11         | 8340-99-499-9176           | BAG, TENT FRAME BRACKETS            | 2<br>EA          |                      |
| 13                 | F1          | 5120-99-943-9052           | PIN, TENT 18 IN. STEEL              | 2<br>EA          |                      |
| 14                 | J11         | 8340-99-137-3895           | PIN, TENT 400 MM STEEL              | 6<br>EA          |                      |
| 15                 | J11         | 8340-99-132-0028           | PIN, TENT 300 MM STEEL              | 4<br>EA          |                      |
| NI                 | J11         | 8340-99-551-0054           | HARD FLOORING INTERNAL              | 4<br>EA          |                      |

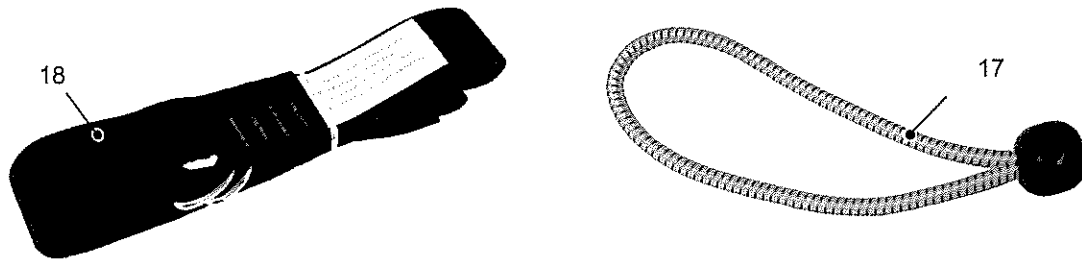


Fig 3 Shelter, porch 1.8 m x 1.8 m (6ft x 6ft)



CES


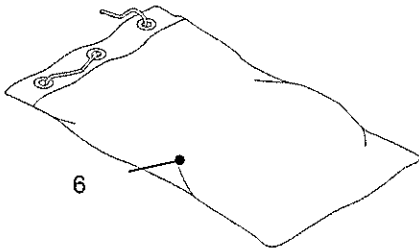
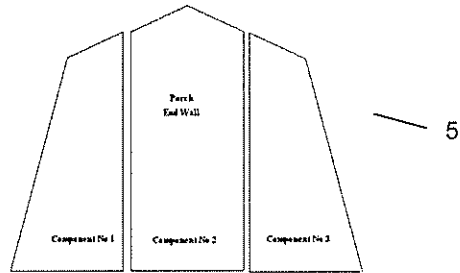

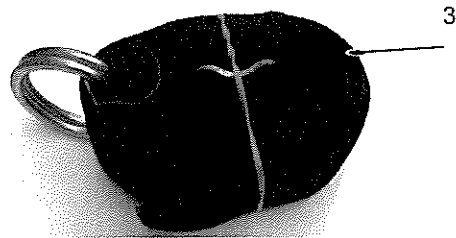
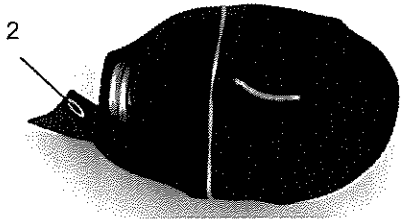
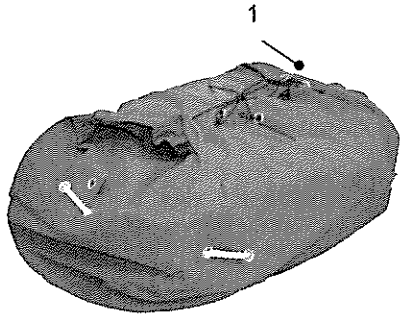
| Fig. No<br>Item No | DMC<br>NSCM | Army<br>NSN<br>Part Number | Item Description and<br>Annotations | No Off<br>D of Q | Quantity<br>of Issue |
|--------------------|-------------|----------------------------|-------------------------------------|------------------|----------------------|
| 17                 | J11         | 8340-99-865-3035           | TENSIONER, LINER AND<br>GROUNDSHEET | 40<br>EA         |                      |
| 18                 | J11         | 8340-99-477-1543           | END GUY, QUICK RELEASE              | 1<br>EA          |                      |



CHAPTER 2-2

COMPLETE EQUIPMENT SCHEDULE (CES)

INSULATION PACK



CES

| Fig. No<br>Item No | DMC<br>NSCM | Army<br>NSN<br>Part Number | Item Description and<br>Annotations                     | No Off<br>D of Q | Quantity<br>of Issue |
|--------------------|-------------|----------------------------|---|------------------|----------------------|
| 2                  | 0           | J11                        | INSULATION PACK   | REF              |                      |
|                    | 1           | J11 8105-99-216-3569       | BAG TRANSIT & STORAGE<br>INSULATION                     | 1<br>EA          |                      |
|                    | 2           | J11 8340-99-226-2818       | STRAP, ADJUSTABLE ROOF<br>RESTRAINT                     | 2<br>EA          |                      |
|                    | 3           | J11 8340-99-391-3314       | STRAP, ADJUSTABLE, INSULATION<br>SUPPORT                | 1<br>EA          |                      |
|                    | 4           | J11 8340-99-898-1096       | INSULATION PANEL, ROOF & WALL                           | 1<br>EA          |                      |
|                    | 5           | J11 8340-99-226-2816       | INSULATION PANEL, END WALL MK 3                         | 1<br>EA          |                      |
|                    | 5           | J11 8340-99-153-6625       | COMPONENT NO 1 INSULATION<br>PANEL, END WALL MK 3       | 1<br>EA          |                      |
|                    | 5           | J11 8340-99-839-8746       | COMPONENT NO 2 INSULATION<br>PANEL, END WALL MK 3       | 1<br>EA          |                      |
|                    | 5           | J11 8340-99-741-6210       | COMPONENT NO 3 INSULATION<br>PANEL, END WALL MK 3       | 1<br>EA          |                      |
|                    | 6           | J11 8105-99-474-7838       | BAG, TRANSIT & STORAGE STRAP<br>SET, GS SHELTER VARIOUS | 1<br>EA          |                      |
|                    | 7           | J11 4020-99-908-8176       | TENSIONER,  | 34<br>EA         |                      |

Fig 1 Insulation pack



**CHAPTER 3**

**INDEXES**

**CONTENTS**

Para

- 1 Introduction

Chapter

- 3-1 Index of NATO stock numbers to chapter, figure and item numbers
- 3-2 Index of manufacturers' part/drawing numbers to chapter, figure and item numbers
- 3-3 Not issued
- 3-4 Not issued

**INTRODUCTION**

- 1 This Chapter identifies the indexes provided in support to the main parts list.





CHAPTER 3-1

INDEX OF NATO STOCK NUMBERS  
TO  
CHAPTER, FIGURE AND ITEM NUMBERS

CONTENTS

|                   | Page |
|-------------------|------|
| Index pages ..... | 3/4  |



**INDEX OF NATO STOCK NUMBERS  
TO  
CHAPTER, FIGURE AND ITEM NUMBERS**

| NATO STOCK NUMBER | CHAPTER | FIG & ITEM | NATO STOCK NUMBER | CHAPTER | FIG & ITEM |
|-------------------|---------|------------|-------------------|---------|------------|
| 8340-99-199-9741  | 2-1     | 1-1        |                   |         |            |
| 8340-99-228-3659  | 2-1     | 1-2        |                   |         |            |
| 8340-99-147-5778  | 2-1     | 1-3        |                   |         |            |
| 8340-99-132-0006  | 2-1     | 1-6        |                   |         |            |
| 8340-99-132-0007  | 2-1     | 1-7        |                   |         |            |
| 8340-99-132-0008  | 2-1     | 1-8        |                   |         |            |
| 8340-99-132-0010  | 2-1     | 1-9        |                   |         |            |
| 8340-99-943-1158  | 2-1     | 1-10       |                   |         |            |
| 8340-99-212-1648  | 2-1     | 1-11       |                   |         |            |
| 8340-99-499-9176  | 2-1     | 1-12       |                   |         |            |
| 8340-99-943-9052  | 2-1     | 1-13       |                   |         |            |
| 8340-99-137-3895  | 2-1     | 1-14       |                   |         |            |
| 8340-99-132-0028  | 2-1     | 1-15       |                   |         |            |
| 8340-99-551-0054  | 2-1     | 1-16       |                   |         |            |
| 8340-99-865-3035  | 2-1     | 1-17       |                   |         |            |
| 8340-99-477-1543  | 2-1     | 1-18       |                   |         |            |
| 8105-99-216-3569  | 2-2     | 2-1        |                   |         |            |
| 8340-99-226-2818  | 2-2     | 2-2        |                   |         |            |
| 8340-99-391-3314  | 2-2     | 2-3        |                   |         |            |
| 8340-99-898-1096  | 2-2     | 2-4        |                   |         |            |
| 8340-99-226-2816  | 2-2     | 2-5        |                   |         |            |
| 8340-99-153-6625  | 2-2     | 2-5        |                   |         |            |
| 8340-99-839-8746  | 2-2     | 2-5        |                   |         |            |
| 8340-99-474-6210  | 2-2     | 2-5        |                   |         |            |
| 8105-99-474-7838  | 2-2     | 2-6        |                   |         |            |
| 4020-99-908-8176  | 2-2     | 2-7        |                   |         |            |



CHAPTER 3-2

INDEX OF MANUFACTURERS' PART/DRAWING NUMBERS

TO

CHAPTER, FIGURE AND ITEM NUMBERS

CONTENTS

|                   | Page |
|-------------------|------|
| Index pages ..... | 3/4  |



INDEX OF MANUFACTURERS' PART/DRAWING NUMBERS  
TO  
CHAPTER, FIGURE AND ITEM NUMBERS

| MANUFACTURERS<br>PART OR DWG<br>NUMBERS | CHAPTER | FIG<br>&<br>ITEM | MANUFACTURERS<br>PART OR DWG<br>NUMBERS | CHAPTER | FIG<br>&<br>ITEM |
|---|---------|------------------|---|---------|------------------|
|   |         |                  |   |         |                  |





**COMMENT(S) ON AESP\***

To: OIP  
 Defence Equipment and Support  
 [Redacted]  
 [Redacted]  
 [Redacted]

From: .....  
 .....  
 .....

|  |                             |             |
|--|-----------------------------|-------------|
| <b>Senders Reference</b>   | <b>BIN Number</b>           | <b>Date</b> |
|  |                             |             |
| <b>AESP* Title: COMPLETE EQUIPMENT SCHEDULE, SERVICE EDITION (SIMPLE EQUIPMENT)</b>  |                             |             |
| <b>Chapter(s)/Instruction</b>  | <b>Page(s)/Paragraph(s)</b> |             |
|  |                             |             |
| If you require more space please use the reverse of this form or a separate piece of paper.<br><b>Comment(s):</b><br>.....<br>.....<br>..... |                             |             |

Signed: ..... Telephone No: .....  
 Name (Capitals): ..... Rank/Grade: ..... Date: .....  
 ✂ .....

**FOR AESP\* SPONSOR USE ONLY**

To: ..... From: .....  
 .....  
 .....

Thank you for commenting on AESP 8340-C-102-741

Your reference: ..... Date: .....

| <b>Action is being taken to:</b>            | <b>Tick</b> | <b>Tick</b>         |
|---|-------------|---------------------|
| Issue a revised/amended AESP*               |             | Under investigation |
| Incorporate comment(s) in future amendments |             | No action required  |
| <b>Remarks</b><br>.....<br>.....            |             |                     |

Signed: ..... Telephone No: .....  
 Name (Capitals): ..... Rank/Grade: ..... Date: .....  
 \* AESP or EMER





**CONDITIONS OF RELEASE**

- 1 This information is released by the UK Government for Defence purposes only.
- 2 This information must be afforded the same degree of protection as that afforded to information of an equivalent security marking originated by the recipient Government or as required by the recipient Government's National Security regulations.
- 3 This information may be disclosed only within the Defence Department of the recipient Government, except as otherwise authorised by the Ministry of Defence (Army).
- 4 This information may be subject to privately owned rights.

**SHELTER, GENERAL PURPOSE  
3.6 M x 3.6 M (12 FT x 12 FT) Mk 2**

**NSN 8340-99-984-7785**

**COMPLETE EQUIPMENT SCHEDULE, SERVICE  
EDITION (SIMPLE EQUIPMENT)**

~~THIS DOCUMENT IS THE PROPERTY OF HER BRITANNIC MAJESTY'S GOVERNMENT, and is issued for the information of such persons only as need to know its contents in the course of their official duties. Any person finding this document should hand it to a British forces unit or to a police station for its safe return to the MINISTRY OF DEFENCE, D Def Sy, MAIN BUILDING, WHITEHALL, LONDON SW1A 2HB, with particulars of how and where found. THE UNAUTHORISED RETENTION OR DESTRUCTION OF THIS DOCUMENT MAY BE AN OFFENCE UNDER THE OFFICIAL SECRETS ACTS OF 1911-1989. (When released to persons outside Government service, this document is issued on a personal basis and the recipient to whom it may be entrusted in confidence, within the provisions of the Official Secrets Acts 1911-1989, is personally responsible for its safe custody and for seeing that its contents are disclosed only to authorized persons).~~

Sponsored for use

in the

**UNITED KINGDOM MINISTRY OF DEFENCE AND ARMED FORCES**

by the

**DEFENCE EQUIPMENT AND SUPPORT ORGANISATION**



AMENDMENT RECORD

| Amdt No | Incorporated By (Signature) | Date |
|---------|-----------------------------|------|
| 1       |                             |      |
| 2       |                             |      |
| 3       |                             |      |
| 4       |                             |      |
| 5       |                             |      |
| 6       |                             |      |
| 7       |                             |      |
| 8       |                             |      |
| 9       |                             |      |
| 10      |                             |      |
| 11      |                             |      |
| 12      |                             |      |
| 13      |                             |      |
| 14      |                             |      |
| 15      |                             |      |
| 16      |                             |      |
| 17      |                             |      |
| 18      |                             |      |
| 19      |                             |      |
| 20      |                             |      |
| 21      |                             |      |
| 22      |                             |      |
| 23      |                             |      |
| 24      |                             |      |
| 25      |                             |      |
| 26      |                             |      |
| 27      |                             |      |
| 28      |                             |      |
| 29      |                             |      |
| 30      |                             |      |
| 31      |                             |      |

| Amdt No | Incorporated By (Signature) | Date |
|---------|-----------------------------|------|
| 32      |                             |      |
| 33      |                             |      |
| 34      |                             |      |
| 35      |                             |      |
| 36      |                             |      |
| 37      |                             |      |
| 38      |                             |      |
| 39      |                             |      |
| 40      |                             |      |
| 41      |                             |      |
| 42      |                             |      |
| 43      |                             |      |
| 44      |                             |      |
| 45      |                             |      |
| 46      |                             |      |
| 47      |                             |      |
| 48      |                             |      |
| 49      |                             |      |
| 50      |                             |      |
| 51      |                             |      |
| 52      |                             |      |
| 53      |                             |      |
| 54      |                             |      |
| 55      |                             |      |
| 56      |                             |      |
| 57      |                             |      |
| 58      |                             |      |
| 59      |                             |      |
| 60      |                             |      |
| 61      |                             |      |
| 62      |                             |      |



**CONTENTS**

|   | Page       |
|---|------------|
| <b>PRELIMINARY MATERIAL</b>               |            |
| Front cover (title page) .....            | (i)/(ii)   |
| Amendment record sheet .....              | (iii)/(iv) |
| Contents (this list) .....                | (v)        |
| PREFACE .....                             | (vi)       |
| Introduction .....                        | (vi)       |
| Instructions for use by units .....       | (vi)       |
| Initial issues .....                      | (vi)       |
| In lieu items .....                       | (vi)       |
| General notes .....                       | (vii)      |
| Amendments .....                          | (vii)      |
| Indentations .....                        | (vii)      |
| Description .....                         | (vii)      |
| Related and associated publications ..... | (viii)     |
| Related publications .....                | (viii)     |
| Associated publications .....             | (ix)       |
| Abbreviations .....                       | (ix)       |
| Warnings and Cautions .....               | (x)        |
| Comments on AESP .....                    | Final leaf |

**COMPLETE EQUIPMENT SCHEDULE (CES)**

Chapter

- 1 General Information
- 2 Complete Equipment Schedule
- 2-1 Main items
- 3 Indexes
- 3-1 Index of NATO Stock Numbers to Chapter, Figure and Item Numbers
- 3-2 Index of Manufacturers Part/drawing Numbers to Chapter, Figure and Item Numbers
- 3-3 Not issued
- 3-4 Not issued

**PREFACE**

Sponsor: DE&S OIP  
Publication Agency: DE&S JSC SCM EngTLS-TD-Pol

**INTRODUCTION**

1 Service users should forward any comments on this publication through the channels prescribed in AESP 0100-P-011-013. An AESP Form 10 is provided at the end of the preliminary pages; it should be photocopied and used for forwarding comments on this AESP.

2 AESPs are issued under Defence Council authority and where AESPs specify action to be taken, the AESP will of itself be sufficient authority for such action and also for the demanding of the necessary stores, subject to the provisions of Para 3 below.

3 The subject matter of this publication may be affected by Defence Instruction Notices (DINs), Standing Operating Procedures (SOPs) or by local regulations. When any such Instruction, Order or Regulation contradicts any portion of this publication it is to be taken as the overriding authority.

4 The subject matter of this publication details information specific to Tent, Shelter, General Purpose 3.6 m x 3.6 m (12 ft x 12 ft) mk 2.

5 This Complete Equipment Schedule (CES) is designed as an aid to the identification of components, parts or assemblies of parts of the equipment and to provide information necessary for demanding spares.

6 This CES may list some or all of the parts comprising the equipment concerned, but only those parts assigned a NATO Stock Number, Service Catalogue or Reference Number will normally be available as spares. Should there be a requirement for an item not assigned a number, demands may be submitted quoting the AESP, Item Number, Figure Reference and Item Name. Where a manufacturers reference is known, this should also be quoted.

**Instructions for use by Units**

7 Detailed instructions for use by Units are given in JSP336.

**Initial issues**

8 Initial issues as detailed below:

8.1 One copy of the CES will be attached to the Unit's copy of the issue voucher and one further copy to accompany every equipment.

8.2 Deficiencies (if any) will be enfaced on the covering issue voucher by reference to the Serial Number of the items listed in the simple CES.

8.3 'To follow' vouchers will not be created.

8.4 All items listed in the CES can be issued separately. If any listed herein becomes unserviceable it should be extracted and exchanged and the equipment retained pending receipt. Transfers between equipment holders should normally be complete to CES.

**In lieu items**

9 Authorised 'In lieu' items held against this CES will not be replaced until such time as they are no longer serviceable. When replacement becomes necessary the correct item, as listed in the CES, will be demanded.

**General Notes**

10 Certain items may be annotated as follows:



10.1 (C) – This code indicates the Accounting Classification of the item. C (Consumable) items are formally received and issued for consumption.

10.2 (X) – ESSENTIAL ITEMS without which the RLC will not issue the equipment.

10.3 (P) – This code indicates the Accounting Classification of the item. P (Permanent) are subject to formal condemnation action (AFG1043).

10.4 (NI) – (Not illustrated) when appearing with a number in the 'Fig Item' column indicates that the item is not illustrated.

10.5 (NIV) – (Not in Vocabulary) indicates that the item is not available within the Stores System.

### **Amendment**

11 Amendments to the catalogue will be published as and when necessary. The amendments will be numbered consecutively, and the Amendment record sheet is to be completed for each amendment list embodied. New or amended material will be highlighted by side lining to show the extent of the amendment.

### **Indentations**

12 Items are listed in a logical assembly/disassembly order and are indented by the 'Dot System' in which each 'dot' depicts the relationship of the item to the main assembly.

#### **MAIN ASSEMBLY**

Attaching parts for main assembly.

. FIRST LEVEL OF BREAKDOWN (Sub-assembly or part of main assembly)  
. Attaching parts for first level.

. . SECOND LEVEL OF BREAKDOWN (Sub-sub-assembly or detail part of  
Sub-assembly)  
. . Attaching parts for second level.

### **Description**

13 The item Description and Annotation Block is also to convey additional information to the CES user, which will appear in brackets i.e. related location detail, e.g. another AESP or Chapter/Item within this AESP.

**RELATED AND ASSOCIATED PUBLICATIONS****Related publications**

14 The octad for the subject equipment consists of all the categories shown in Table 1. All references are prefixed with the first eight digits of this publication. The availability of the publications can be checked by reference to the relevant Group Index in AESP 0100-A-001-013.

**TABLE 1 RELATED PUBLICATIONS**

| Category/Sub-Category |   | Information Level  |                          |                           |                          |     |
|-----------------------|---|--|--------------------------|---------------------------|--------------------------|-----|
|                       |   | 1<br>User/Operator   | 2<br>Unit<br>Maintenance | 3<br>Field<br>Maintenance | 4<br>Base<br>Maintenance |     |
| 1                     | 0 | Purpose and Planning Information   | 101                      | 101                       | 101                      | 101 |
|                       | 1 | Equipment Support Policy Directives  | *                        | *                         | *                        | *   |
| 2                     | 0 | Operating Information  | 201                      | *                         | *                        | *   |
|                       | 1 | Aide Memoire   | *                        | *                         | *                        | *   |
|                       | 2 | Training Aids  | *                        | *                         | *                        | *   |
| 3                     |   | Technical Description  | *                        | *                         | *                        | *   |
| 4                     | 1 | Installation Instructions  | *                        | *                         | *                        | *   |
|                       | 2 | Preparation for Special Environments   | *                        | *                         | *                        | *   |
| 5                     | 1 | Failure Diagnosis  | *                        | *                         | *                        | *   |
|                       | 2 | Repair Instructions  | *                        | *                         | *                        | *   |
|                       | 3 | Inspection Standards   | *                        | *                         | *                        | *   |
|                       | 4 | Calibration Procedures   | *                        | *                         | *                        | *   |
| 6                     |   | Maintenance Schedules  | 201                      | *                         | *                        | *   |
| 7                     | 1 | Illustrated Parts Catalogues   | 711                      | 711                       | 711                      | 711 |
|                       | 2 | Commercial Parts Lists   | *                        | *                         | *                        | *   |
|                       | 3 | Complete Equipment Schedule, Production  |                          | *                         | *                        | *   |
|                       | 4 | Complete Equipment Schedule, Service Edition<br>(Simple Equipment)                 | 741                      | 741                       | 741                      | 741 |
|                       | 5 | Complete Equipment Schedule, Service Edition<br>(Complex Equipment)                | *                        | *                         | *                        | *   |
| 8                     | 1 | Modification Instructions  | *                        | *                         | *                        | *   |
|                       | 2 | General Instructions, Special Technical<br>Instructions and Servicing Instructions | *                        | *                         | *                        | *   |
|                       | 3 | Service Engineered Modification Instructions<br>(RAF only)                         | *                        | *                         | *                        | *   |

\* Category/Sub-category not published.

**Associated publications**

15 The following publications are associated with this AESP octad.

| <u>Reference</u> | <u>Title</u> |
|------------------|--------------|
| NONE             |              |

**ABBREVIATIONS**

16 The following abbreviations are used in this AESP.

| <u>Abbreviation</u> | <u>Nomenclature</u>                |
|---------------------|------------------------------------|
| AESP                | Army Equipment Support Publication |
| CES                 | Complete Equipment Schedule        |
| DIN                 | Defence Instruction Notices        |
| NI                  | Not Illustrated                    |
| NIV                 | Not In Vocabulary                  |
| SOP                 | Standard Operating Procedures      |

## WARNINGS AND CAUTIONS

### HAZARDOUS SUBSTANCES

17 Before using any hazardous substances or material, the user must be conversant with the safety precautions and first aid instructions:

- 17.1 on the label of the container it was supplied in;
- 17.2 on the material Safety Data Sheet;
- 17.3 in local Safety Orders and Regulations.

### WARNING


**PERSONNEL INJURY/HEAVY WEIGHT. MINIMUM PERSONNEL NUMBERS REQUIRED TO LIFT OR MOVE EACH SHELTER SHOULD BE OBSERVED.**

CHAPTER 1

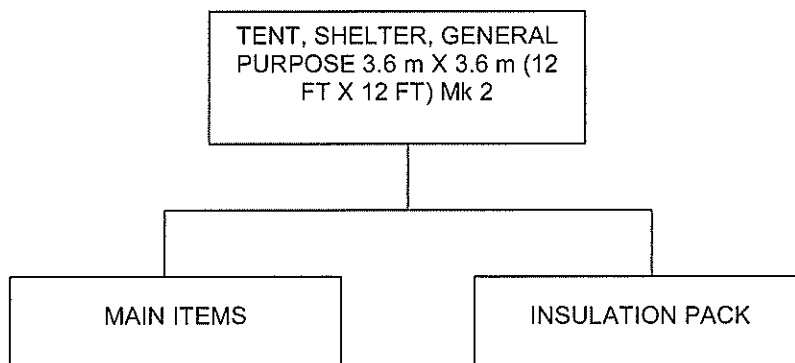
GENERAL INFORMATION

CONTENTS

|                                | Page |
|--------------------------------|------|
| Frontispiece .....             | 1    |
| Family Tree .....              | 2    |
| Index of Main Assemblies ..... | 3/4  |



Frontispiece Tent, Shelter, General Purpose 3.6 m x 3.6 m (12 ft x 12 ft) mk2



Family Tree

IPC

| Fig. No<br>Item No | DMC<br>NSCM | Army<br>NSN<br>Part Number | Item Description and<br>Annotations  | No Off<br>D of Q | Quantity<br>of Issue |
|--------------------|-------------|----------------------------|--|------------------|----------------------|
| 1                  | J11         | 8340-99-984-7785           | TENT, SHELTER, GENERAL<br>PURPOSE 3.6 m X 3.6 m (12 FT X 12<br>FT) Mk2 (SEE CHAPTER 2-1) | 1                |                      |
| 2                  | J11         | 8340-99-665-4099           | INSULATION PACK (SEE CHAPTER 2-<br>2)  | 1                |                      |
| 3                  | J11         | 8340-99-323-2286           | COMBINATION OF ITEMS 1 and 2   | 1                |                      |





**CHAPTER 2**

**COMPLETE EQUIPMENT SCHEDULE (CES)**

**CONTENTS**

Chapter

- 2-1 Main items
- 2-2 Insulation Pack



**CHAPTER 2-1**

**COMPLETE EQUIPMENT SCHEDULE**

**MAIN ITEMS**




Fig 1 sheet1 Tent, Shelter, General Purpose 3.6 m X 3.6 m (12 ft X 12 ft) Mk 2

CES

| Fig. No<br>Item No | DMC<br>NSCM | Army<br>NSN<br>Part Number | Item Description and<br>Annotations                                  | No Off<br>D of Q | Quantity<br>on Issue |
|--------------------|-------------|----------------------------|--|------------------|----------------------|
| 1<br>0             | J11         | 8340-99-984-7785           | TENT, SHELTER, GENERAL PURPOSE<br>3.6 m X 3.6 m (12 FT X 12 FT) Mk 2 | REF              |                      |
| 1                  | J11         | 8340-99-147-7465           | . END SECTION MK 3   | 2<br>EA          |                      |
| 2                  | J11         | 8340-99-380-6448           | . ROOF AND WALLS SECTION MK 2  | 1<br>EA          |                      |
| 3                  | J11         | 8340-99-120-7745           | . CONTAINER, TENT PIN CONTAINING                                     | 2<br>EA          |                      |
| 4                  | J11         | 8340-99-943-9052           | . . PIN, TENT 18 IN. STEEL   | 6<br>EA          |                      |
| 5                  | J11         | 8340-99-132-0028           | . . PIN, TENT 300 MM STEEL   | 24<br>EA         |                      |
| 6                  | J11         | 8340-99-499-9176           | . BAG, TENT FRAME BRACKETS<br>CONTAINING                             | 1<br>EA          |                      |
| 7                  | J11         | 8340-99-120-6726           | . . RIDGE AND EAVES, BRACKET   | 9<br>EA          |                      |
| 8                  | J11         | 8340-99-120-6727           | . . BASE, BRACKET  | 6<br>EA          |                      |
| 9                  | J11         | 8340-99-488-6307           | . BAG, TENT FRAME POLES CONTAINING                                   | 1<br>EA          |                      |
| 10                 | J11         | 8340-99-120-6725           | . . UNIVERSAL MEMBER   | 22<br>EA         |                      |



Fig 1 sheet 2 Tent, Shelter, General Purpose 3.6 m X 3.6 m (12 ft X 12 ft) Mk 2

| Fig. No<br>Item No | DMC<br>NSCM | Army<br>NSN<br>Part Number | Item Description and<br>Annotations  | No Off<br>D of Q | Quantity<br>on Issue |
|--------------------|-------------|----------------------------|--------------------------------------|------------------|----------------------|
| 1                  | 11          | J11 8340-99-270-7535       | . END GUY, QUICK RELEASE             | 2<br>EA          |                      |
|                    | 12          | J11 8340-99-477-1544       | . OVERSTRAP                          | 1<br>EA          |                      |
|                    | 13          | J11 8340-99-212-1648       | . VALISE, TENT                       | 1<br>EA          |                      |
|                    | 14          | J11 8340-99-488-6065       | . GOUNDSHEET 12 FT X 12 FT           | 1<br>EA          |                      |
|                    | 15          | J11 8340-99-865-3035       | . TENSIONER, LINER AND<br>GOUNDSHEET | 20<br>EA         |                      |
|                    | 16          | F1 8340-99-892-4503        | . STRAP, BASE RESTRAINT              | 3<br>EA          |                      |
|                    | 17          | J11 5120-99-910-4703       | . HAMMER, HAND                       | 1<br>EA          |                      |





CHAPTER 2-2

COMPLETE EQUIPMENT SCHEDULE

INSULATION PACK

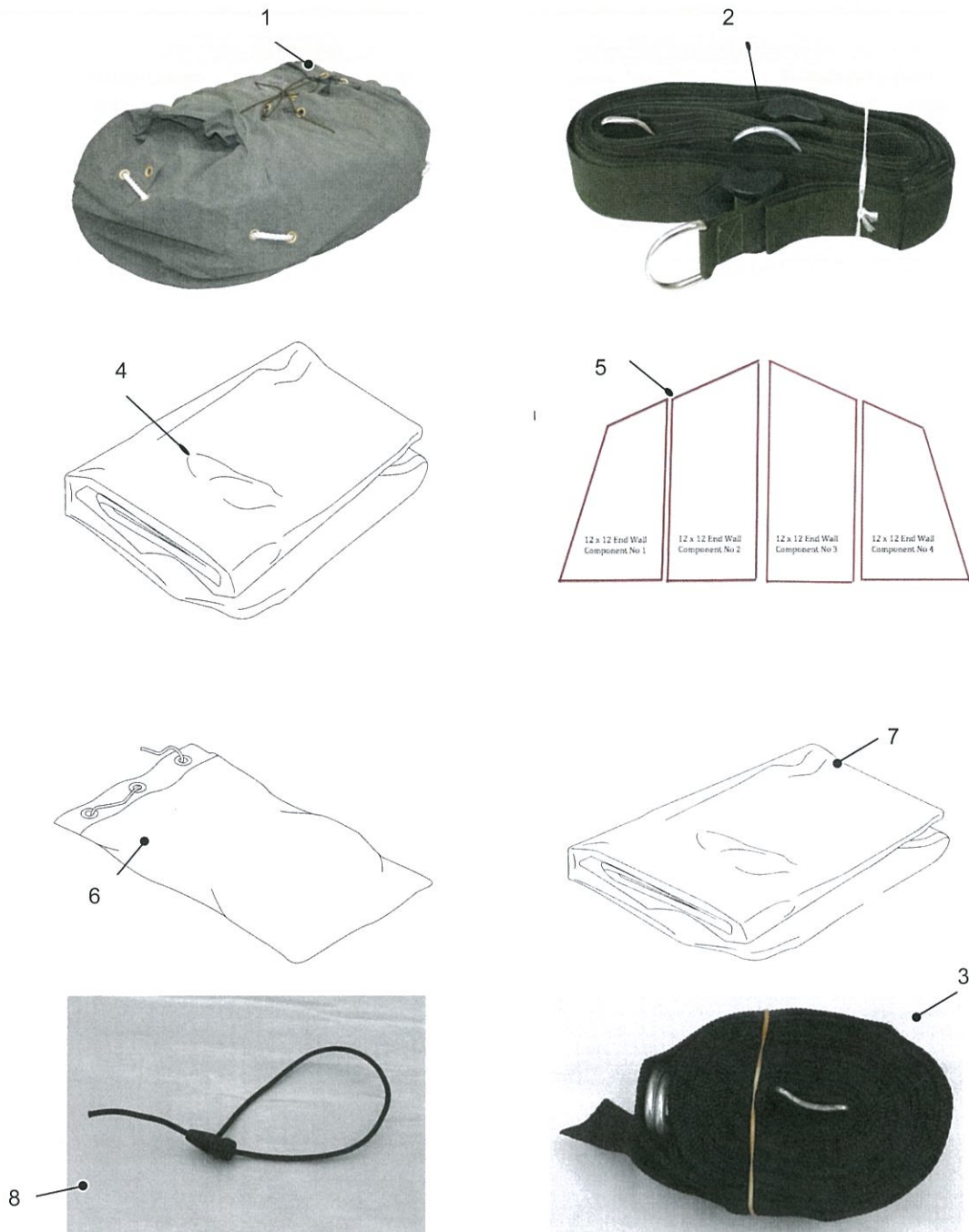


Fig 2 sheet 1 Tent, Insulation General Purpose 3.6 m X 3.6 m (12 ft X 12 ft) Mk 2

IPC

| Fig. No<br>Item No | Army        |                      | Item Description and<br>Annotations                     | No Off<br>D of Q | Quantity<br>on Issue |
|--------------------|-------------|----------------------|---|------------------|----------------------|
|                    | DMC<br>NSCM | NSN<br>Part Number   |   |                  |                      |
| 2                  | 0           | J11 8340-99-665-4099 | INSULATION PACK   | REF              |                      |
|                    | 1           | J11 8105-99-216-3569 | BAG TRANSIT & STORAGE INSULATION                        | 2<br>EA          |                      |
|                    | 2           | J11 8340-99-988-3214 | STRAP, ADJUSTABLE ROOF RESTRAINT                        | 2<br>EA          |                      |
|                    | 3           | J11 8340-99-839-8723 | STRAP, ADJUSTABLE, INSULATION<br>SUPPORT                | 2<br>EA          |                      |
|                    | 4           | J11 8340-99-490-5313 | INSULATION PANEL, ROOF                                  | 1<br>EA          |                      |
|                    | 5           | J11 8340-99-839-8711 | INSULATION PANEL, END WALL MK 3                         | 2<br>EA          |                      |
|                    | 5           | J11 8340-99-742-5642 | COMPONENT No1, INSULATION PANEL,<br>END WALL MK 3       | 2<br>EA          |                      |
|                    | 5           | J11 8340-99-216-2897 | COMPONENT No2, INSULATION PANEL,<br>END WALL MK 3       | 2<br>EA          |                      |
|                    | 5           | J11 8340-99-861-9778 | COMPONENT No3, INSULATION PANEL,<br>END WALL MK 3       | 2<br>EA          |                      |
|                    | 5           | J11 8340-99-153-6619 | COMPONENT No4, INSULATION PANEL,<br>END WALL MK 3       | 2<br>EA          |                      |
|                    | 6           | J11 8305-99-474-7838 | BAG, TRANSIT & STORAGE STRAP SET<br>gs SHELTER VARIOUS  | 1<br>EA          |                      |
|                    |             | J11 8340-99-668-8988 | INSULATION PANEL, SIDE WALL                             | 2<br>EA          |                      |
|                    | 7           | J11 8340-99-985-9678 | COMPONENT No 1 INSULATION PANEL,<br>SIDE WALL MK 3      | 8<br>EA          |                      |
|                    |             | J11 8340-99-398-7468 | COMPONENT No 2 HVAC INSULATION<br>PANEL, SIDE WALL MK 3 | 2<br>EA          |                      |
|                    | 8           | J11 4020-99-908-8176 | TENSIONER,  | 110<br>EA        |                      |



**CHAPTER 3**

**INDEXES**

**CONTENTS**

Para

- 1 Introduction

Chapter

- 3-1 Index of NATO stock numbers to chapter, figure and item numbers
- 3-2 Index of manufacturers' part/drawing numbers to chapter, figure and item numbers
- 3-3 Not issued
- 3-4 Not issued

**INTRODUCTION**

- 1 This Chapter identifies the indexes provided in support to the main parts list.



CHAPTER 3-1

INDEX OF NATO STOCK NUMBERS  
TO  
CHAPTER, FIGURE AND ITEM NUMBERS

CONTENTS

|                   | Page |
|-------------------|------|
| Index pages ..... | 3/4  |





**INDEX OF NATO STOCK NUMBERS  
TO  
CHAPTER, FIGURE AND ITEM NUMBERS**

| NATO STOCK NUMBER | CHAPTER<br>2-<br>SUB-CHAP | FIG<br>&<br>ITEM | NATO STOCK NUMBER | CHAPTER<br>2-<br>SUB-CHAP | FIG<br>&<br>ITEM |
|-------------------|---------------------------|------------------|-------------------|---------------------------|------------------|
| 8340-99-984-7785  | 2-1                       | 1-0              |                   |                           |                  |
| 8340-99-147-7465  | 2-1                       | 1-1              |                   |                           |                  |
| 8340-99-380-6448  | 2-1                       | 1-2              |                   |                           |                  |
| 8340-99-120-7745  | 2-1                       | 1-3              |                   |                           |                  |
| 8340-99-499-9176  | 2-1                       | 1-6              |                   |                           |                  |
| 8340-99-488-6307  | 2-1                       | 1-9              |                   |                           |                  |
| 8340-99-270-7535  | 2-1                       | 1-11             |                   |                           |                  |
| 8340-99-477-1544  | 2-1                       | 1-12             |                   |                           |                  |
| 8340-99-212-1648  | 2-1                       | 1-13             |                   |                           |                  |
| 8340-99-488-6065  | 2-1                       | 1-14             |                   |                           |                  |
| 8340-99-555-0202  | 2-1                       | 1-15             |                   |                           |                  |
| 8340-99-865-3035  | 2-1                       | 1-16             |                   |                           |                  |
| 8340-99-892-4503  | 2-1                       | 1-17             |                   |                           |                  |
| 5120-99-910-4703  | 2-1                       | 1-18             |                   |                           |                  |
| 8340-99-943-9052  | 2-1                       | 1-4              |                   |                           |                  |
| 8340-99-132-0028  | 2-1                       | 1-5              |                   |                           |                  |
| 8340-99-120-6725  | 2-1                       | 1-10             |                   |                           |                  |
| 8340-99-120-6726  | 2-1                       | 1-7              |                   |                           |                  |
| 8340-99-120-6727  | 2-1                       | 1-8              |                   |                           |                  |
| 8340-99-665-4099  | 2-2                       | 2                |                   |                           |                  |
| 8105-99-216-3569  | 2-2                       | 2-1              |                   |                           |                  |
| 8340-99-839-8723  | 2-2                       | 2                |                   |                           |                  |
| 8340-99-988-3214  | 2-2                       | 2-2              |                   |                           |                  |
| 8340-99-839-8723  | 2-2                       | 2-3              |                   |                           |                  |
| 8340-99-490-5313  | 2-2                       | 2-4              |                   |                           |                  |
| 8340-99-839-8711  | 2-2                       | 2-5              |                   |                           |                  |
| 8340-99-742-5642  | 2-2                       | 2-5              |                   |                           |                  |
| 8340-99-216-2897  | 2-2                       | 2-5              |                   |                           |                  |
| 8340-99-861-9778  | 2-2                       | 2-5              |                   |                           |                  |
| 8340-99-153-6619  | 2-2                       | 2-5              |                   |                           |                  |
| 8305-99-474-7838  | 2-2                       | 2-6              |                   |                           |                  |
| 8340-99-668-8988  | 2-2                       | 2                |                   |                           |                  |
| 8340-99-985-9678  | 2-2                       | 2-7              |                   |                           |                  |
| 8340-99-398-7468  | 2-2                       | 2                |                   |                           |                  |
| 4020-99-908-8176  | 2-2                       | 2-8              |                   |                           |                  |



CHAPTER 3-2

INDEX OF MANUFACTURERS' PART/DRAWING NUMBERS

TO

CHAPTER, FIGURE AND ITEM NUMBERS

CONTENTS

|                   | Page |
|-------------------|------|
| Index pages ..... | 3/4  |



INDEX OF MANUFACTURERS' PART/DRAWING NUMBERS  
TO  
CHAPTER, FIGURE AND ITEM NUMBERS

| MANUFACTURERS<br>PART OR DWG<br>NUMBERS | CHAPTER<br>2-<br>SUB-CHAP | FIG<br>&<br>ITEM | MANUFACTURERS<br>PART OR DWG<br>NUMBERS | CHAPTER<br>2-<br>SUB-CHAP | FIG<br>&<br>ITEM |
|---|---------------------------|------------------|---|---------------------------|------------------|
|   |                           |                  |   |                           |                  |



**COMMENT(S) ON AESP\***

To: Camp Systems  
 [Redacted]  
 Defence Equipment and Support  
 [Redacted]  
 [Redacted]

From: .....

|   |                             |             |
|---|-----------------------------|-------------|
| <b>Senders Reference</b>  | <b>BIN Number</b>           | <b>Date</b> |
|   |                             |             |
| <b>AESP* Title: COMPLETE EQUIPMENT SCHEDULE, SERVICE EDITION (SIMPLE EQUIPMENT)</b>                                       |                             |             |
| <b>Chapter(s)/Instruction</b>   | <b>Page(s)/Paragraph(s)</b> |             |
|   |                             |             |
| If you require more space please use the reverse of this form or a separate piece of paper.<br><b>Comment(s):</b><br><br> |                             |             |

Signed: ..... Telephone No: .....

Name (Capitals): ..... Rank/Grade: ..... Date: .....

✂ .....

**FOR AESP\* SPONSOR USE ONLY**

To: .....

From: .....

Thank you for commenting on AESP 8340-C-113-741

Your reference: ..... Date: .....

| <b>Action is being taken to:</b>            | <b>Tick</b> | <b>Tick</b>         |
|---|-------------|---------------------|
| Issue a revised/amended AESP*               |             | Under investigation |
| Incorporate comment(s) in future amendments |             | No action required  |
| <b>Remarks</b><br><br>                      |             |                     |

Signed: ..... Telephone No: .....

Name (Capitals): ..... Rank/Grade: ..... Date: .....

\* AESP or EMER







**CONDITIONS OF RELEASE**

- 1 This information is released by the UK Government for Defence purposes only.
- 2 This information must be afforded the same degree of protection as that afforded to information of an equivalent security marking originated by the recipient Government or as required by the recipient Government's National Security regulations.
- 3 This information may be disclosed only within the Defence Department of the recipient Government, except as otherwise authorised by the Ministry of Defence (Army).
- 4 This information may be subject to privately owned rights.

**SHELTER, OPERATIONAL FIELD  
CATERING SYSTEM (OFCS)  
3.6 M X 3.6 M (12 FT X 12 FT)**

**NSN 8340-99-147-7464**

**COMPLETE EQUIPMENT SCHEDULE, SERVICE  
EDITION (SIMPLE EQUIPMENT)**

~~THIS DOCUMENT IS THE PROPERTY OF HER BRITANNIC MAJESTY'S GOVERNMENT, and is issued for the information of such persons only as need to know its contents in the course of their official duties. Any person finding this document should hand it to a British forces unit or to a police station for its safe return to the MINISTRY OF DEFENCE, D Def Sy, MAIN BUILDING, WHITEHALL, LONDON SW1A 2HB, with particulars of how and where found. THE UNAUTHORISED RETENTION OR DESTRUCTION OF THIS DOCUMENT MAY BE AN OFFENCE UNDER THE OFFICIAL SECRETS ACTS OF 1911-1989. (When released to persons outside Government service, this document is issued on a personal basis and the recipient to whom it may be entrusted in confidence, within the provisions of the Official Secrets Acts 1911-1989, is personally responsible for its safe custody and for seeing that its contents are disclosed only to authorized persons).~~

Sponsored for use

in the

**UNITED KINGDOM MINISTRY OF DEFENCE AND ARMED FORCES**

by the

**DEFENCE EQUIPMENT AND SUPPORT ORGANISATION**



AMENDMENT RECORD

| Amdt No | Incorporated By (Signature) | Date |
|---------|-----------------------------|------|
| 1       |                             |      |
| 2       |                             |      |
| 3       |                             |      |
| 4       |                             |      |
| 5       |                             |      |
| 6       |                             |      |
| 7       |                             |      |
| 8       |                             |      |
| 9       |                             |      |
| 10      |                             |      |
| 11      |                             |      |
| 12      |                             |      |
| 13      |                             |      |
| 14      |                             |      |
| 15      |                             |      |
| 16      |                             |      |
| 17      |                             |      |
| 18      |                             |      |
| 19      |                             |      |
| 20      |                             |      |
| 21      |                             |      |
| 22      |                             |      |
| 23      |                             |      |
| 24      |                             |      |
| 25      |                             |      |
| 26      |                             |      |
| 27      |                             |      |
| 28      |                             |      |
| 29      |                             |      |
| 30      |                             |      |
| 31      |                             |      |

| Amdt No | Incorporated By (Signature) | Date |
|---------|-----------------------------|------|
| 32      |                             |      |
| 33      |                             |      |
| 34      |                             |      |
| 35      |                             |      |
| 36      |                             |      |
| 37      |                             |      |
| 38      |                             |      |
| 39      |                             |      |
| 40      |                             |      |
| 41      |                             |      |
| 42      |                             |      |
| 43      |                             |      |
| 44      |                             |      |
| 45      |                             |      |
| 46      |                             |      |
| 47      |                             |      |
| 48      |                             |      |
| 49      |                             |      |
| 50      |                             |      |
| 51      |                             |      |
| 52      |                             |      |
| 53      |                             |      |
| 54      |                             |      |
| 55      |                             |      |
| 56      |                             |      |
| 57      |                             |      |
| 58      |                             |      |
| 59      |                             |      |
| 60      |                             |      |
| 61      |                             |      |
| 62      |                             |      |



**CONTENTS**

|   | Page       |
|---|------------|
| <b>PRELIMINARY MATERIAL</b>               |            |
| Front cover (title page) .....            | (i)/(ii)   |
| Amendment record sheet .....              | (iii)/(iv) |
| Contents (this list) .....                | (v)        |
| <b>PREFACE</b> .....                      | (vi)       |
| Introduction .....                        | (vi)       |
| Instructions for use by Units .....       | (vi)       |
| Initial issues .....                      | (vi)       |
| In lieu items .....                       | (vi)       |
| General Notes .....                       | (vii)      |
| Amendments .....                          | (vii)      |
| Indentations .....                        | (vii)      |
| Description .....                         | (vii)      |
| Related and associated publications ..... | (viii)     |
| Related publications .....                | (viii)     |
| Associated publications .....             | (ix)       |
| Abbreviations .....                       | (ix)       |
| Warnings and Cautions .....               | (x)        |
| Comment on AESP .....                     | Final leaf |

**COMPLETE EQUIPMENT SCHEDULE (CES)**

Chapter

- 1 General Information
- 2 Complete Equipment Schedule
- 2-1 Main Items
- 3 Indexes
- 3-1 Index of NATO Stock Numbers to Chapter, Figure and Item Numbers
- 3-2 Index of Manufacturers Part/drawing Numbers to Chapter, Figure and Item Numbers
- 3-3 Not issued
- 3-4 Not issued

**PREFACE**

Sponsor: DEC ELS  
Publication Authority: DE&S  
ECI IPT

**INTRODUCTION**

1 Service users should forward any comments on this publication through the channels prescribed in AESP 0100-P-011-013. An AESP Form 10 is provided at the end of the preliminary pages; it should be photocopied and used for forwarding comments on this AESP.

2 AESPs are issued under Defence Council authority and where AESPs specify action to be taken, the AESP will of itself be sufficient authority for such action and also for the demanding of the necessary stores, subject to the provisions of Para 3 below.

3 The subject matter of this publication may be affected by Defence Instruction Notices (DINs), Standing Operating Procedures (SOPs) or by local regulations. When any such Instruction, Order or Regulation contradicts any portion of this publication it is to be taken as the overriding authority.

4 The subject matter of this publication details information specific to Tent, Shelter, Command Post 2.7 M x 2.7 M (9 FT x 9 FT) MK 3.

5 This Complete Equipment Schedule (CES) is designed as an aid to the identification of components, parts or assemblies of parts of the equipment and to provide information necessary for demanding spares.

6 This CES may list some or all of the parts comprising the equipment concerned, but only those parts assigned a NATO Stock Number, Service Catalogue or Reference Number will normally be available as spares. Should there be a requirement for an item not assigned a number, demands may be submitted quoting the AESP, Item Number, Figure Reference and Item Name. Where a manufacturers reference is known, this should also be quoted.

**Instructions for use by Units**

7 Detailed instructions for use by Units are given in JSP336.

**Initial issues**

8 Initial issues as detailed below:

8.1 One copy of the CES will be attached to the Unit's copy of the issue voucher and one further copy to accompany every equipment.

8.2 Deficiencies (if any) will be enfaced on the covering issue voucher by reference to the Serial Number of the items listed in the simple CES.

8.3 'To follow' vouchers will not be created.

8.4 All items listed in the CES can be issued separately. If any listed herein becomes unserviceable it should be extracted and exchanged and the equipment retained pending receipt. Transfers between equipment holders should normally be complete to CES.

**In lieu items**

9 Authorised 'In lieu' items held against this CES will not be replaced until such time as they are no longer serviceable. When replacement becomes necessary the correct item, as listed in the CES, will be demanded.

### General Notes

10 Certain items may be annotated as follows:

10.1 (C) – This code indicates the Accounting Classification of the item. C (Consumable) items are formally receipted and issued for consumption.

10.2 (X) – ESSENTIAL ITEMS without which the RLC will not issue the equipment.

10.3 (P) – This code indicates the Accounting Classification of the item. P (Permanent) are subject to formal condemnation action (AFG1043).

10.4 (NI) – (Not illustrated) when appearing with a number in the 'Fig Item' column indicates that the item is not illustrated.

10.5 (NIV) – (Not in Vocabulary) indicates that the item is not available within the Stores System.

### Amendments

11 Amendments to the catalogue will be published as and when necessary. The amendments will be numbered consecutively, and the Amendment record sheet is to be completed for each amendment list embodied. New or amended material will be highlighted by side lining to show the extent of the amendment.

### Indentations

12 Items are listed in a logical assembly/disassembly order and are indented by the 'Dot System' in which each 'dot' depicts the relationship of the item to the main assembly.

#### MAIN ASSEMBLY

Attaching parts for main assembly.

- . FIRST LEVEL OF BREAKDOWN (Sub-assembly or part of main assembly)
- . Attaching parts for first level.

- . . SECOND LEVEL OF BREAKDOWN (Sub-sub-assembly or detail part of Sub-assembly)
- . . Attaching parts for second level.

### Description

13 The item Description and Annotation Block is also to convey additional information to the CES user, which will appear in brackets i.e. related location detail, e.g. another AESP or Chapter/Item within this AESP.

**RELATED AND ASSOCIATED PUBLICATIONS****Related publications**

14 The octad for the subject equipment consists of all the categories shown in Table 1. All references are prefixed with the first eight digits of this publication. The availability of the publications can be checked by reference to the relevant Group Index in AESP 0100-A-001-013.

**TABLE 1 RELATED PUBLICATIONS**

| Category/Sub-Category |   | Information Level  |                          |                           |                          |   |
|-----------------------|---|--|--------------------------|---------------------------|--------------------------|---|
|                       |   | 1<br>User/Operator   | 2<br>Unit<br>Maintenance | 3<br>Field<br>Maintenance | 4<br>Base<br>Maintenance |   |
| 1                     | 0 | Purpose and Planning Information   | 101                      | *                         | *                        | * |
|                       | 1 | Equipment Support Policy Directives  | *                        | *                         | *                        | * |
| 2                     | 0 | Operating Information  | 201                      | *                         | *                        | * |
|                       | 1 | Aide Memoire   | *                        | *                         | *                        | * |
|                       | 2 | Training Aids  | *                        | *                         | *                        | * |
| 3                     |   | Technical Description  | *                        | *                         | *                        | * |
| 4                     | 1 | Installation Instructions  | *                        | *                         | *                        | * |
|                       | 2 | Preparation for Special Environments   | *                        | *                         | *                        | * |
| 5                     | 1 | Failure Diagnosis  | *                        | *                         | *                        | * |
|                       | 2 | Repair Instructions  | 201                      | *                         | *                        | * |
|                       | 3 | Inspection Standards   | *                        | *                         | *                        | * |
|                       | 4 | Calibration Procedures   | *                        | *                         | *                        | * |
| 6                     |   | Maintenance Schedules  | *                        | *                         | *                        | * |
| 7                     | 1 | Illustrated Parts Catalogues   | 711                      | *                         | *                        | * |
|                       | 2 | Commercial Parts Lists   | *                        | *                         | *                        | * |
|                       | 3 | Complete Equipment Schedule, Production  |                          | *                         | *                        | * |
|                       | 4 | Complete Equipment Schedule, Service Edition<br>(Simple Equipment)                 | 741                      | *                         | *                        | * |
|                       | 5 | Complete Equipment Schedule, Service Edition<br>(Complex Equipment)                | *                        | *                         | *                        | * |
| 8                     | 1 | Modification Instructions  | *                        | *                         | *                        | * |
|                       | 2 | General Instructions, Special Technical<br>Instructions and Servicing Instructions | *                        | *                         | *                        | * |
|                       | 3 | Service Engineered Modification Instructions<br>(RAF only)                         | *                        | *                         | *                        | * |

\* Category/Sub-category not published.



**Associated publications**

15 The following publications are associated with this AESP octad.

| <u>Reference</u> | <u>Title</u> |
|------------------|--------------|
| NONE             |              |

**ABBREVIATIONS**

16 The following abbreviations are used in this AESP octad.

| <u>Abbreviation</u> | <u>Nomenclature</u>                |
|---------------------|------------------------------------|
| AESP                | Army Equipment Support Publication |
| CES                 | Complete Equipment Schedule        |
| DIN                 | Defense Instruction Notices        |
| NI                  | Not Illustrated                    |
| NIV                 | Not In Vocabulary                  |
| SOP                 | Standard Operating Procedures      |

## WARNINGS AND CAUTIONS

### HAZARDOUS SUBSTANCES

17 Before using any hazardous substances or material, the user must be conversant with the safety precautions and first aid instructions:

- 17.1 on the label of the container it was supplied in;
- 17.2 on the material Safety Data Sheet;
- 17.3 in local Safety Orders and Regulations.

### WARNING

**PERSONNEL INJURY/HEAVY WEIGHT. MINIMUM PERSONNEL NUMBERS REQUIRED TO LIFT OR MOVE EACH SHELTER SHOULD BE OBSERVED.**

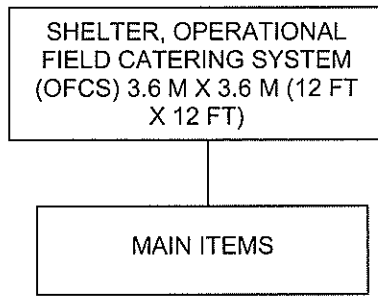
CHAPTER 1

GENERAL INFORMATION

CONTENTS

|                                | Page |
|--------------------------------|------|
| Title Page .....               | 1    |
| Family Tree .....              | 2    |
| Index of Main Assemblies ..... | 3/4  |





Family Tree

INDEX OF MAIN ASSEMBLIES

| Fig. No<br>Item No | DMC<br>NSCM | Army<br>NSN<br>Part Number | Item Description and<br>Annotations   | No Off<br>D of Q | Quantity<br>of Issue |
|--------------------|-------------|----------------------------|---|------------------|----------------------|
| 1                  | J11         | 8340-99-147-7464           | SHELTER, OPERATIONAL FIELD<br>CATERING SYSTEM (OFCS)<br>3.6 M X 3.6 M (12 FT X 12 FT) | 1                |                      |



**CHAPTER 2**

**COMPLETE EQUIPMENT SCHEDULE (CES)**

**CONTENTS**

Chapter

2-1 Main items





**CHAPTER 2-1**

**COMPLETE EQUIPMENT SCHEDULE (CES)**

**MAIN ITEMS**




Fig 1 Shelter, Operational Field Catering System (OFCS) 3.6 M X 3.6 M (12 FT X 12 FT)

CES

| Fig. No<br>Item No | DMC<br>NSCM | Army               |                  | Item Description and<br>Annotations                                     | No Off<br>D of Q | Quantity<br>of Issue |
|--------------------|-------------|--------------------|------------------|---|------------------|----------------------|
|                    |             | NSN<br>Part Number |                  |   |                  |                      |
| 1                  | 0           | J11                | 8340-99-147-7464 | TENT, SHELTER, GENERAL<br>PURPOSE 3.6 m X 3.6 m<br>(12 FT X 12 FT) Mk 2 | REF              |                      |
|                    | 1           | J11                | 8340-99-147-7465 | . END SECTION MK 3  | 2<br>EA          |                      |
|                    | 2           | J11                | 8340-99-147-7466 | . ROOF AND WALLS SECTION MK 2   | 1<br>EA          |                      |
|                    | 3           | J11                | 8340-99-120-7745 | . CONTAINER, TENT PIN CONTAINING  | 2<br>EA          |                      |
|                    | 4           | J11                | 8340-99-943-9052 | . . PIN, TENT 400 MM STEEL  | 6<br>EA          |                      |
|                    | 5           | J11                | 8340-99-132-0028 | . . PIN, TENT 300 MM STEEL  | 24<br>EA         |                      |
|                    | NI          | J11                | 8340-99-943-9052 | . . PIN, TENT 18 IN. STEEL  |                  |                      |
|                    | 7           | J11                | 8340-99-120-6726 | . . RIDGE AND EAVES, BRACKET  | 9<br>EA          |                      |
|                    | 8           | J11                | 8340-99-120-6727 | . . BASE, BRACKET   | 6<br>EA          |                      |
|                    | 9           | J11                | 8340-99-488-6307 | . BAG, TENT FRAME POLES<br>CONTAINING                                   | 1<br>EA          |                      |
|                    | 10          | J11                | 8340-99-120-6725 | . . UNIVERSAL MEMBER  | 22<br>EA         |                      |



Fig 2 Shelter, Operational Field Catering System (OFCS) 3.6 M X 3.6 M (12 FT X 12 FT)

CES

| Fig. No<br>Item No | DMC<br>NSCM | Army               |                  | Item Description and<br>Annotations   | No Off<br>D of Q | Quantity<br>of Issue |
|--------------------|-------------|--------------------|------------------|---------------------------------------|------------------|----------------------|
|                    |             | NSN<br>Part Number |                  |                                       |                  |                      |
| 1                  | 11          | J11                | 8340-99-270-7535 | . END GUY, QUICK RELEASE              | 2<br>EA          |                      |
|                    | 12          | J11                | 8340-99-477-1544 | . OVERSTRAP                           | 1<br>EA          |                      |
|                    | 13          | J11                | 8340-99-212-1648 | . VALISE, TENT                        | 1<br>EA          |                      |
|                    | 14          | J11                | 8340-99-488-6065 | . GROUNDSHEET 12 FT X 12 FT           | 1<br>EA          |                      |
|                    | 15          | J11                | 8340-99-555-0202 | . STRAP ADJUSTABLE, ROOF<br>RESTRAINT | 2<br>EA          |                      |
|                    | 16          | J11                | 8340-99-865-3035 | . TENSIONER, LINER AND<br>GROUNDSHEET | 20<br>EA         |                      |
|                    | 17          | F1                 | 8340-99-892-4503 | . STRAP, BASE RESTRAINT               | 3<br>EA          |                      |
|                    | 18          | J11                | 5120-99-910-4703 | . HAMMER, HAND                        | 1<br>EA          |                      |



**CHAPTER 3**

**INDEXES**

**CONTENTS**

Para

- 1 Introduction

Chapter

- 3-1 Index of NATO stock numbers to chapter, figure and item numbers
- 3-2 Index of manufacturers' part/drawing numbers to chapter, figure and item numbers
- 3-3 Not issued
- 3-4 Not issued

**INTRODUCTION**

- 1 This Chapter identifies the indexes provided in support to the main parts list.





CHAPTER 3-1

INDEX OF NATO STOCK NUMBERS  
TO  
CHAPTER, FIGURE AND ITEM NUMBERS

CONTENTS

|                   | Page |
|-------------------|------|
| Index pages ..... | 3/4  |



**INDEX OF NATO STOCK NUMBERS  
TO  
CHAPTER, FIGURE AND ITEM NUMBERS**

| Nato Stock Number | Chapter | Fig & Item | Nato Stock Number | Chapter | Fig & Item |
|-------------------|---------|------------|-------------------|---------|------------|
| 8340-99-984-7785  | 2-1     | 1-0        |                   |         |            |
| 8340-99-147-7465  | 2-1     | 1-1        |                   |         |            |
| 8340-99-147-7466  | 2-1     | 1-2        |                   |         |            |
| 8340-99-120-7745  | 2-1     | 1-3        |                   |         |            |
| 8340-99-499-9176  | 2-1     | 1-6        |                   |         |            |
| 8340-99-488-6307  | 2-1     | 1-9        |                   |         |            |
| 8340-99-270-7535  | 2-1     | 1-11       |                   |         |            |
| 8340-99-477-1544  | 2-1     | 1-12       |                   |         |            |
| 8340-99-212-1648  | 2-1     | 1-13       |                   |         |            |
| 8340-99-488-6065  | 2-1     | 1-14       |                   |         |            |
| 8340-99-555-0202  | 2-1     | 1-15       |                   |         |            |
| 8340-99-865-3035  | 2-1     | 1-16       |                   |         |            |
| 8340-99-892-4503  | 2-1     | 1-17       |                   |         |            |
| 5120-99-910-4703  | 2-1     | 1-18       |                   |         |            |
| 8340-99-943-9052  | 2-1     | 1-4        |                   |         |            |
| 8340-99-132-0028  | 2-1     | 1-5        |                   |         |            |
| 8340-99-120-6725  | 2-1     | 1-10       |                   |         |            |
| 8340-99-120-6726  | 2-1     | 1-7        |                   |         |            |
| 8340-99-120-6727  | 2-1     | 1-8        |                   |         |            |
| 8340-99-943-9052  | 2-1     | NI         |                   |         |            |



CHAPTER 3-2

INDEX OF MANUFACTURERS' PART/DRAWING NUMBERS

TO

CHAPTER, FIGURE AND ITEM NUMBERS

CONTENTS

|                   | Page |
|-------------------|------|
| Index pages ..... | 3/4  |



**INDEX OF MANUFACTURERS' PART/DRAWING NUMBERS**

**TO**

**CHAPTER, FIGURE AND ITEM NUMBERS**

| <b>Manufacturers<br/>Part or Dwg<br/>Numbers</b> | <b>Chapter</b> | <b>Fig<br/>&amp;<br/>Item</b> | <b>Manufacturers<br/>Part or Dwg<br/>Numbers</b> | <b>Chapter</b> | <b>Fig<br/>&amp;<br/>Item</b> |
|--|----------------|-------------------------------|--|----------------|-------------------------------|
|  |                |                               |  |                |                               |





COMMENT(S) ON AESP\*

To: Camp Systems  
 [Redacted]  
 Defence Equipment and Support  
 [Redacted]  
 [Redacted]

From: .....

|   |                             |             |
|---|-----------------------------|-------------|
| <b>Senders Reference</b>  | <b>BIN Number</b>           | <b>Date</b> |
|   |                             |             |
| <b>AESP* Title: COMPLETE EQUIPMENT SCHEDULE, SERVICE EDITION (SIMPLE EQUIPMENT)</b>   |                             |             |
| <b>Chapter(s)/Instruction</b>   | <b>Page(s)/Paragraph(s)</b> |             |
|   |                             |             |
| If you require more space please use the reverse of this form or a separate piece of paper.<br><b>Comment(s):</b><br><br><br> |                             |             |

Signed: ..... Telephone No: .....  
 Name (Capitals): ..... Rank/Grade: ..... Date: .....  
 ✂ .....

FOR AESP\* SPONSOR USE ONLY

To: ..... From: .....  
 .....  
 .....

Thank you for commenting on AESP 8340-C-116-741

Your reference: ..... Date: .....

|   |                          |                     |                          |
|---|--------------------------|---------------------|--------------------------|
| <b>Action is being taken to:</b>            | <b>Tick</b>              |                     | <b>Tick</b>              |
| Issue a revised/amended AESP*               | <input type="checkbox"/> | Under investigation | <input type="checkbox"/> |
| Incorporate comment(s) in future amendments | <input type="checkbox"/> | No action required  | <input type="checkbox"/> |
| <b>Remarks</b><br><br><br>                  |                          |                     |                          |

Signed: ..... Telephone No: .....  
 Name (Capitals): ..... Rank/Grade: ..... Date: .....  
 \* AESP or EMER

