

Testing and new cases (UK)



Testing

Includes tests carried out and posted out.
Some people are tested more than once.

136,516 tests as of 18 June

7,259,555 tests in total



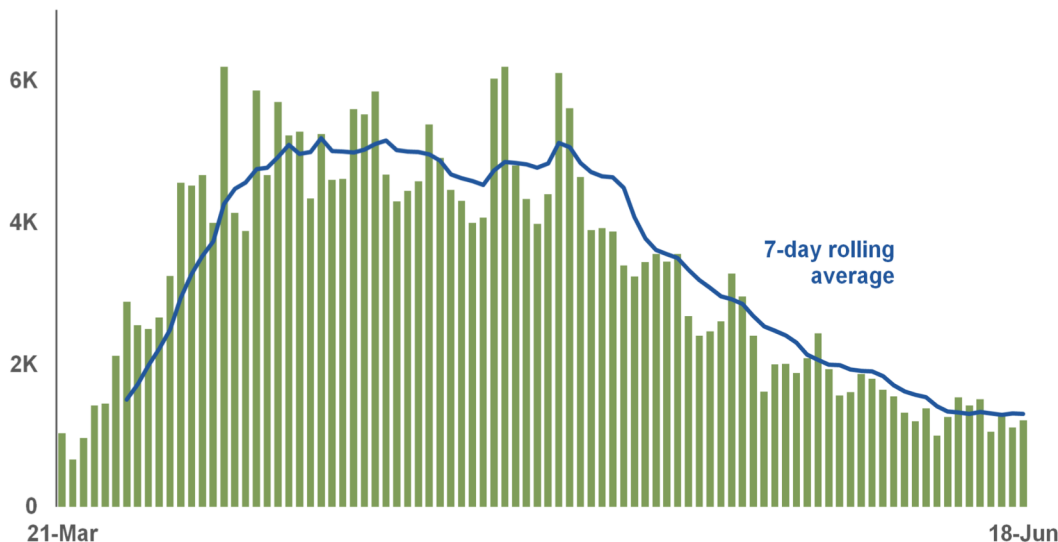
Confirmed cases

Only includes cases tested positive.
There are more cases than confirmed here.

1,218 cases confirmed
as of 18 June

300,469 cases confirmed
in total

New confirmed cases



Estimated average number of people who had COVID-19 (England)

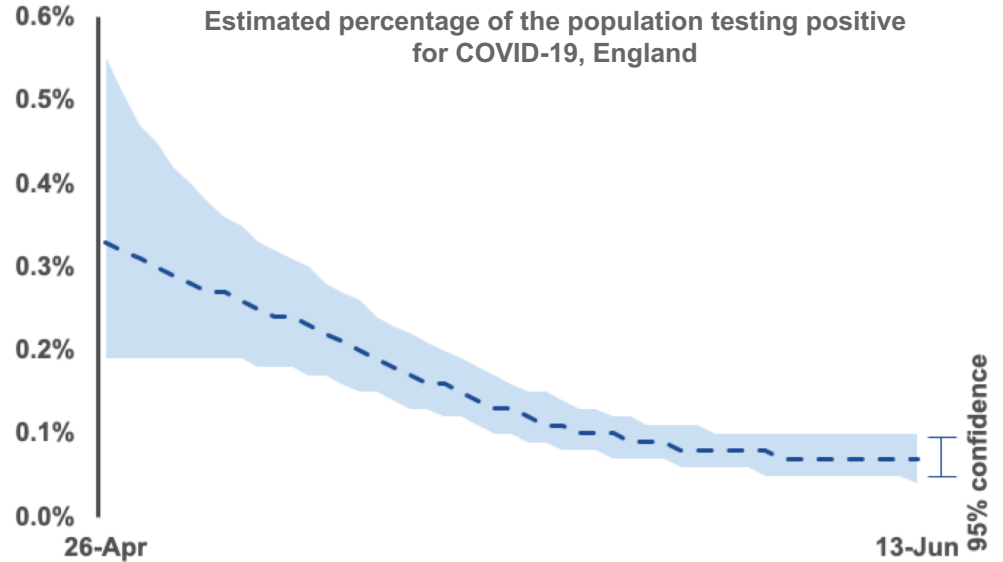
COVID-19 Infection Survey pilot



33,000

Estimated average
number of people with
COVID-19 in the
community
(95% confidence interval:
12,000 to 74,000)

31 May to 13 June



These estimates do not include people in hospital, care homes or other institutional settings

Data from Hospitals



490

Estimated admissions with COVID-19 (England, Wales and Northern Ireland)

on 15 June
Up from 458 on 8 June

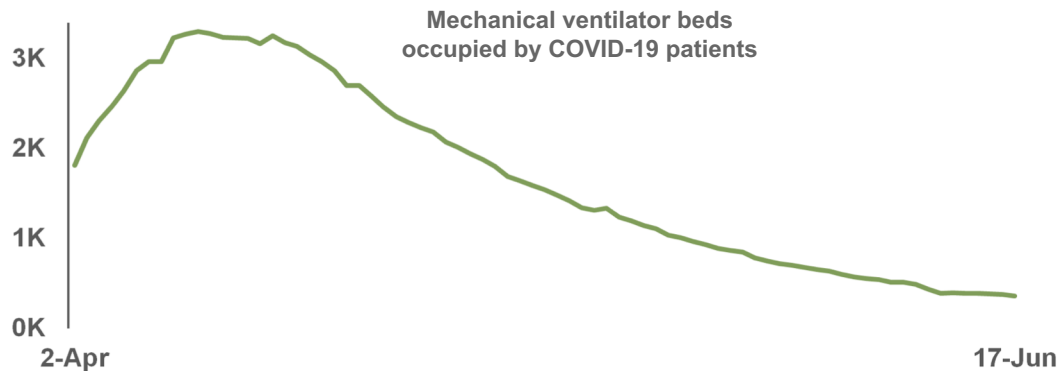
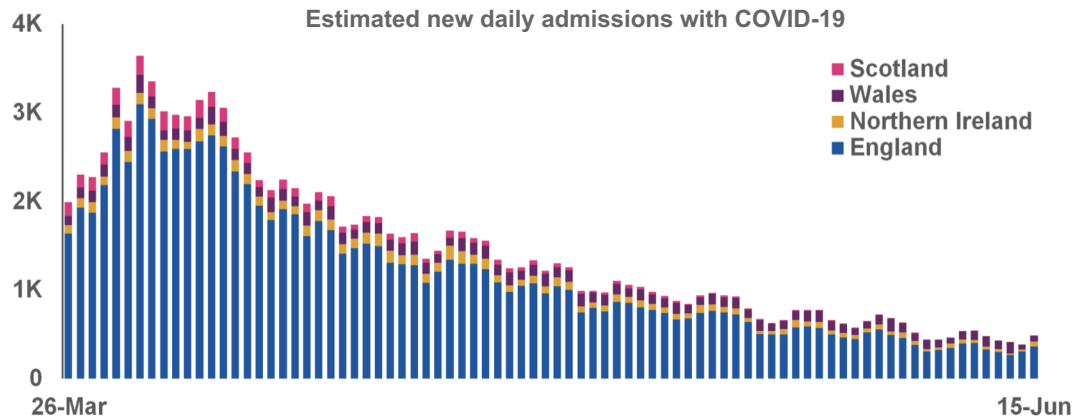


360

Mechanical ventilator beds occupied with COVID-19 patients (UK)

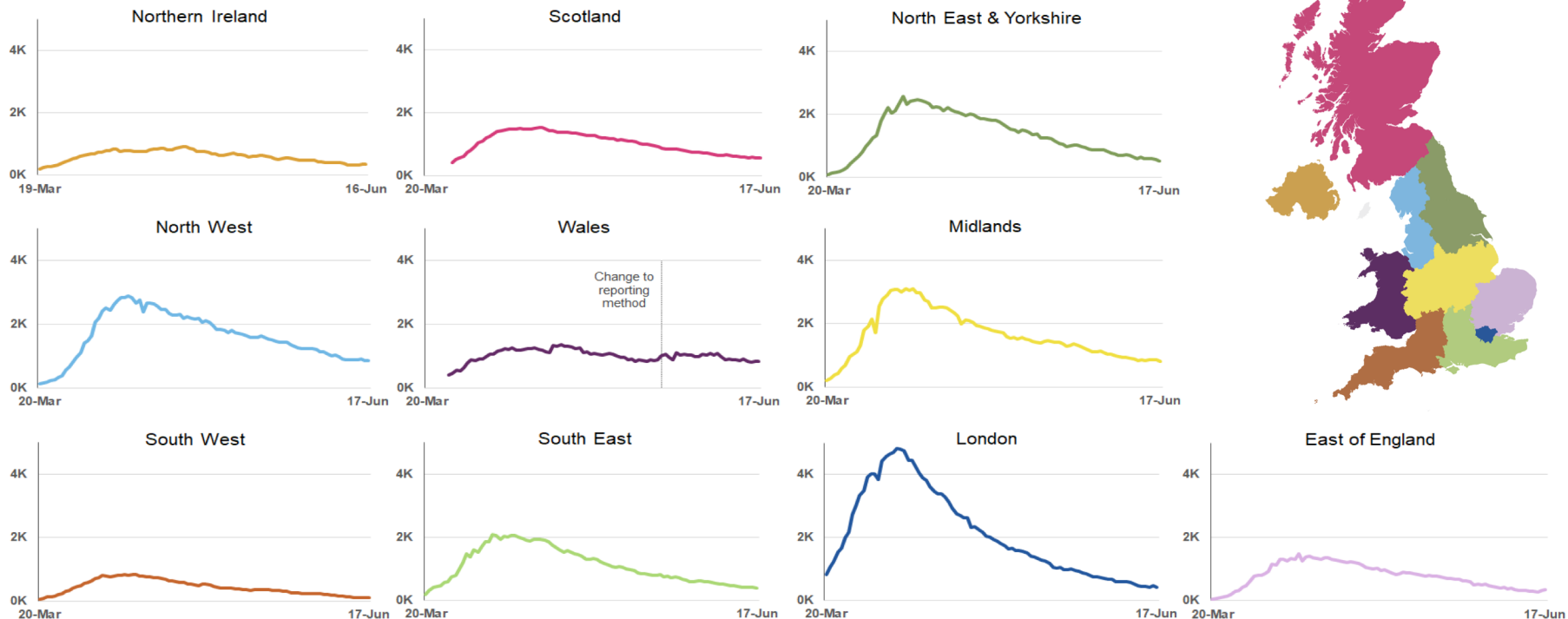
on 17 June
Down from 440 on 10 June

Definitions vary across the devolved administrations.
See statistical notes for more information.



People in Hospital with COVID-19 (UK)

5,193 people are in hospital with COVID-19, down from 5,863 this time last week.



Daily COVID-19 deaths confirmed with a positive test (UK)

The numbers presented here from the Department for Health and Social Care relate to deaths where COVID-19 was confirmed with a positive test.



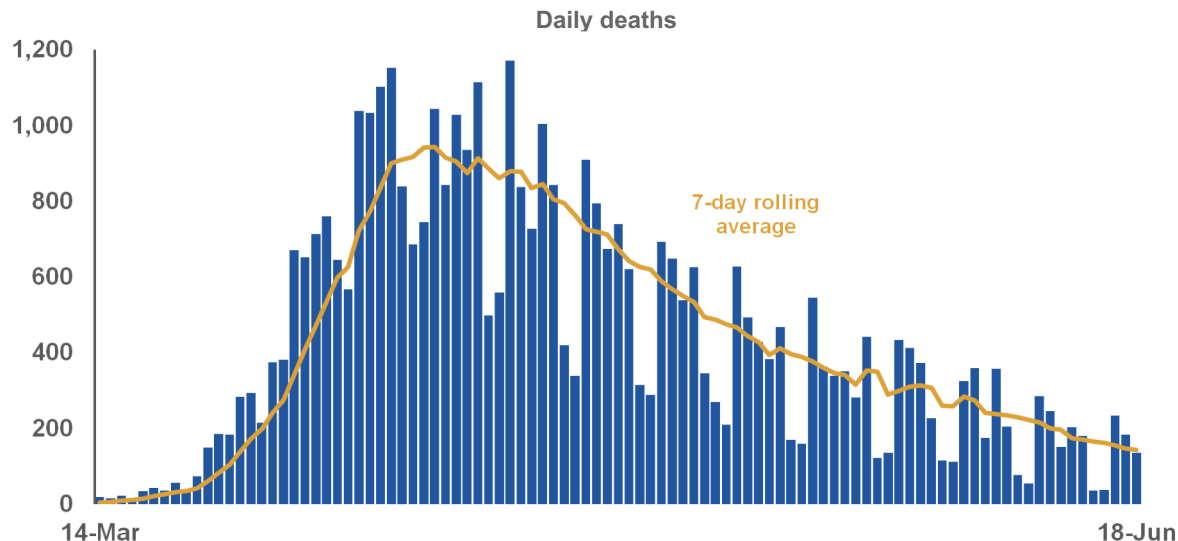
On 18 June DHSC reported

135

Daily COVID-19 deaths confirmed with a positive test

42,288

Total COVID-19 deaths confirmed with a positive test



Weekly registered deaths from the Office for National Statistics include cases where COVID-19 is mentioned on the death certificate but was not confirmed with a test. On 5 June, ONS reported 51,804 cumulative registered deaths from COVID-19. This was 11,543 more than the DHSC figure for the same date.



Contact tracing (England) Up to 10 June 2020



People testing positive for coronavirus who had their case transferred to the contact tracing system

5,949 between 4 and 10 June

14,045 since 28 May when the service began

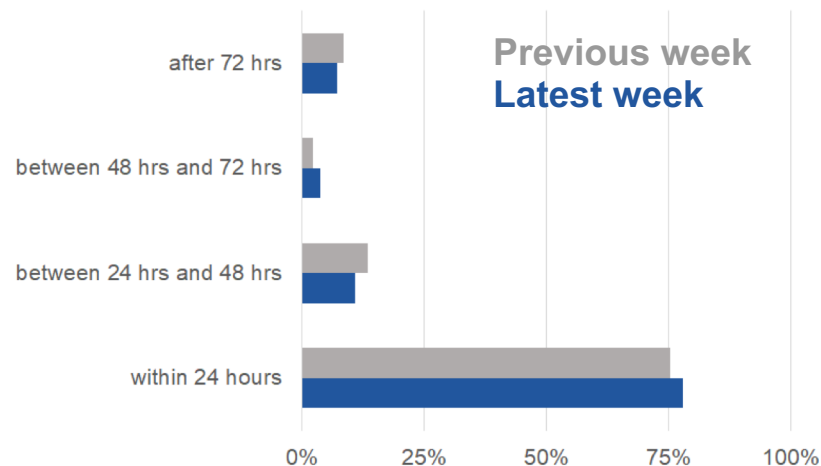


People who were reached and asked to provide contacts

4,366 (73%) between 4 and 10 June

10,192 (73%) since 28 May when the service began

Time taken for people to provide details of recent contacts (non-complex cases)





Contact tracing (England) Up to 10 June 2020



Recent contacts identified through the Test and Trace Service

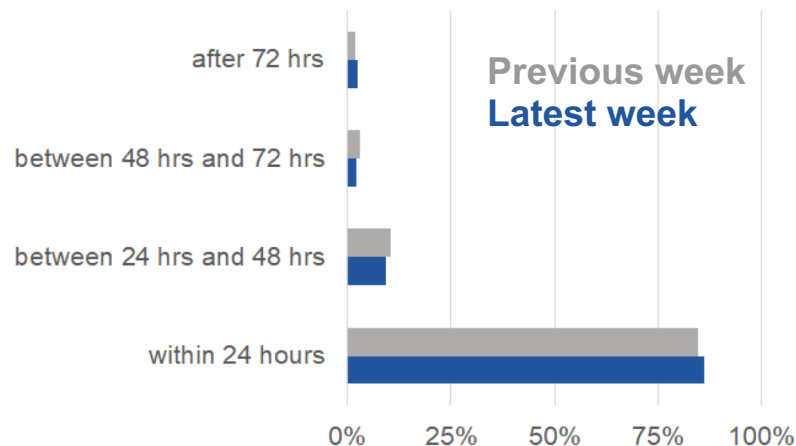
44,895 between 4 and 10 June
96,746 since 28 May when the service began



Contacts reached and asked to self-isolate, all cases

40,690 (91%) between 4 and 10 June
87,639 (91%) since 28 May when the service began

Time taken to advise contacts reached to self-isolate (non-complex cases)



Annex: Statistical notes

Testing and new cases (UK)

Tests: The [number of tests](#) includes; (i) tests processed through our laboratories, and (ii) tests sent to individuals at home or to satellite testing locations. Tests processed through laboratories are counted at the time of processing in the laboratory and not when they are issued to people. Tests sent to individuals at home or to satellite testing locations are counted when tests are dispatched and not at the time of processing in the laboratory. Testing under Pillar 3 has been included from 1 June.

Cases: [Cases](#) are reported when lab tests are completed. This may be a few days after initial testing. Chart date corresponds to the date tests were reported as of the 24 hours before 9am that day. Only includes cases tested positive. There are more cases than confirmed here. There may be a small percentage of cases where the same person has had more than one positive test result for COVID-19.

For more information please see: <https://www.gov.uk/guidance/coronavirus-covid-19-information-for-the-public>

COVID-19 Infection Survey (England): The Office for National Statistics (ONS) is initially conducting a [pilot survey](#) aiming to achieve data from 10,000 households in England. All individuals aged two years and over in sampled households were invited to provide samples for testing. Following completion of the pilot survey, the full survey will expand the size of the sample over the next 12 months and look to cover people across all four UK nations. This study addresses an important clinical priority: finding out how many people across the UK have a COVID-19 infection at a given point in time, or at least test positive for it, either with or without symptoms; how many new cases have occurred in a given time period; and how many people are ever likely to have had the infection. It will also contribute to estimates of the rate of transmission of the infection, often referred to as 'R'. All estimates are subject to uncertainty, given that a sample is only part of the wider population. The 95% confidence intervals are calculated so that, if we were to repeat this study many times, with many different samples of households, then 95% of the time the confidence intervals would contain the true value that we are seeking to estimate. Research partners at the University of Oxford and the University of Manchester use a more complex regression modelling approach to estimate the percentage of the population in England testing positive for the coronavirus since the start of the study (26 April). Therefore the other Infection Survey results cannot be directly compared with these infection estimates.

Data from hospitals

Estimated daily admissions with COVID-19 (UK): England data captures people admitted to hospital who already had a confirmed COVID-19 status at point of admission, and adds those who tested positive in the previous 24 hours whilst in hospital. Inpatients diagnosed with COVID-19 after admission are assumed to have been admitted on the day prior to their diagnosis. England data were revised on 8 June to reflect a methodology change in calculating estimated admissions and has resulted in historical revisions of the full time series. Northern Ireland data includes suspected and confirmed COVID-19 admissions by admission date. Wales data includes confirmed and suspected cases, and is the number of admissions to the hospital in the previous 24 hour period up to 9am. The status of COVID/non-COVID is as at the time of reporting not at time of admission. Data for Scotland provides the profile of admissions into hospital for patients who tested positive for COVID-19 in the 14 days prior to admission to hospital, on the day of their admission or during their stay in hospital. The data are published weekly by Public Health Scotland:

<https://beta.isdscotland.org/find-publications-and-data/population-health/covid-19/covid-19-statistical-report/>

Annex: Statistical notes

Ventilator beds with COVID-19 patients (UK): Reporting on bed capacity has shifted from ventilator bed capacity to the number of ventilator beds occupied with COVID-19 patients. The data shows the overall number of Mechanical Ventilation beds that are occupied by COVID patients, by nation. This measure includes both Nightingale hospitals and Dragon's Heart/Ysbyty Calon y Ddraig field hospital. The trends in these graphs are impacted by both reserved and devolved policies. For Wales mechanical ventilator beds cover invasive ventilated beds in a critical care setting, plus those outside of a critical care environment. Scottish figures include people in ICU with confirmed or suspected COVID-19, and may include a small number of patients who are not on mechanical ventilation. England figures include the number of COVID patients in beds which are capable of delivering mechanical ventilation. Northern Ireland figures include the number of COVID patients in beds which are capable of delivering mechanical ventilation.

People in hospital with COVID-19 (UK)

Community hospitals are included in figures for Wales from 23 April onwards. England and Scottish data includes confirmed cases, Northern Ireland and Welsh data includes confirmed and suspected cases. Due to the way Northern Ireland report, the UK figure is calculated by taking the most recent day for Great Britain plus the previous day for Northern Ireland. National data may not be directly comparable as data about COVID-19 patients in hospitals is collected differently across nations. From 22 May, a change in reporting resulted in some patients in Wales being reclassified as COVID patients. Prior to this date, some COVID positive patients who had been in hospital for 14 days and recovered were reported as non COVID patients. Northern Ireland data were revised on 30 May to reflect a methodology change for calculating the number of COVID inpatients.

Daily COVID-19 deaths confirmed with a positive test (UK)

Figures on [deaths](#) relate to those who have tested positive for COVID-19. The 7-day rolling average (mean) of daily deaths is plotted on the last day of each seven day period. UK deaths are reported when paperwork is filed, rather than time of death. Deaths are reported in the 24 hours up to 5pm on the previous day. On 1 June the deaths data have been revised to include an additional 445 deaths in England from the period 26 April – 31 May. The published daily series has been revised to show when these deaths were reported. For more information please see: <https://www.gov.uk/guidance/coronavirus-covid-19-information-for-the-public>

NHS Test and Trace (England)

Figures on Test and Trace are collected from management information systems at the NHS Test and Trace service. The numbers include contact tracing undertaken online, by local Health Protection Teams and by contact tracing staff. The number of people providing contacts includes people who have tested positive for coronavirus who have provided details of their recent contacts or have been investigated as part of an outbreak. Those that did not provide contacts includes people who the service could not reach, people who were contacted but did not provide information and people whose cases are being managed as part of active outbreak investigations (for example in Care Homes). Contacts are people who have been identified as being in close contact with someone who has tested positive for coronavirus. This includes people identified by local public health protection teams during outbreak investigations. Investigations which are ongoing may not be included. Contacts who have not been reached or agreed to self isolate includes people who the service is unable to reach, situations where there has been no response to reminders and people who have refused to comply with advice to self-isolate. For further information please see: <https://www.gov.uk/government/statistics/nhs-test-and-trace-statistics-england-28-may-to-10-june-2020>

Further information and data

UK - [COVID-19 in the UK](#)

Scottish Government - [COVID-19 daily data for Scotland](#)

Welsh Government - [NHS activity and capacity during the COVID-19 pandemic](#)

Northern Ireland - [COVID-19 statistics](#)