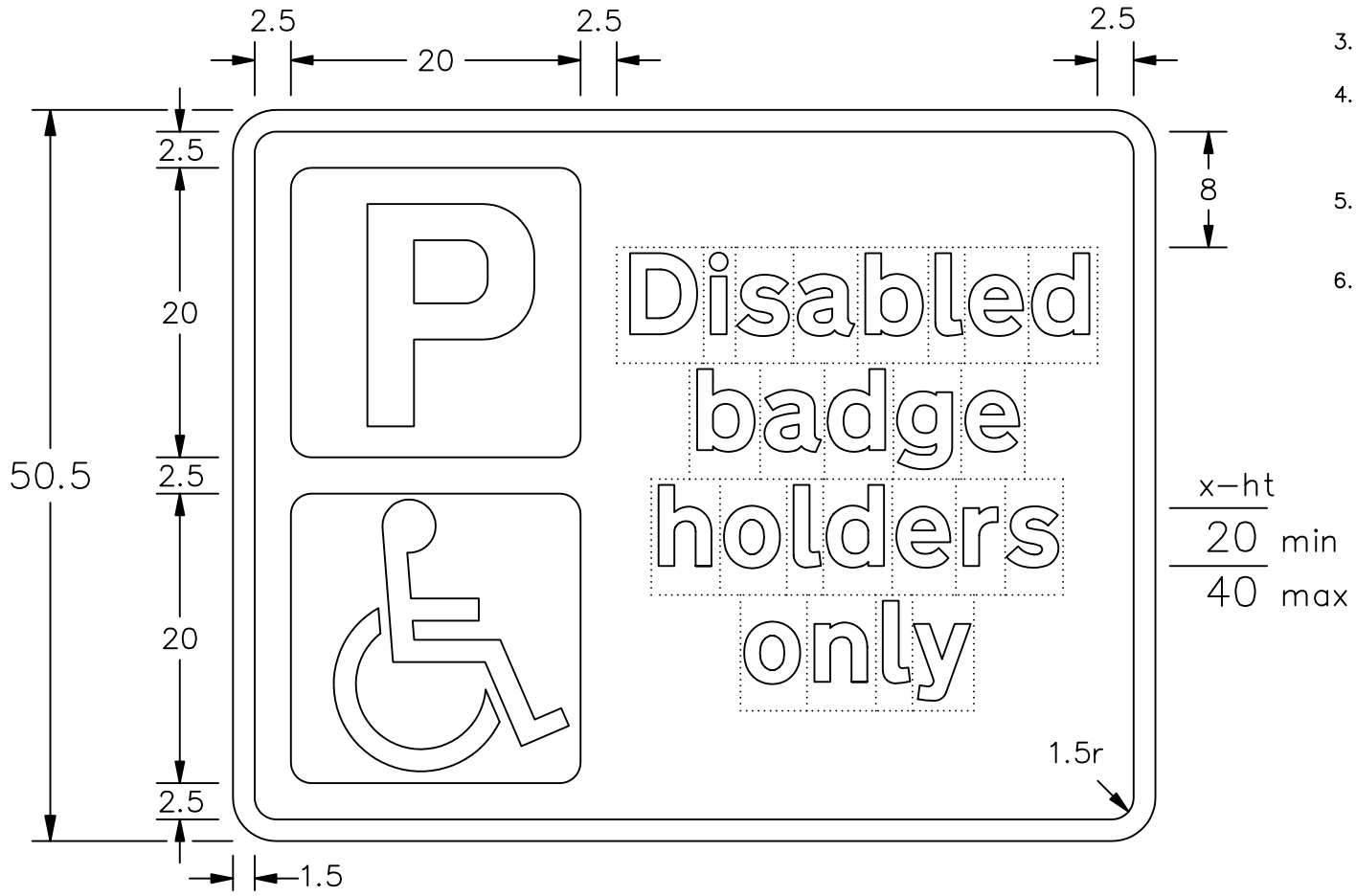


Drawing No.  
**P 661A**  
 Sheet 1 of 2

Related Drawings  
 S 43 & S 45 Sheet 1

© CROWN COPYRIGHT

- NOTES: 1. The legend is from the Transport Heavy alphabet at the x-heights shown.
2. 'P' symbol details are given on drawing S 43 and disabled symbol details on drawing S 45 sheet 1.
3. The tile outlines do not form part of the sign.
4. COLOURS : Legend & Border ----- BLACK  
 Background & Symbols ---- WHITE  
 'P' tile & Disabled tile --- BLUE
5. DIMENSIONS : x-heights are in millimetres, other dimensions are in stroke widths. (4sw = x-height)
6. See sheet 2 for variants.



P661A-1

Before using this drawing, confirm that it has not been superseded.

<b>Department for          Transport</b>	Title:	Regulatory Sign	Issue:	Date:	Drawn by:	Dimensions:	Drawing No.
			A:	10.8.04	L.W.	SEE	P 661A
			B:		Approved by:	NOTE 5	Sheet 1 of 2
			C:		R.M.		


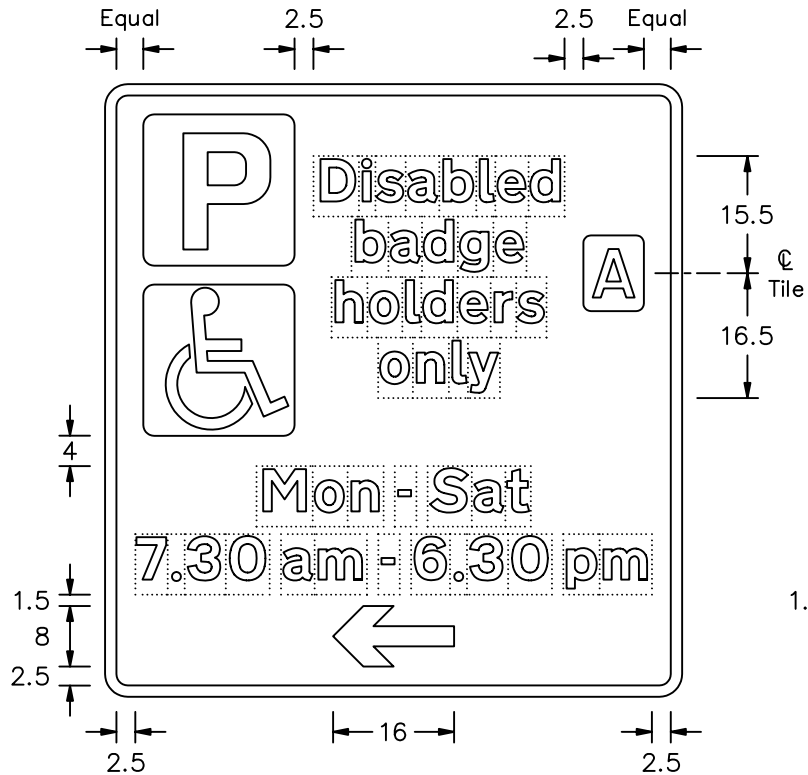
Drawing No.  
**P 661A**  
 Sheet 2 of 2

Related Drawings  
 S 43 & S 45 Sheet 1

Before using this drawing, confirm that it has not been superseded.

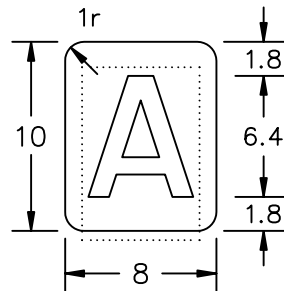
© CROWN COPYRIGHT

- NOTES:
1. The legend is from the Transport Heavy alphabet at the x-heights shown on sheet 1.
  2. 'P' symbol details are given on drawing S 43 and disabled symbol details on drawing S 45 sheet 1.
  3. The tile outlines do not form part of the signs.
  4. COLOURS : Legend, Arrow & Border --- BLACK  
 Background & Symbols ---- WHITE  
 'P' tile & Disabled tile ---- BLUE
  5. DIMENSIONS : x-heights are in millimetres, other dimensions are in stroke widths based on the main sign x-height. (4sw = x-height)
  6. See section 12 in Chapter 7 of the Traffic Signs Manual for further details of time plate design.
  7. See sheet 1 for other dimensions.



TYPICAL CODE IDENTIFIER

NOTE:—  
 The character shown is from the Transport Medium alphabet. The character and the tile may be varied in size and may be in any contrasting colours.



VARIANT SHOWING NAME OF TRAFFIC AUTHORITY

NOTE:—  
 The x-height may be smaller than that for the main legend.

P661A-2

	Title:	Regulatory Signs <b>DISABLED BADGE HOLDERS ONLY</b> (variants)	Issue:	Date:	Drawn by:	Dimensions:	Drawing No.
			A:	10.8.04	L.W.	SEE NOTE 5	<b>P 661A</b> Sheet 2 of 2
			B:		Approved by:		
			C:		R.M.		