

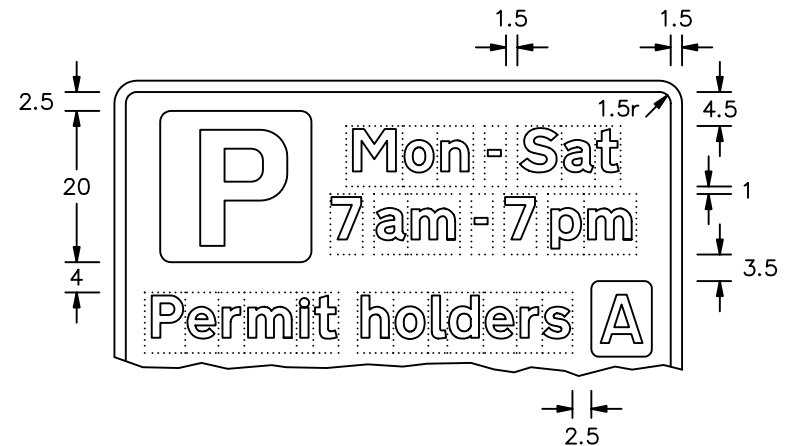
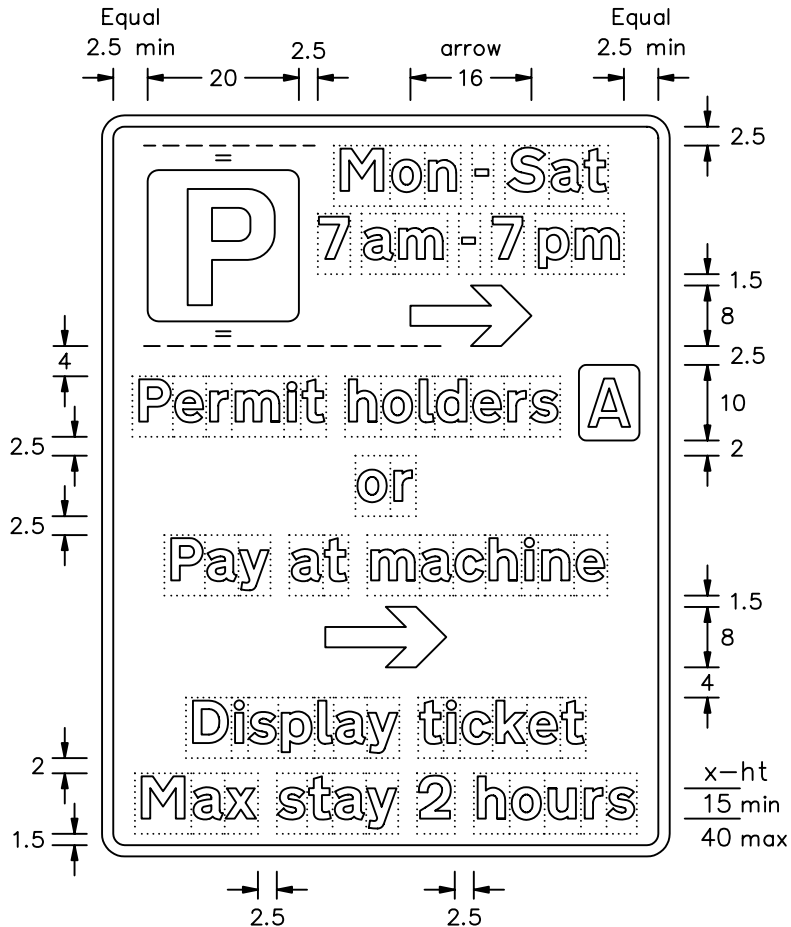
Drawing No.
P 660.7
 Sheet 1 of 5

Related Drawings
 S 43 & P 660.3

Before using this drawing, confirm that it has not been superseded.

© CROWN COPYRIGHT

- NOTES: 1. The legend is from the Transport Heavy alphabet at the x-heights shown. The permit code character, as shown, is from the Transport Medium alphabet.
2. The tile outlines do not form part of the signs.
3. Details of the 'P' symbol are given on drawing S 43 and permit codes on drawing P 660.3.
4. COLOURS : Background ----- WHITE
 Legend, Arrows & Border ---- BLACK
 'P' symbol ----- WHITE
 'P' tile ----- BLUE
- The permit code character and tile may be in any contrasting colours.
5. DIMENSIONS : x-heights are in millimetres, other dimensions are in stroke widths. (4sw = x-height)
6. For other designs see sheets 2 to 5. See section 12 in Chapter 7 of the Traffic Signs Manual for further details of time plate design.



P660x7-1

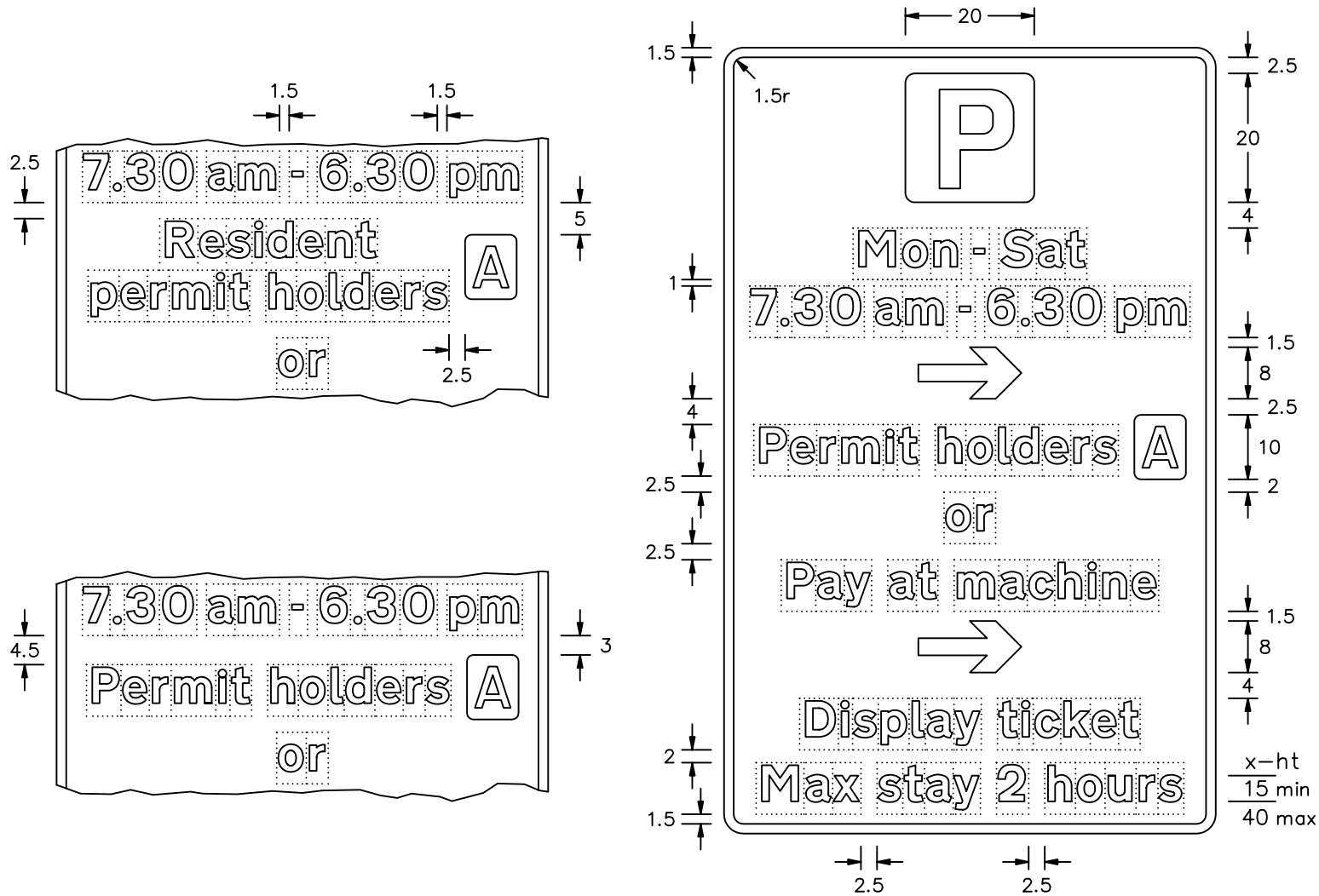
| | | | | | | | |
|-------------------------------------|--------|--|--------|---------|--------------|-------------|--------------|
| Department for Transport | Title: | Regulatory Signs | Issue: | Date: | Drawn by: | Dimensions: | Drawing No. |
| | | SHARED USE PARKING WITH PAID LIMITED WAITING | A: | 20.4.05 | L.W. | SEE NOTE 5 | P 660.7 |
| | | | B: | | Approved by: | | Sheet 1 of 5 |
| | | | C: | | R.M. | | |
| | | | | | | | |

Drawing No.
P 660.7
Sheet 2 of 5

Related Drawings
S 43 & P 660.3

Before using this drawing, confirm that it has not been superseded.

© CROWN COPYRIGHT



NOTES: 1. The legend is from the Transport Heavy alphabet at the x-heights shown. The permit code character, as shown, is from the Transport Medium alphabet.

2. The tile outlines do not form part of the signs.
3. Details of the 'P' symbol are given on drawing S 43 and permit codes on drawing P 660.3.

4. COLOURS:—
Background ----- WHITE
Legend & Border ---- BLACK
Arrows ----- BLACK
'P' symbol ----- WHITE
'P' tile ----- BLUE

The permit code character and tile may be in any contrasting colours.

5. DIMENSIONS : x-heights are in millimetres, other dimensions are in stroke widths. (4sw = x-height)

6. See sheet 1 for other dimensions. For other designs see sheets 1, 3, 4 and 5. See section 12 in Chapter 7 of the Traffic Signs Manual for further details of time plate design.

x-ht
15 min
40 max

P660x7-2

| | | | | | | | |
|---|---|------------------|--------|---------|--------------|---------------|-------------------------|
| <p><i>Department for</i> Transport</p> | Title: | Regulatory Signs | Issue: | Date: | Drawn by: | Dimensions: | Drawing No. |
| | <p>SHARED USE PARKING WITH PAID LIMITED WAITING</p> | | A: | 20.4.05 | L.W. | SEE NOTE 5 | P 660.7 Sheet 2 of 5 |
| | | | B: | | Approved by: | | |
| | | | C: | | R.M. | | |

Drawing No.
P 660.7
Sheet 3 of 5

Related Drawings
S 43 & P 660.3

Before using this drawing, confirm that it has not been superseded.

© CROWN COPYRIGHT

NOTES: 1. The legend is from the Transport Heavy alphabet at the x-heights shown. The permit code character, as shown, is from the Transport Medium alphabet.

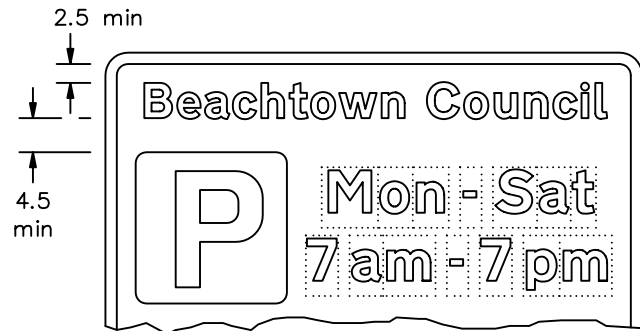
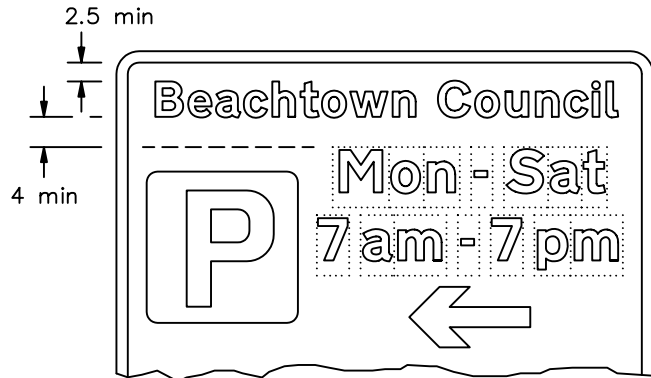
2. The tile outlines do not form part of the signs.
3. Details of the 'P' symbol are given on drawing S 43 and permit codes on drawing P 660.3.

4. COLOURS:—
Background ----- WHITE
Legend & Border --- BLACK
Arrows ----- BLACK
'P' symbol ----- WHITE
'P' tile ----- BLUE

The permit code character and tile may be in any contrasting colours.

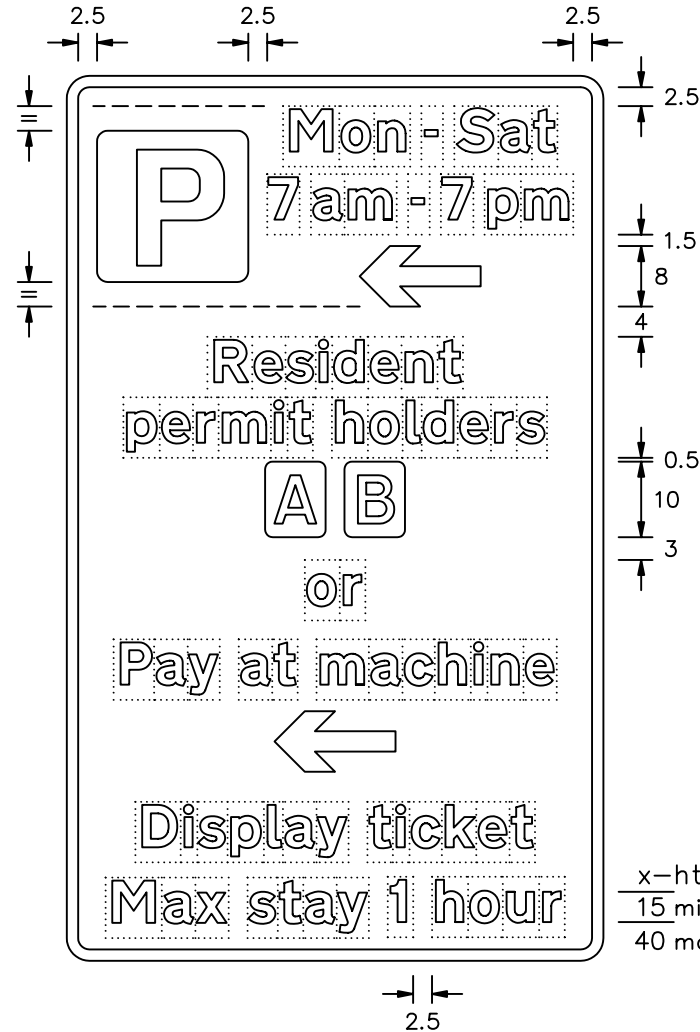
5. DIMENSIONS : x-heights are in millimetres, other dimensions are in stroke widths. (4sw = x-height)

6. See sheet 1 for other dimensions. For other designs see sheets 1, 2, 4 and 5. See section 12 in Chapter 7 of the Traffic Signs Manual for further details of time plate design.

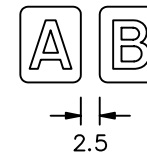


VARIANTS SHOWING NAME OF TRAFFIC AUTHORITY

NOTE : The x-height of name may be smaller than that for the main legend.



$\frac{x-ht}{15 \text{ min}}$
40 max



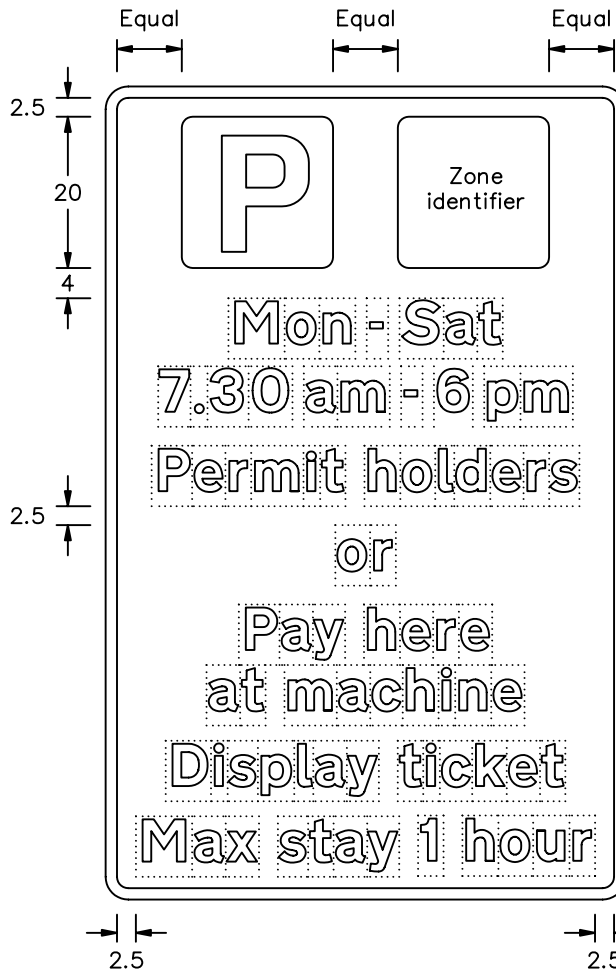
P660x7-3

| | | | | | | | |
|--|---|------------------|--------|---------|--------------|---------------|--------------|
| <p>Department for Transport</p> | Title: | Regulatory Signs | Issue: | Date: | Drawn by: | Dimensions: | Drawing No. |
| | <p>SHARED USE PARKING WITH PAID LIMITED WAITING</p> | | A: | 20.4.05 | L.W. | SEE NOTE 5 | P 660.7 |
| | | | B: | | Approved by: | | Sheet 3 of 5 |
| | | | C: | | R.M. | | |

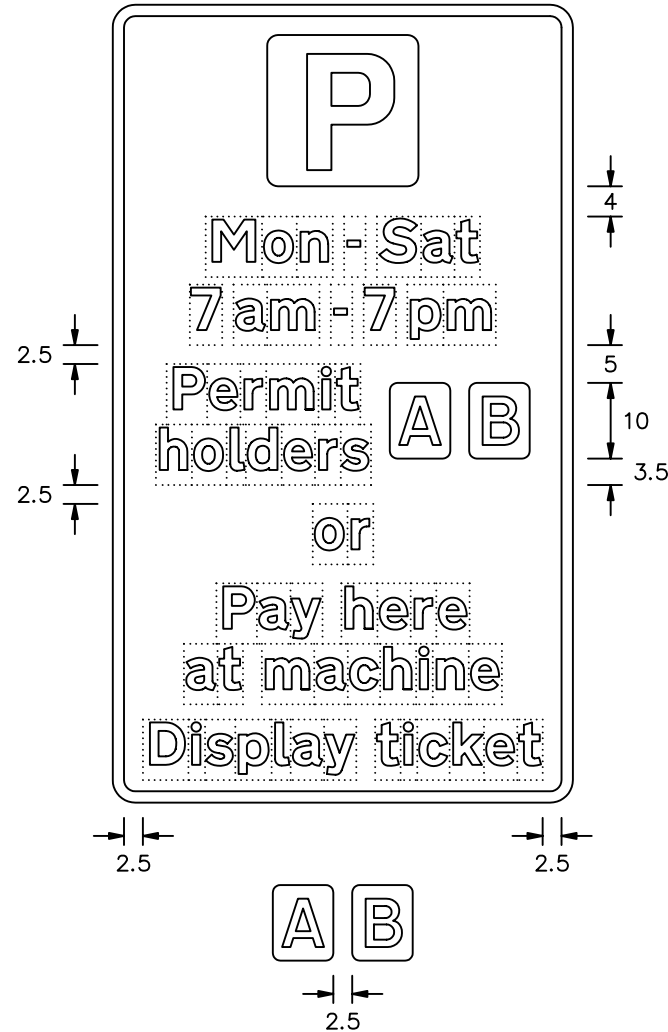
Drawing No.
P 660.7
Sheet 4 of 5

Related Drawings
S 43 & P 660.3

© CROWN COPYRIGHT



$\frac{x-ht}{15 \text{ min}}$
40 max



- NOTES: 1. The legend is from the Transport Heavy alphabet at the x-heights shown. The permit code character, as shown, is from the Transport Medium alphabet.
2. The tile outlines do not form part of the signs.
3. Details of the 'P' symbol are given on drawing S 43 and permit codes on drawing P 660.3.
4. COLOURS:—
Background ----- WHITE
Legend & Border --- BLACK
'P' symbol ----- WHITE
'P' tile ----- BLUE
- The permit code character and tile may be in any contrasting colours.
5. DIMENSIONS : x-heights are in millimetres, other dimensions are in stroke widths. (4sw = x-height)
6. See sheet 1 for other dimensions. For other designs see sheets 1, 2, 3 and 5. See section 12 in Chapter 7 of the Traffic Signs Manual for further details of time plate design.

P660x7-4

Before using this drawing, confirm that it has not been superseded.

| | | | | | | | |
|---|---|--|------------------------|----------------------|--------------------------|-------------------------------|---|
| <p><i>Department for</i> Transport</p> | <p>Title: Regulatory Signs</p> | | <p>Issue: A: B: C:</p> | <p>Date: 20.4.05</p> | <p>Drawn by: L.W.</p> | <p>Dimensions: SEE NOTE 5</p> | <p>Drawing No. P 660.7 Sheet 4 of 5</p> |
| | <p>SHARED USE PARKING WITH PAID LIMITED WAITING</p> | | | | <p>Approved by: R.M.</p> | | |

Drawing No.
P 660.7
Sheet 5 of 5

Related Drawings
S 43 & P 660.3

© CROWN COPYRIGHT

NOTES: 1. The legend is from the Transport Heavy alphabet at the x-heights shown. The permit code character, as shown, is from the Transport Medium alphabet.

2. The tile outlines do not form part of the signs.

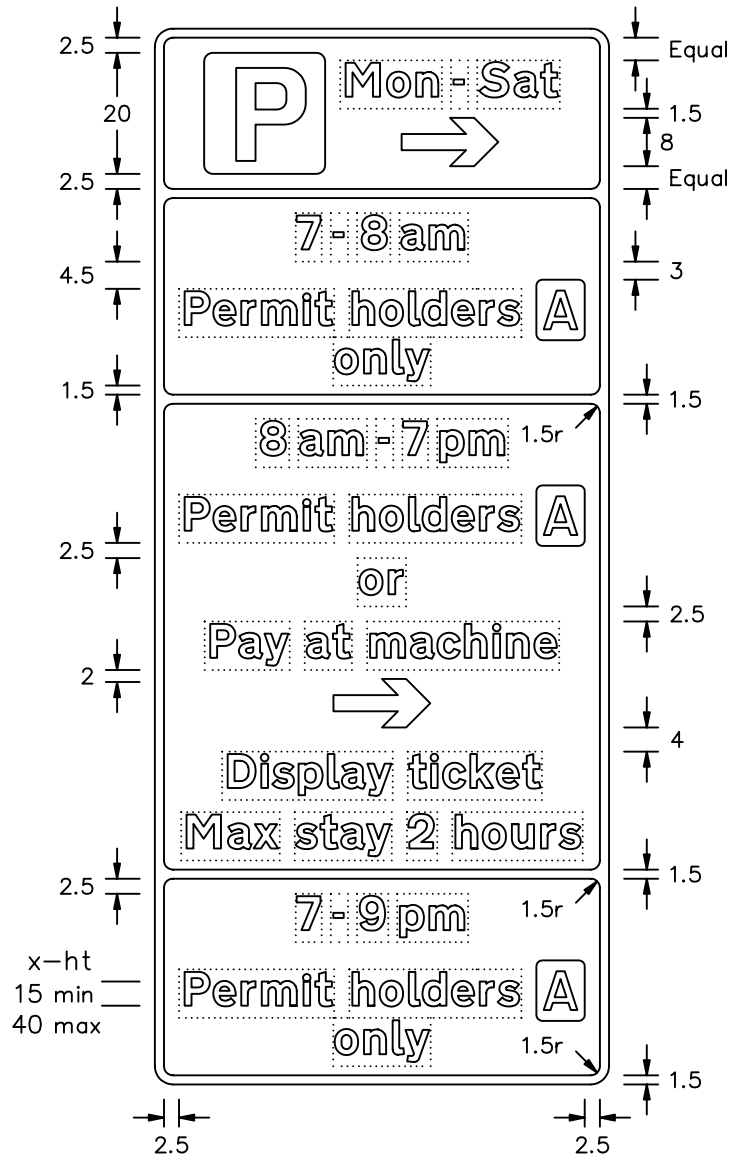

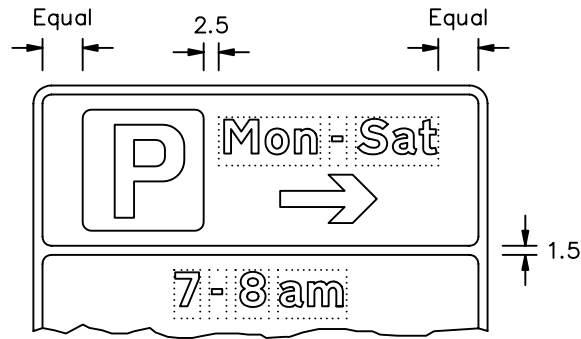
3. Details of the 'P' symbol are given on drawing S 43 and permit codes on drawing P 660.3.

4. COLOURS:—
Background ----- WHITE
Legend & Border ---- BLACK
Arrows ----- BLACK
'P' symbol ----- WHITE
'P' tile ----- BLUE

The permit code character and tile may be in any contrasting colours.

5. DIMENSIONS : x-heights are in millimetres, other dimensions are in stroke widths. (4sw = x-height)

6. See sheet 1 for other dimensions. For other designs see sheets 1 to 4. See section 12 in Chapter 7 of the Traffic Signs Manual for further details of time plate design.



P660x7-5

Before using this drawing, confirm that it has not been superseded.

Department for
Transport

Title: Regulatory Signs
SHARED USE PARKING WITH
PAID LIMITED WAITING

Issue: Date:
A: 20.4.05
B:
C:

Drawn by:
L.W.
Approved by:
R.M.

Dimensions:
SEE
NOTE 5

Drawing No.
P 660.7
Sheet 5 of 5