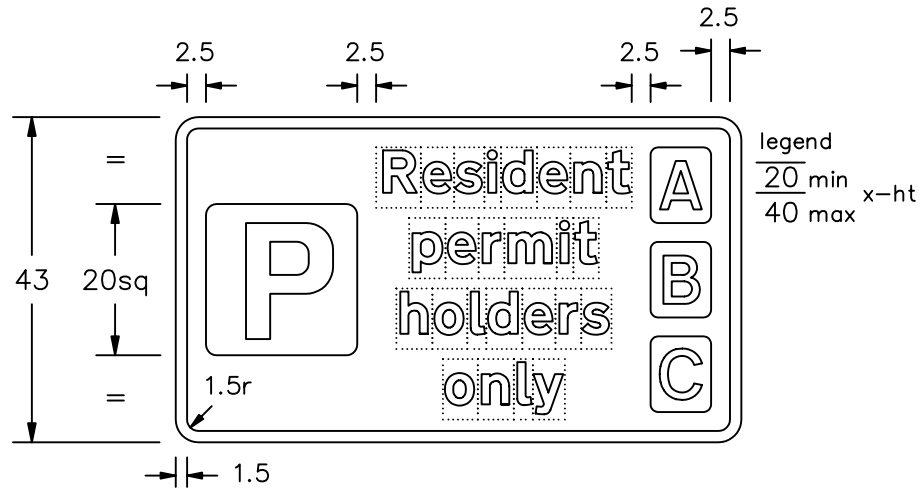


Drawing No.  
P 660.3

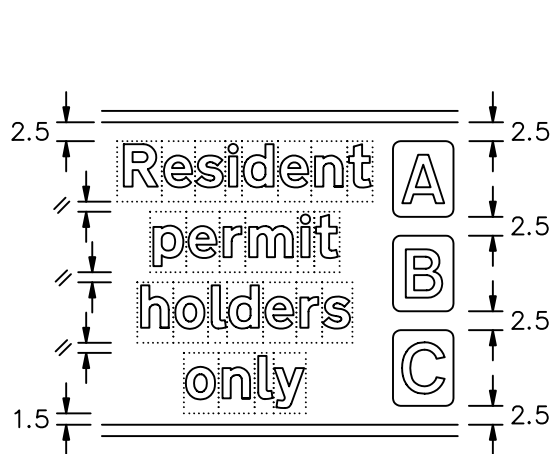
Related Drawings  
S 43 & P 660

Before using this drawing, confirm that it has not been superseded.

© CROWN COPYRIGHT

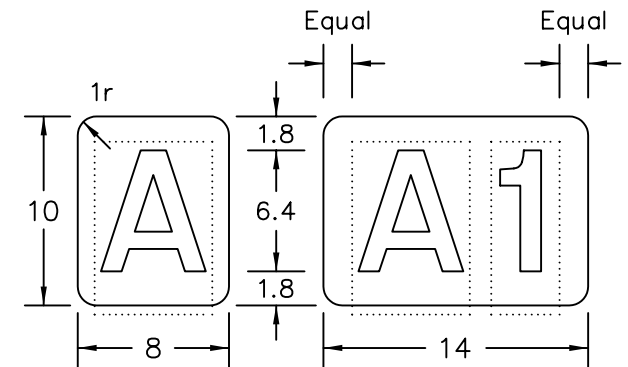


- NOTES: 1. The legend is from the Transport Heavy alphabet at the x-heights shown.
2. Details of the 'P' symbol are given on drawing S 43.
3. The tile outlines do not form part of the sign.
4. COLOURS : Background ----- WHITE  
Legend & Border ---- BLACK  
'P' symbol ----- WHITE  
'P' Tile ----- BLUE
5. DIMENSIONS : x-heights are in millimetres, other dimensions are in stroke widths. (4sw = x-ht)
6. See drawing P 660 for details of variants including the addition of an arrow and time period.



VARIANT SHOWING NAME OF TRAFFIC AUTHORITY

NOTE : The x-height may be smaller than that for the main legend.



Tile width is increased to 20sw when third character added

TYPICAL CODE IDENTIFIERS

NOTE : The characters shown are from the Transport Medium alphabet. The characters and the tiles may be varied in size and may be in any contrasting colours.

P660x3

Department for  
**Transport**

Title: Regulatory Sign  
RESIDENT PERMIT HOLDERS PARKING WITH CODE TILES

Issue: Date:  
A: 22.7.94  
B: 24.9.04  
C:

Drawn by: S.P.  
Approved by: R.M.

Dimensions:  
SEE NOTE 5

Drawing No.  
P 660.3