

Drawing No.
P 637.2
Sheet 1 of 2

Related Drawing
P 636

Before using this drawing, confirm that it has not been superseded.

© CROWN COPYRIGHT

NOTES: 1. The legend is from the Transport Heavy alphabet at the x-height shown.

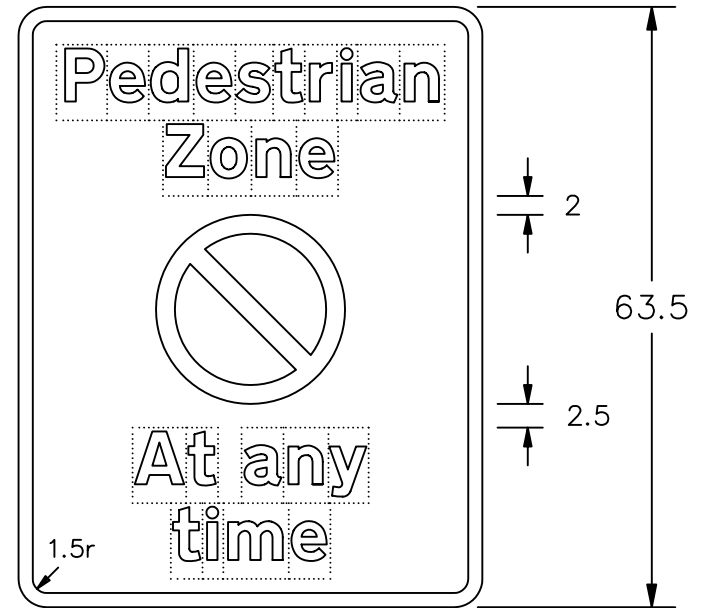
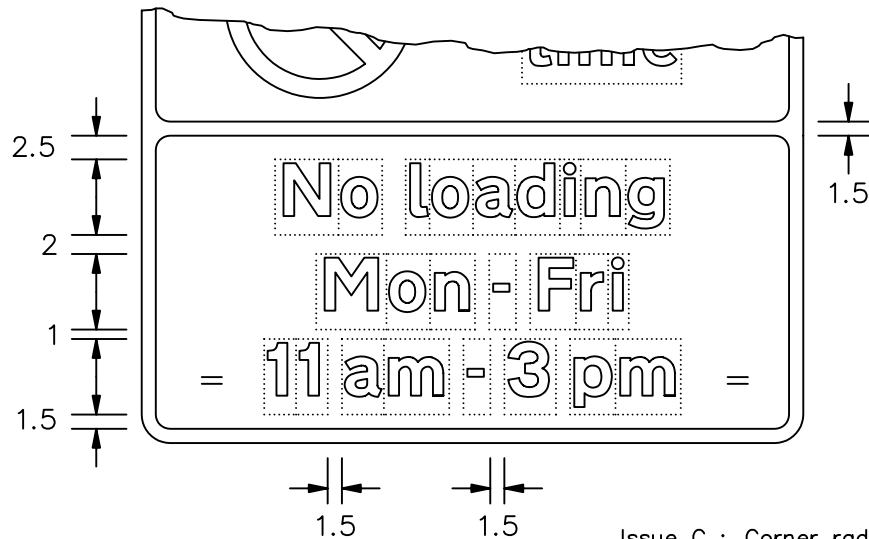
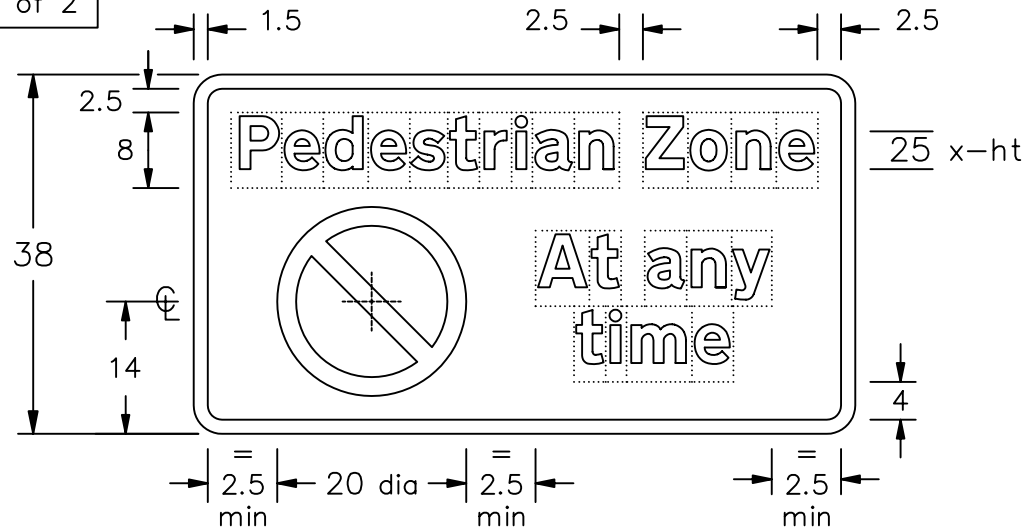
2. The dimensions of the roundel are proportional to those shown on drawing P 636.

3. The tile outlines do not form part of the signs.

4. COLOURS : Background (No waiting panel) --- YELLOW
Background (No loading panel) --- WHITE
Legends & Borders ----- BLACK
Roundel & Bar ----- RED
Roundel background ----- BLUE

5. DIMENSIONS : x-height is in millimetres, other dimensions are in stroke widths. (4sw = x-height)

6. See sheet 2 for other variants.



P637x2-1

Issue C : Corner radius dimension added

Department for
Transport

Title: Regulatory Signs
PEDESTRIAN ZONE
WAITING and LOADING PROHIBITION

Issue: A: 20.7.94
B: 4.7.03
C: 8.7.05

Drawn by: S.P.
Approved by: R.M.

Dimensions: SEE NOTE 5

Drawing No. P 637.2
Sheet 1 of 2

Drawing No.
P 637.2
Sheet 2 of 2

Related Drawing
P 636

Before using this drawing, confirm
that it has not been superseded.

© CROWN COPYRIGHT

NOTES: 1. The legend is from the Transport Heavy alphabet at the
x-height shown.

2. The dimensions of the roundel are proportional to those
shown on drawing P 636.

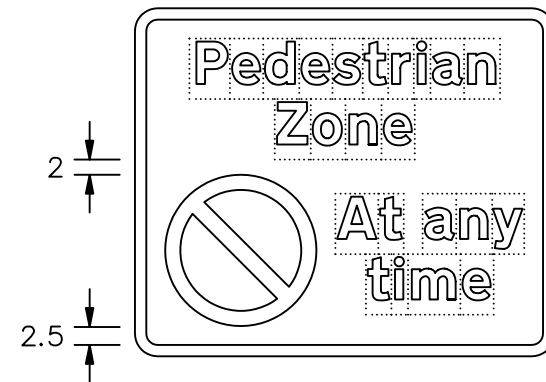
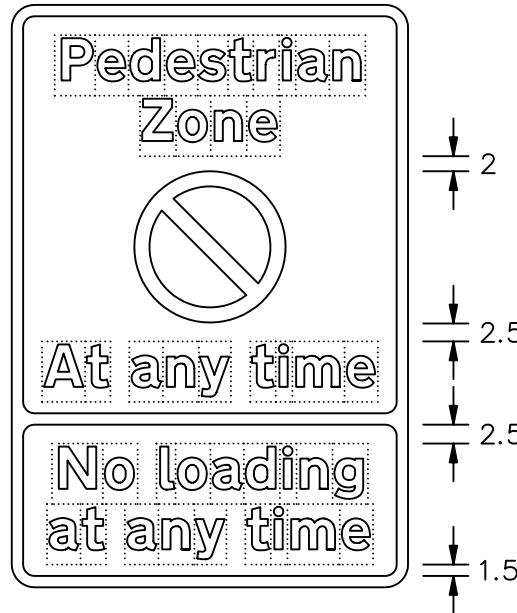
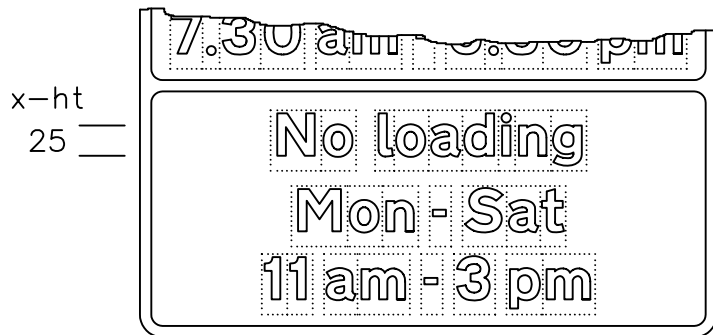
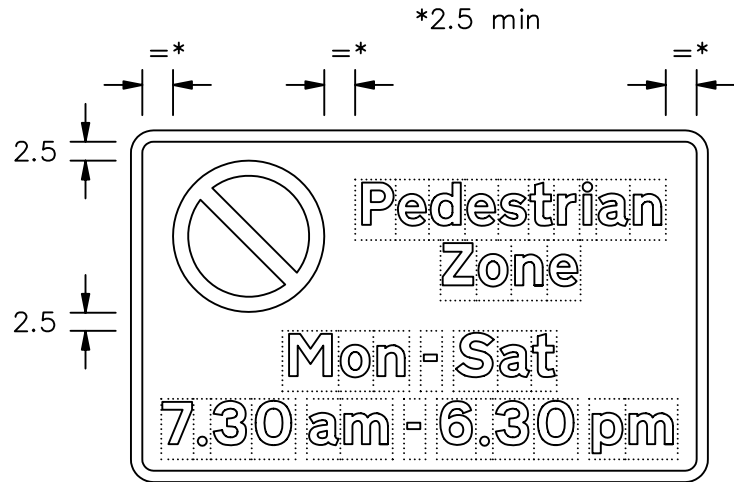
3. The tile outlines do not form part of the signs.

4. COLOURS : Background (No waiting panel) --- YELLOW
Background (No loading panel) --- WHITE
Legends & Borders ----- BLACK
Roundel & Bar ----- RED
Roundel background ----- BLUE

5. DIMENSIONS : x-height is in millimetres, other
dimensions are in stroke widths. (4sw = x-height)

6. See section 12 in Chapter 7 of the Traffic Signs Manual
for further details of time plate design.

7. See sheet 1 for other dimensions and variants.



P637x2-2

Issue C : Sheet 1 amended

Department for
Transport

Title: Regulatory Signs
PEDESTRIAN ZONE
WAITING and LOADING PROHIBITION

Issue: Date:
A: 20.7.94
B: 4.7.03
C: 8.7.05

Drawn by: L.W.
Approved by: R.M.

Dimensions:
SEE
NOTE 5

Drawing No.
P 637.2
Sheet 2 of 2