

Compliance with interventions: latest data

Notes for SAGE

Sir Ian Diamond

National Statistician

Contact for enquiries:



Caveats and limitations

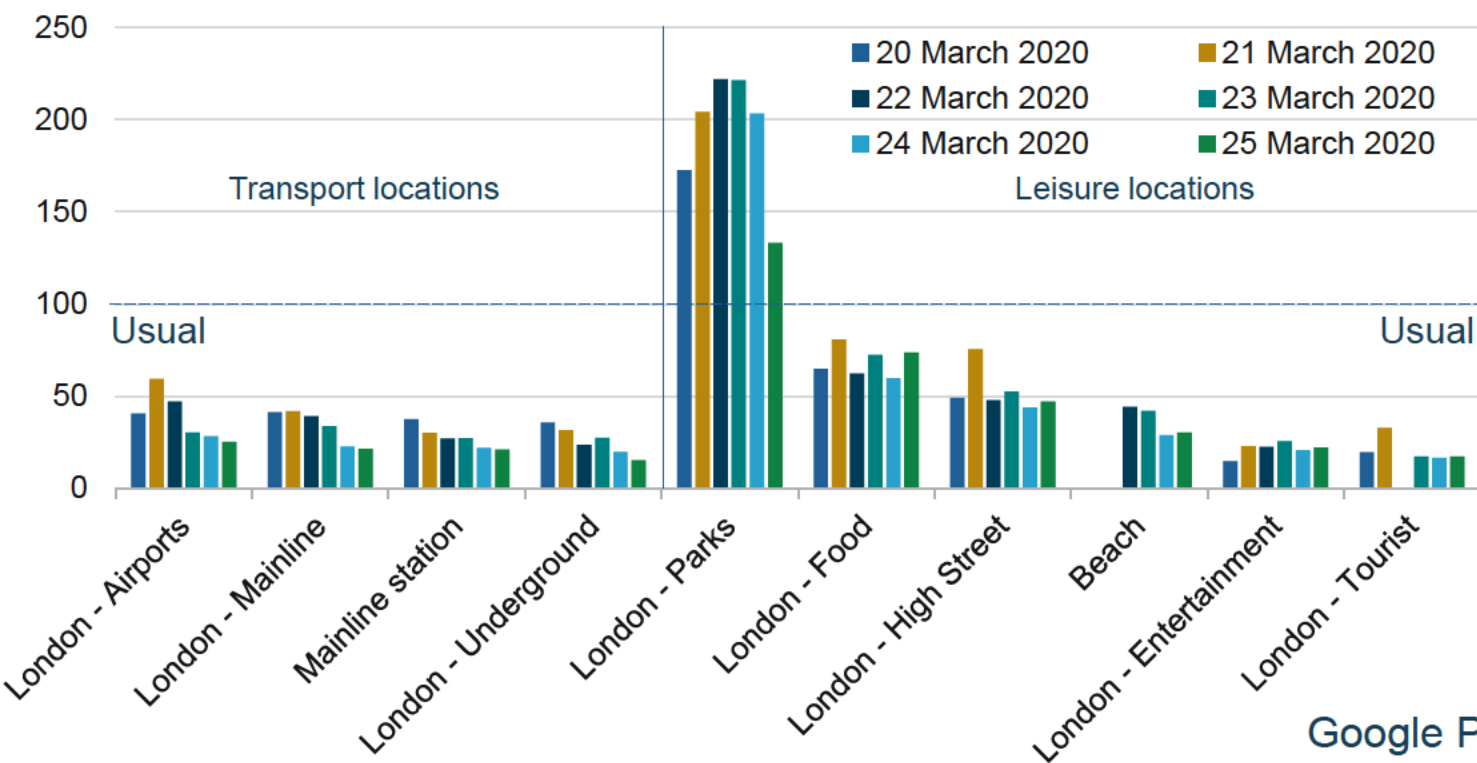
- The attached ONS data and analysis have been produced at pace, using new and experimental methods
- Outputs have not been through a full quality assurance process
- Estimates are subject to revision
- They should not be considered ‘official statistics’
- They should not be cited or circulated outside Government

Social distancing

Measures of compliance with interventions

Hourly updated 'busyness' footfall estimates for key locations

'Busyness' of locations, relative to usual (100),
Friday 20th to Tues 25th March



- In most locations, activity was **below average** for the time of year
- Activity at **transport locations continued to decline** at the beginning of this week.
- Usage of **London parks remains high**, although might be tailing off.
- Activity at food stores, high streets and other leisure locations **remains low**.

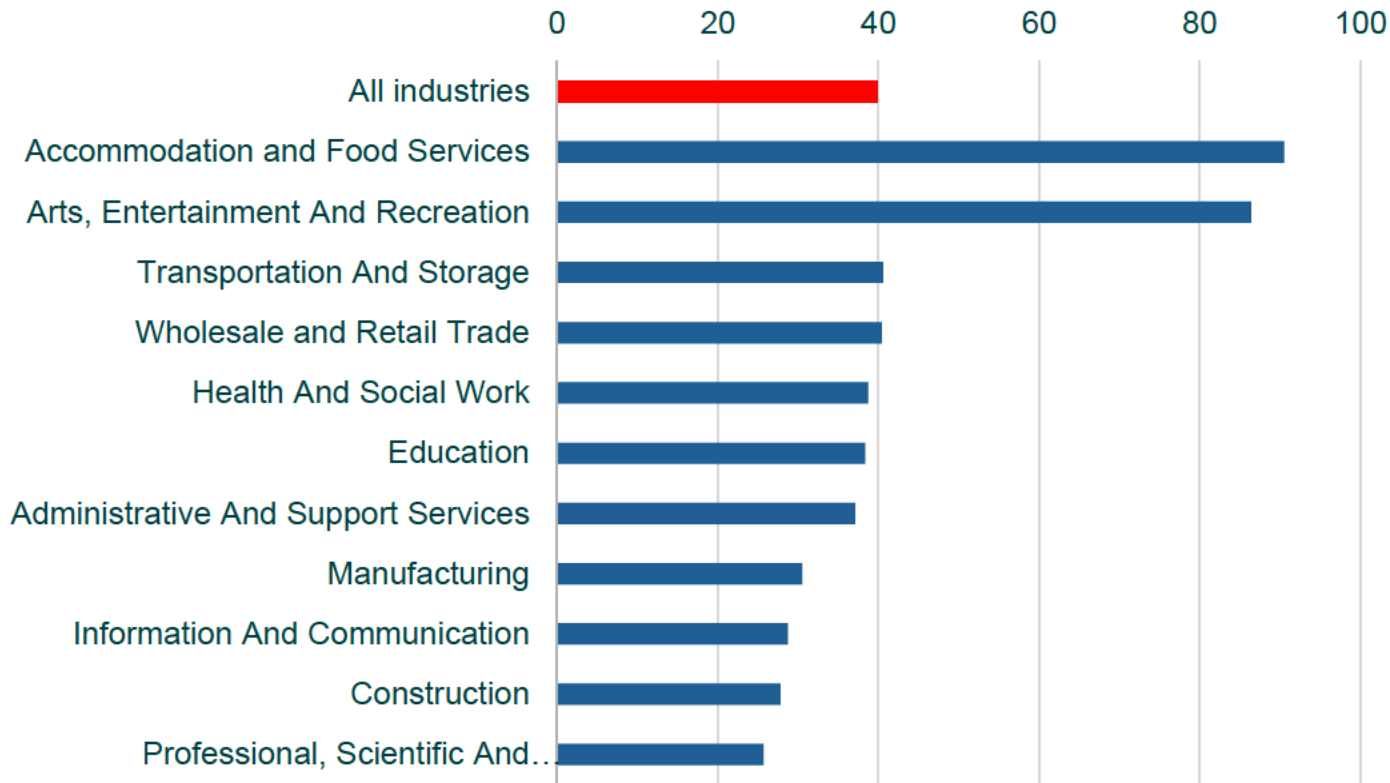
Google Places Popular Times data, ONS Data Science Campus

Impacts on businesses

Initial results from the Business Impact of Coronavirus
Survey

Turnover falling for many businesses

Percentage of businesses reporting abnormal fall in turnover, period covering 9th - 22nd March, by industry (%)



Among early responders:

- 40% said turnover was lower, outside it's 'normal range'.
- The worst hit industries are accommodation and food services, and arts and recreation.
- Some industries are less affected so far: manufacturing, construction, IT services and other professional services.

Almost 1 in 6 firms laid off staff

Percentage of businesses reporting laying off staff in the short term, period covering 9th - 22nd March, by industry (%)

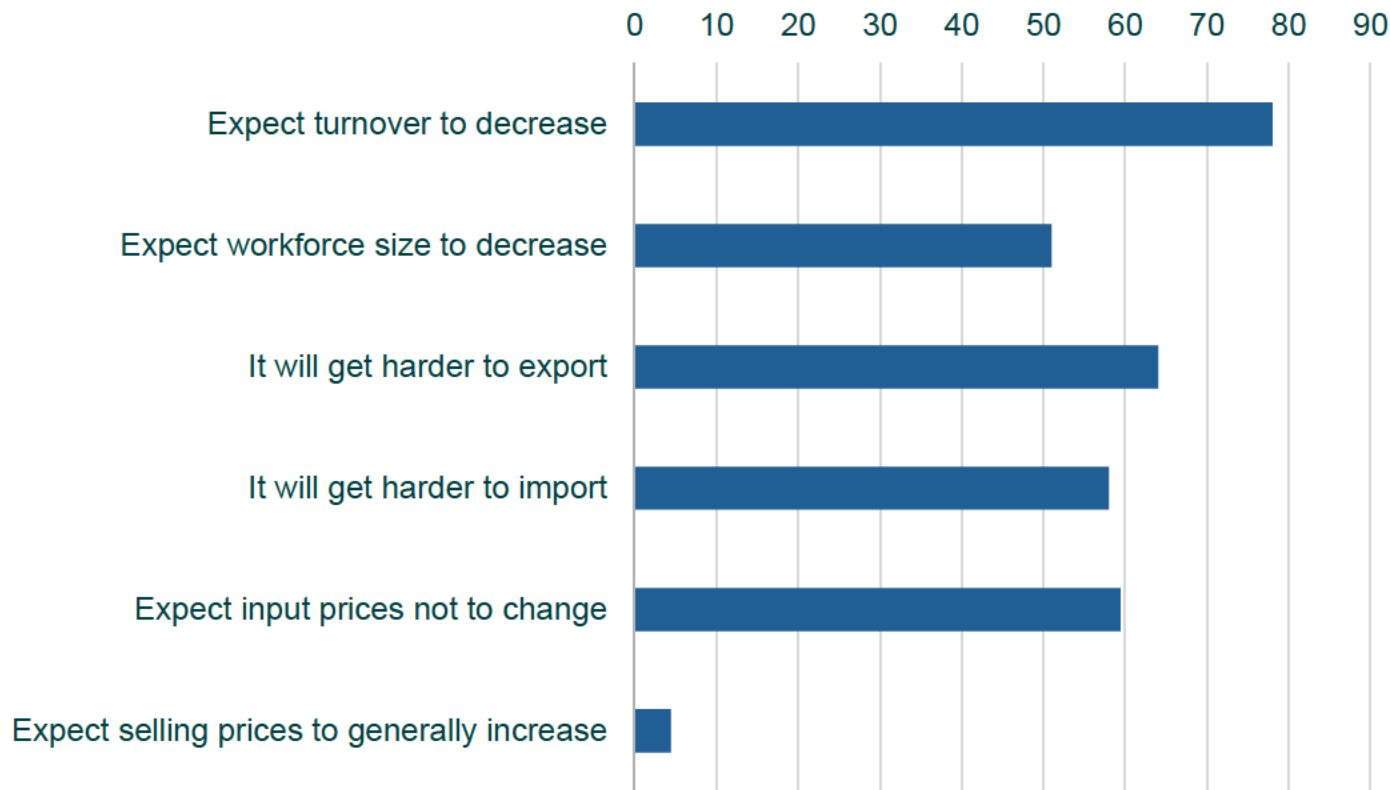


Among early responders:

- 16% laid off staff in the short term
- Most layoffs occurred in the accommodation and food services industry.
- 70% firms had been able to acquire the goods and materials they needed, although 20% changed supplier to achieve this.
- The majority of firms reported stable input and selling prices.

Most firms expect things to get worse

Expectations, period from 23rd March to 6th April, all respondents



Among early responders:

- 78% expect turnover to decrease in the next two weeks.
- 51% expect their workforce to reduce in the next two weeks.
- Of firms that trade, the majority think it will get harder to export and import in the next two weeks (58% and 64% respectively).
- 38% expect cost prices to increase, but only 4% expect selling prices to increase.

Caveats and limitations

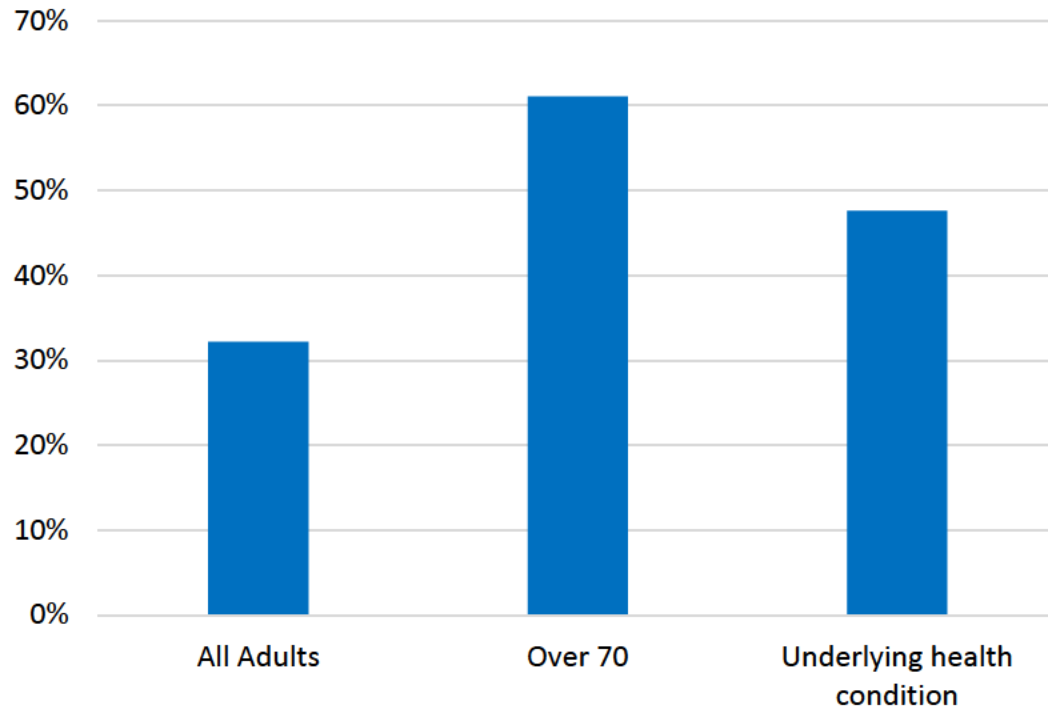
- The attached ONS survey data has been produced at pace, using a new online survey drawn from **17,786** businesses sampled through the ONS monthly business survey
- It is based on **1,841** completed responses (10.4%), so the sample may be subject to more bias than usual
- Results shown are for the first three days: 23-25 March 2020
- Estimates are subject to revision
- They should not be considered 'official statistics'

Changes in behaviour

Preliminary results

Extent of self-isolation

Proportion of adults that have self-isolated (stayed at home) because of the Coronavirus (COVID-19) outbreak in the past seven days

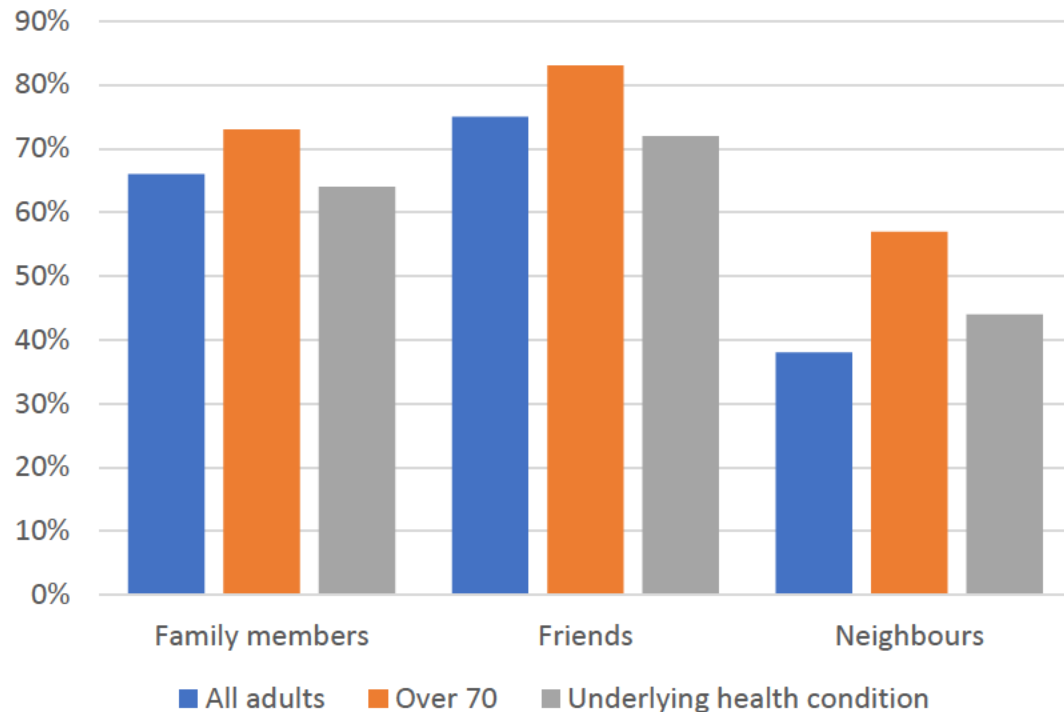


Based on initial survey returns (20-22 March):

- 32% of adults say they have **self-isolated (stayed at home)** in the past 7 days.
- For those aged 70 and over, this rose to 61% and for those with an underlying health condition (of all ages) it is 48%.
- 27% of adults say **someone in their household has self-isolated** in the past 7 days. For those 70+ this rose to 40% and with underlying health condition 40%.
- 39% of all adults have **worked from home over the past seven days because of the outbreak**. This is 31% for those with an underlying health condition.

Social distancing

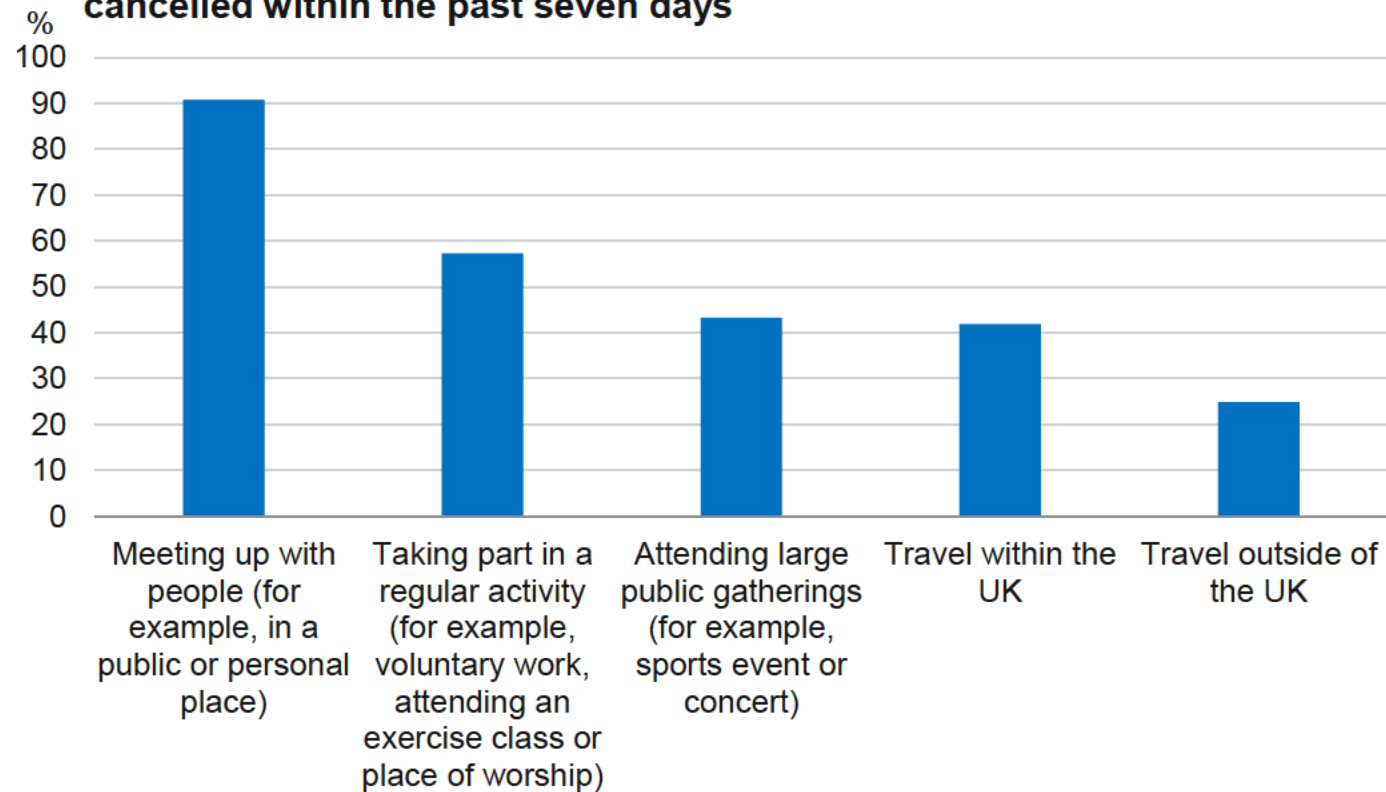
Proportion of people who have said they met less with others since the outbreak



- 66% of adults say they've **met in person with family members less** since the outbreak of COVID-19. For those 70+ this rose to 73%, for those with an underlying health condition (of all ages) 64%.
- 75% say they have **met in person with friends less**. For 70+ 83%, with an underlying health condition it is 72%.
- 39% say they have **met in person with neighbours less**. For 70+ it was 57%, with underlying health condition it is 44%.

Reductions in activity

Proportion of adults that said they have had plans postponed or cancelled within the past seven days



Note: Respondents may have selected more than one option.

- 88% say they've **postponed or cancelled plans** since the outbreak. For 70+, it is 90%, with underlying health condition it is 82%.
- 92% have **avoided physical contact** with other people to avoid infection. For 70+, 97%, with underlying health condition 89%.
- 39% **avoided public transport**. For 70+ it was 52%, underlying health condition 38%.
- 79% say they **have enough information about how to protect themselves** from COVID-19. For 70+, 84%, with underlying health condition 81%.

Caveats and how to interpret results

- These statistics are based on a nationally (GB) representative survey of **1,183 adults** sampled through the ONS Opinions and Lifestyle Survey conducted on **20, 21 and 22 March 2020**
- The mode is online only so the response sample may be subject to more bias than usual
- **Adults with an underlying health condition include those with:**

Alzheimer's disease or dementia; Angina or long-term heart problem; Asthma; Autism spectrum disorder (ASD) or Asperger's (Asperger syndrome); Cancer; Chronic obstructive pulmonary disease (COPD) or long-term lung problem; Diabetes; Epilepsy or other conditions that affect the brain; High blood pressure; Kidney or liver disease; Stroke or cerebral haemorrhage or cerebral thrombosis; Rheumatoid arthritis.

Monitoring harms from isolation and social distancing

Ideas for analysis from the social surveys

Ideas for analysis around monitoring harms

- Comparing questions in successive waves of OPN Lite around loneliness, wellbeing, and social contact – which can be analysed by household characteristics
- Introducing new questions on community networks, coping strategies, and pro-social behaviours
- Detailed questions on relationships – whether you are worried about them, and if they are strained

Ideas for analysis around monitoring harms

- Potential for future questions on daily permitted outside exercise, and access to outdoor spaces
- Also potential for question around how supportive people are about government actions, in particular the lockdown; and on home schooling
- Deadline for feedback on new content is COP Fri 27 March – please contact 