




Department  
of Health &  
Social Care



Test and Trace

# Experimental statistics

## Weekly NHS Test and Trace bulletin, England: 28 May – 3 June 2020





# NHS Test and Trace – Week One of contact tracing, England: 28 May – 3 June 2020

The data in the tables below reflect the first week of operation of the contact tracing element of NHS Test and Trace. They include contact tracing undertaken online, by local Health Protection Teams and by contact tracing staff.

## 1. Main points

NHS contact tracing went live on 28<sup>th</sup> May. Between 28<sup>th</sup> May and 3<sup>rd</sup> June 2020:

- 8,117 people who tested positive for coronavirus (COVID-19) had their case transferred to the contact tracing system, of whom 5,407 were asked to provide details of recent contacts.
- 31,794 contacts were identified.
- Of these 26,985 were reached and advised to self-isolate.

## 2. Test and trace - Number of cases in the contact tracing system

Table 1 reports the number of people who tested positive for coronavirus whose details were transferred to the contact tracing system.

## Table 1: Number of people transferred to the contact tracing system, England, 28 May - 03 June

Of which, number that were reached and asked to provide contacts	5407	67%
Of which, number that were not reached and asked to provide contacts	2710	33%
<b>Total<sup>1</sup></b>	<b>8117</b>	

The number that were reached and asked to provide contacts includes those people who have tested positive for coronavirus who provided details about recent contacts or, whose cases have been investigated as part of an outbreak.

The number that were not reached and asked to provide contacts, includes those people who the service has been unable to reach as contact details were unavailable or incorrect or where there has been no response to text, email and call reminders. This also includes people whose cases are currently being managed as part of active outbreak investigations.

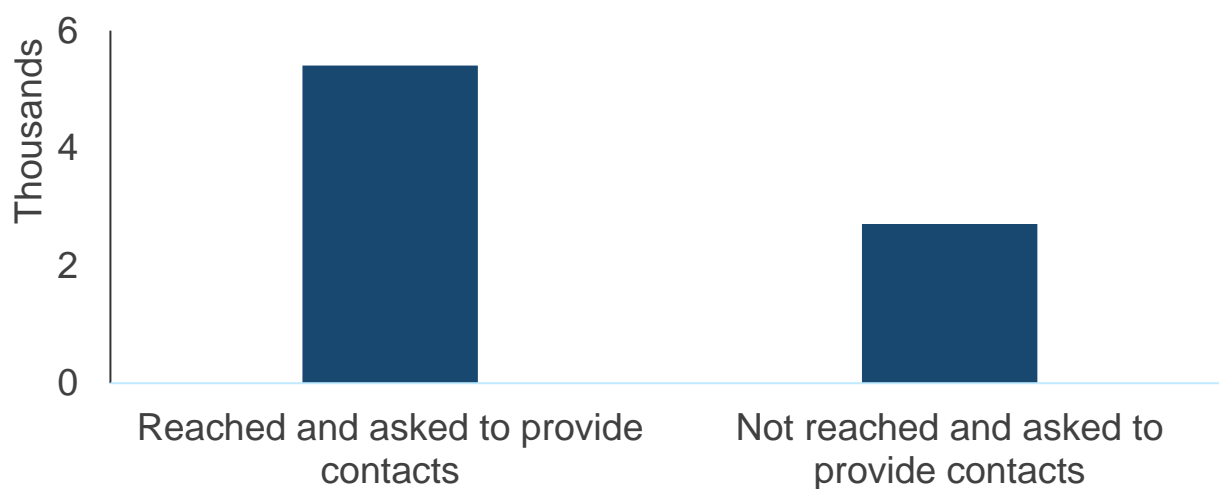
---

<sup>1</sup> This includes cases that were managed exclusively by local public health experts if they are complex; for example, if someone works in or has recently visited:

- a health or care setting, such as a hospital or care home
- a prison or other secure setting
- a school for people with special needs
- critical national infrastructure or areas vital for national security

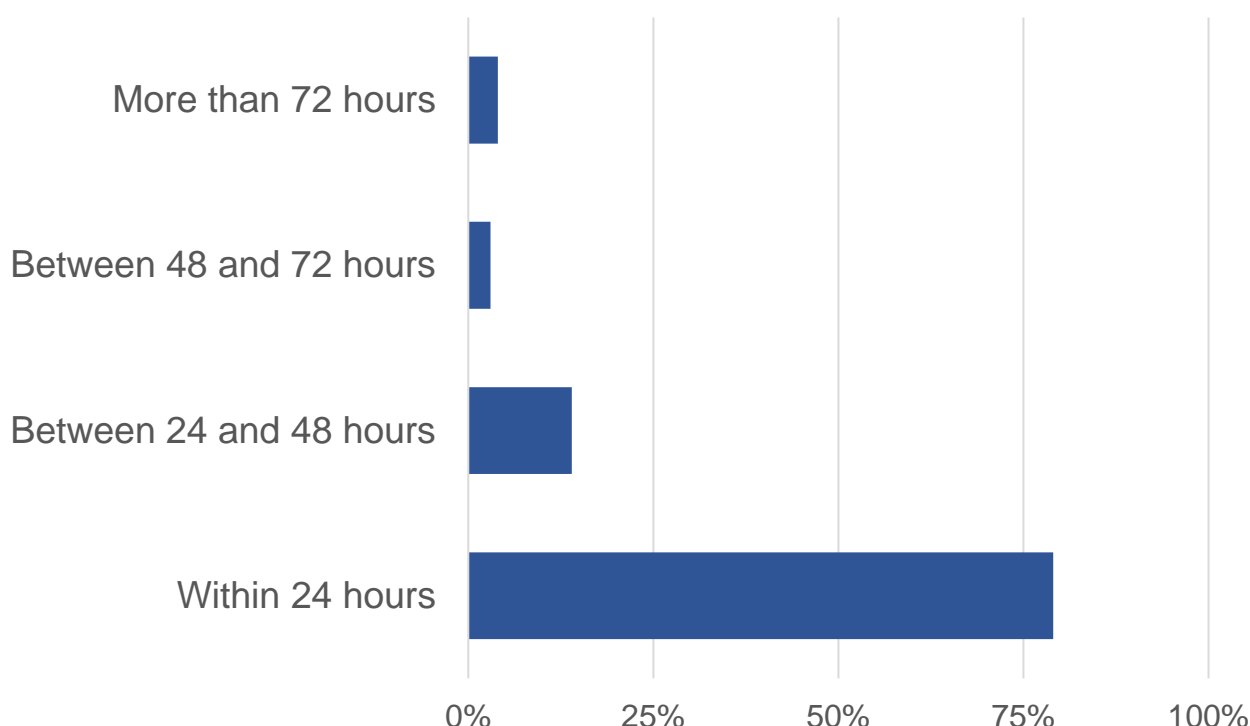
**Figure 1: About two thirds of people whose cases were transferred to the contact tracing system were reached and asked to provide information about their contacts**

Cases transferred to the contact tracing system by provision of information about contacts, England, 28 May - 03 June



## Figure 2: Most people were reached and asked to provide information about contacts within 24 hours of their case being transferred to contact tracing

Proportion of people who were reached and asked to provide information about contacts by time taken to do so, England, 28th May - 3rd June 2020<sup>2</sup>



## Table 2: People who were reached and asked to provide information about contacts by time taken to do so, England, 28 May - 03 June<sup>3</sup>

**People who were reached and asked to provide information about contacts by time taken to do so after their case was transferred to the contact tracing system:**

within 24 hrs	3336	79%
---------------	------	-----

<sup>2</sup> Among people who provided information about contacts. Excludes those managed by local public health teams as part of outbreak investigations who on average have a higher number of contacts

<sup>3</sup> Among people who provided information about contacts. Excludes those managed by local public health teams as part of outbreak investigations who on average have a higher number of contacts

between 24 hrs and 48 hrs	603	14%
between 48 hrs and 72 hrs	110	3%
after 72 hrs	167	4%

## Number of contacts identified

**Table 3: Number of contacts identified, England, 28 May - 03 June**

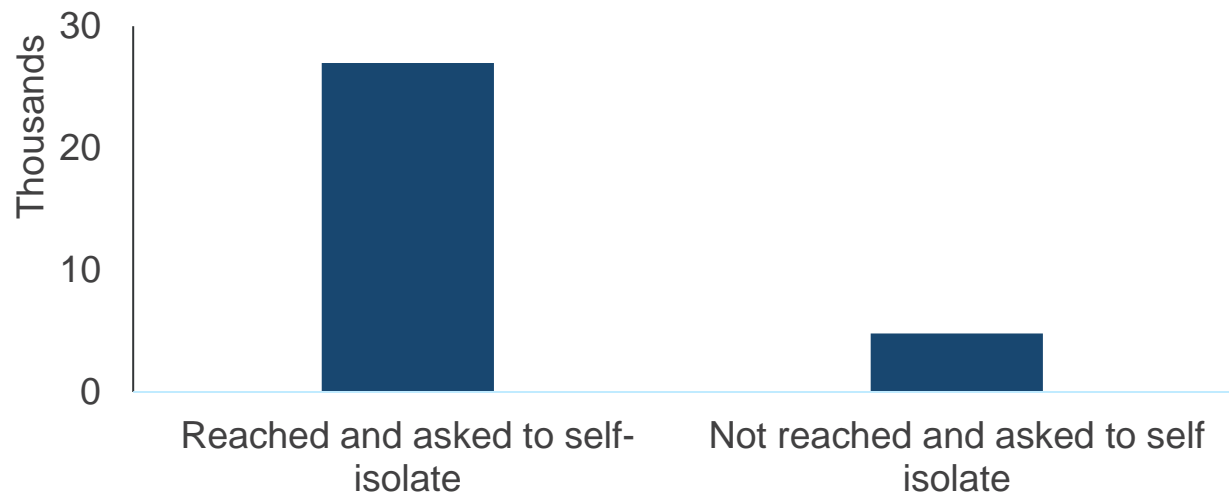
Of which, number who were reached and asked to self-isolate	26,985	85%
Of which, number who were not reached and asked to self-isolate	4,809	15%
<b>Total</b>	<b>31,794</b>	

Contacts are those people who have been identified as being in close contact with someone who has tested positive for coronavirus. This includes those identified by local public health protection teams during the investigation of outbreaks. However, the number of contacts identified as part of outbreak investigations is not always available. Investigations which are ongoing may not be included.

The service has been unable to reach some contacts. This could be where contact details were unavailable or incorrect, or where there has been no response to text, email and call reminders. Further, there are some contacts who were reached but have not agreed to self-isolate.

### **Figure 3: Over three-quarters of contacts were reached and asked to self-isolate**

Number of contacts by whether they were reached and asked to self-isolate, England, 28th May - 3rd June 2020



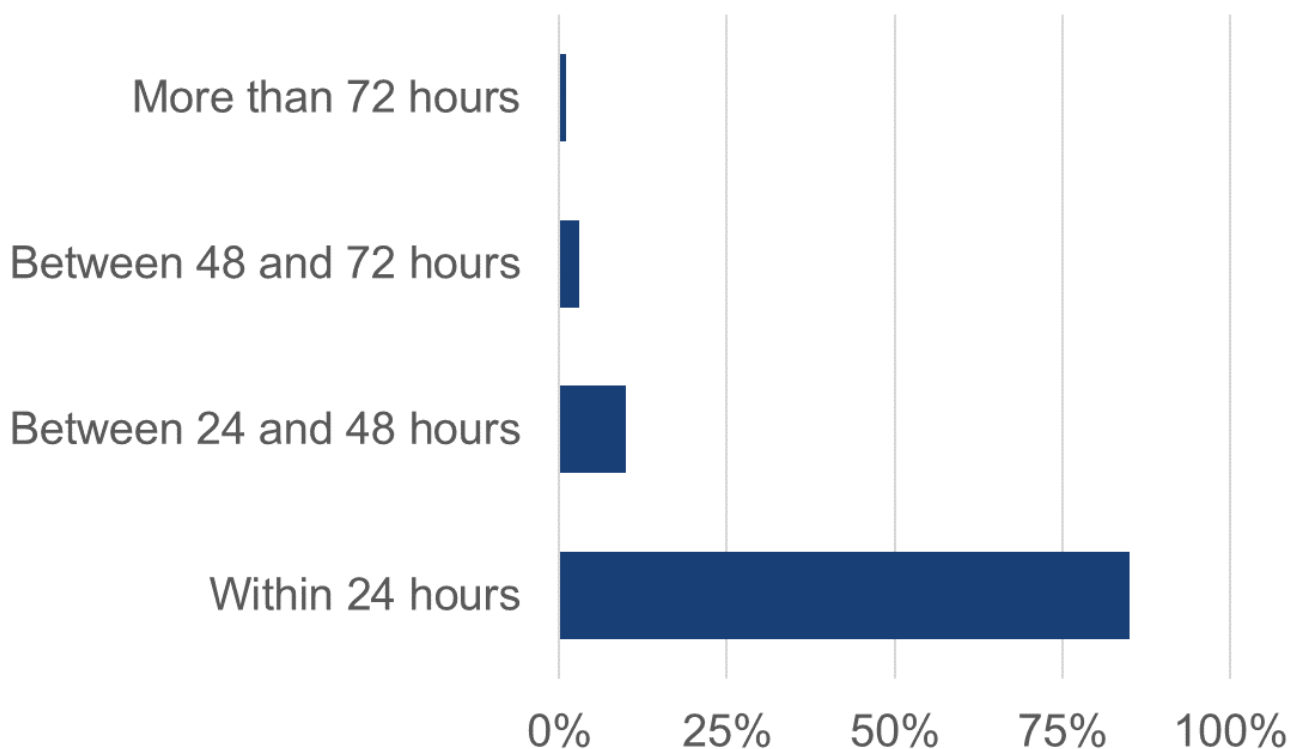
**Figure 4: Over three-quarters of contacts were reached and asked to self-isolate within 24 hours of being identified<sup>4</sup>**

---

<sup>4</sup> Among people who were reached and asked to self-isolate. Excludes those managed by local public health teams as part of outbreak investigations, which makes up high number of contacts identified



Number of contacts who were asked to self-isolate by time taken to do so, England, 28th May - 3rd June 2020<sup>5</sup>



**Table 4: Contacts who were reached and advised to self-isolate**

<b>% of contacts reached and asked to self-isolate by time period after identification</b>		
within 24 hrs	4485	85%
between 24 hrs and 48 hrs	551	10%
between 48 hrs and 72 hrs	168	3%
after 72 hrs	74	1%

<sup>5</sup> Among people who were reached and asked to self-isolate. Excludes those managed by local public health teams as part of outbreak investigations, which makes up high number of contacts identified

### 3. Measuring the data

#### How the data were collected

These data are collected from management information from the NHS Test and Trace Service.

#### Future development

Over June these data will be integrated with those from other parts of NHS Test and Trace – particularly testing – to provide an end to end view of the service that follows the user journey. This will include both the numbers of people engaged and the speed of the journey through the service, including data on test turnaround times.

The intention is for the NHS Test and Trace Service to publish weekly statistics. In addition, NHS Test and Trace will provide information for local authorities and their partners so that they have the information they need to help contain any outbreaks. In time, NHS Test and Trace intends to publish detailed data from across the programme to support secondary analysis, e.g. in academic institutions. Over the coming weeks, as the service matures, more information will be provided on a weekly basis.

#### Quality

These statistics have been put together by NHS Test and Trace with advice from the Office for National Statistics on this approach.

### 4. Strengths and limitations

Given the importance of this service and the commitment of NHS Test and Trace to be open and transparent with the public it serves, these data are being released at the earliest possible opportunity. However, new IT systems and statistical outputs often take a period of time to bed in. These data should therefore be treated with caution as the system and understanding of the data develops.

#### Experimental statistics

Experimental statistics are statistics which are in the testing phase and not yet fully developed. <https://gss.civilservice.gov.uk/policy-store/guidance-on-experimental-statistics/>

## 5. Related links

Further statistics relating to testing can be found

<https://www.gov.uk/guidance/coronavirus-covid-19-information-for-the-public> (e.g. Pillar testing).

Released 11 June 2020