

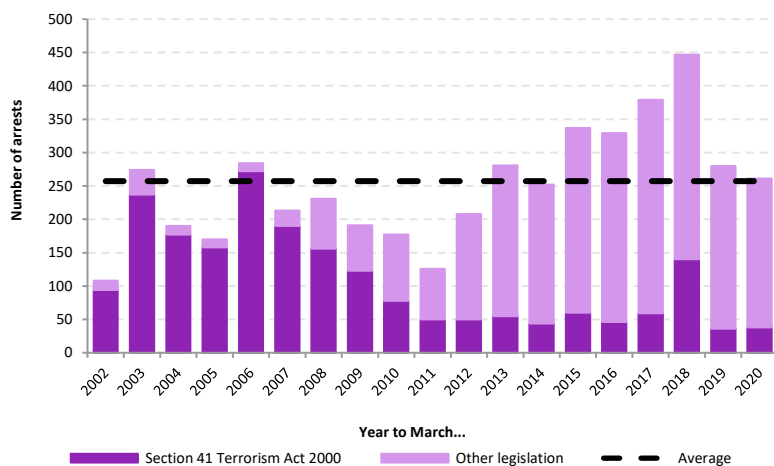


Operation of police powers under the Terrorism Act 2000 and subsequent legislation: Arrests, outcomes, and stop and search

Great Britain, financial year ending March 2020

Key results

There were 261 arrests for terrorism-related activity in the year ending 31 March 2020, 19 fewer than the number in the previous 12-month period (a fall of 7%).



Of the 261 arrests for terrorist-related activity:

- 92 (35%) persons were released pending further investigation
- 82 (31%) resulted in a charge, of which 66 were for terrorism-related offences
- 58 people (22%) were released without charge
- 19 (7%) faced alternative action, for example receiving a caution, being recalled to prison or being transferred to immigration authorities
- 10 cases were awaiting an outcome to be assigned.

Contents

1	Introduction	2
2	Arrests and outcomes	4
3	Court proceedings	14
4	Terrorist prisoners	17
5	Other police powers under the Terrorism Act 2000	20
6	Further information	26

Date published:
11 June 2020

Frequency of release:
Quarterly

Forthcoming release:
[Home Office statistics release calendar](#)

Home Office responsible statistician:
John Flatley

Press enquires:
pressoffice@homeoffice.gov.uk
020 7035 3535

Public enquires:
crimeandpolicestats@homeoffice.gov.uk

1 Introduction

1.1 TIME PERIOD COVERED AND DATA SOURCES

This release covers the use of police powers under terrorism and subsequent legislation in Great Britain on a quarterly basis up to the year ending 31 March 2020. It also covers arrests for terrorist-related activity under other legislation such as the Police and Criminal Evidence Act (PACE).

The statistics in this release draw on a range of data sources. The **Arrests and outcomes** section contains data provided by the National Counter Terrorism Police Operations Centre (NCTPOC) and includes statistics for **Great Britain** on the:

- number of arrests for terrorist-related activity and outcomes (such as charges and convictions) following such arrests
- number of charges and convictions broken down by legislation used
- gender, age, ethnicity and nationality of those arrested, charged and convicted.

The **Court proceedings** section uses data from the Crown Prosecution Service Counter Terrorism Division (CPS CTD) and includes statistics for **England and Wales** on the:

- number of persons proceeded against by CPS CTD for terrorism-related offences
- number of persons that have been prosecuted and convicted broken down by the legislation used
- sentence length of those convicted for terrorism-related offences
- outcomes of appeals against such convictions or sentences.

The **Terrorist prisoners** section uses data from Her Majesty's Prison and Probation Service (HMPPS) and the Scottish Prison Service (SPS), and includes statistics for **Great Britain** on the:

- number and ideology of persons in custody for terrorism-related offences
- ethnicity, nationality and religion of those in custody
- number of persons released from custody by sentence length.

The **Other police powers under the Terrorism Act 2000** (TACT 2000) section uses data provided by the Metropolitan Police Service (MPS) and the National Counter Terrorism Policing Headquarters (NCTPHQ), and includes statistics on the:

- number of stops and searches carried out by MPS under s.43 of TACT 2000
- number of stops and searches carried out by police under s.47a of TACT 2000
- number of examinations and subsequent detentions made in Great Britain under Schedule 7 to TACT 2000

- data on goods examinations, strip searches and on refusals of requests to postpone questioning (usually to enable an individual to consult a solicitor) under Schedule 7 to TACT 2000
- the number of cordons under s.33 of TACT 2000.

From the year ending June 2019 publication onwards, data have also been collected and published on the total number of examinations and detentions made in the United Kingdom as a whole under Schedule 7 to TACT 2000, as well as how many examinations related to intra-UK journeys. An intra-UK examination is when a person has been examined under Schedule 7 TACT at a UK port either before or after a journey between one UK port and another UK port. This includes journeys between or within England, Wales, Northern Ireland and Scotland.

Furthermore, data have also been provided on how frequently other powers have been used in Great Britain under Schedule 7, to restrict or qualify a person's access to a solicitor. Including: required to consult a solicitor by phone, delayed access to a solicitor, and required to consult in sight and hearing of a qualified officer.

The [user guide](#) provides further details on this release, including the strengths and limitations of the datasets, and the quality assurance processes involved in the production of this release. It also includes a summary of the criminal justice process, a glossary of terms used, and detail about the legislation and categories referred to in this release.

A flow chart summarising the **Arrests and outcomes** section of this release can be found in [Annex A](#).

1.2 FUTURE RELEASES

The information published in the quarterly 'Operation of police powers under the Terrorism Act 2000' statistics is kept under review, taking into account the needs of users, and burdens on suppliers and producers, in line with the [Code of Practice for Statistics](#). If you have any comments, suggestions or enquiries, please contact the team via email using: crimeandpolicestats@homeoffice.gov.uk.

1.3 NATIONAL STATISTICS STATUS

This publication has been assessed by the United Kingdom Statistics Authority and its National Statistics designation was confirmed in May 2016. This means that these statistics meet the highest standards of trustworthiness, impartiality, quality and public value, and are fully compliant with the Code of Practice for Statistics. As part of the assessment process, the Home Office reviewed and improved the [user guide](#) that accompanies this release. This now contains more details about the strengths and limitations of the various datasets within the publication, as well as the steps taken to engage with users. Further details on the assessment process can be found on the [UK Statistics Authority website](#).

2 Arrests and outcomes

Key results

- In the year ending 31 March 2020, there were **261 arrests** for terrorist-related activity in Great Britain, 19 fewer than the number in the previous 12-month period (**a fall of 7%**).
- **82 arrests resulted in a charge** (31%), of which **66 were for terrorism-related offences**.

This section presents statistics on the number of persons arrested by the police in Great Britain where there was suspicion of involvement in terrorist-related activity, either at the time of arrest or at a subsequent point in the investigation. In some cases, evidence may emerge after an arrest for a terrorism-related offence that suggests a suspect does not have links to terrorist activity but has committed a non-terrorism-related offence. These cases are included in the data as non-terrorism-related charges and/or convictions.

Prior to the June 2018 publication (covering the period to 31 March 2018), data in this release was restricted to arrests where the offence was considered to be related to terrorism. In response to feedback from stakeholders, Home Office statisticians widened the scope of the data collection to include all arrests with a terrorist element whether the offence was terrorism-related or not. This better reflects policing activity in recent years. Data in this release now contain information on all arrests related to terrorism activity, including a full back series.

Since the December 2019 publication (covering the period to 30 September 2019), postal charge requisitions and summonses have been included as part of the figures on arrests. This decision was taken following engagement NCTPHQ, as the postal charge requisitions and summonses can lead to terrorism-related charges and convictions. See the [user guide](#) for more detail.

Outcomes following arrests for terrorist-related activity are also included in the statistics, which show the number of arrests that led to a charge or prosecution as well as other outcomes. Demographic information about those arrested, charged and convicted is also provided in this section. All data in this section are based on the date of arrest. This allows users to see the outcomes of all the arrests in a specific period (such as how many led to a charge and conviction).

As cases progress over time, figures published in this release are likely to be revised. This is particularly relevant for more recent time periods where a larger number of cases will have not been finalised ('released on bail' or 'awaiting prosecution'). The effect on the arrests total will be minimal but the number of charges and convictions currently reported will increase in future releases, especially for cases from the more recent quarters where a greater number have not yet reached the point of charge or conviction.

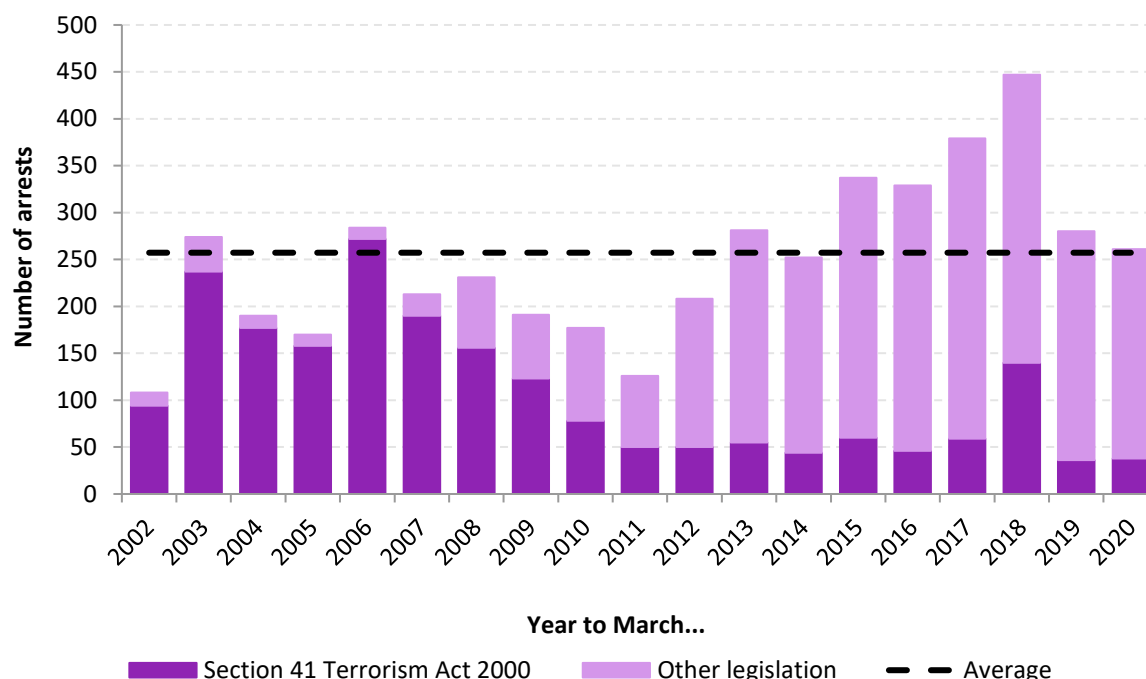
Data are provided to the Home Office by the National Counter Terrorism Police Operations Centre (NCTPOC) and are taken from a live database. This section includes annual breakdowns of the data from the 11 September 2001 (when the data collection began) to year ending March 2020, as well as quarterly trends over the most recent 9 quarters. The data were based on the latest position of each case as at the time of provision to the Home Office (on 26 April 2020).

A flow chart summarising this section is included in [Annex A](#). This follows individuals from the point of arrest through to charge (or other outcome) and prosecution. [Data tables A.01 to A.13](#) include data on arrests and outcomes. [Annual tables](#), which breakdown the data by rolling years to December, are also provided alongside this release.

2.1 ARRESTS

In the year ending 31 March 2020, there were 261 arrests for terrorist-related activity in Great Britain, 19 fewer than the previous 12-month period (a fall of 7%). This was the lowest number of arrests for terrorist-related activity in the last six financial years, and is close to the annual average of 257 arrests over the entire time series (Figure 2.1).

Figure 2.1: Arrests for terrorist-related activity, by legislation, years ending 31 March 2002 to 31 March 2020, Great Britain^{1,2,3}



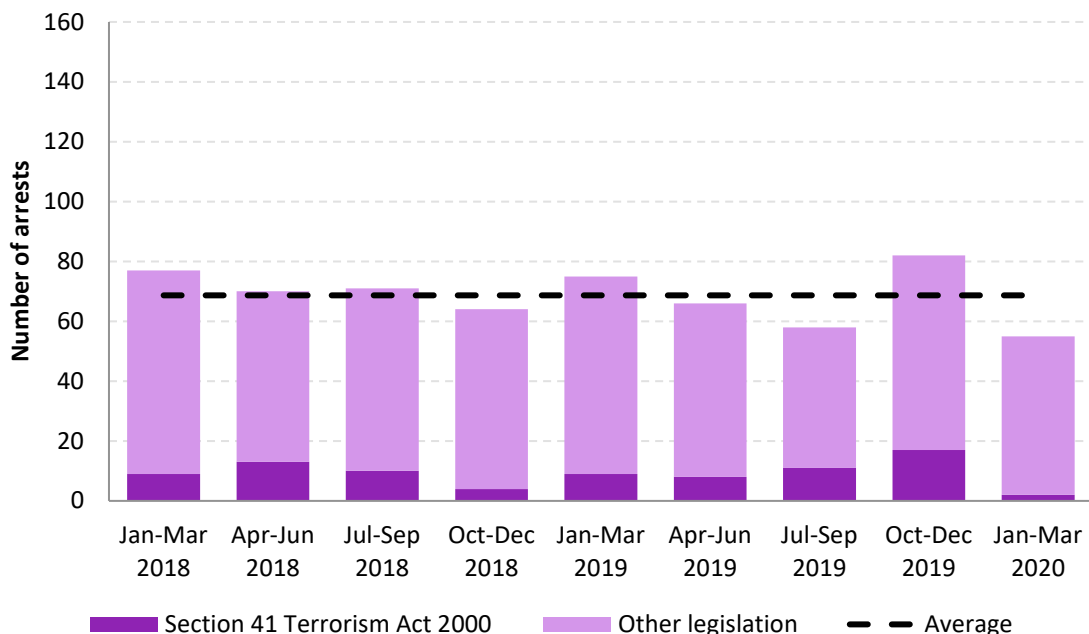
Source: NCTPOC (see [data table A.01](#))

Notes:

1. Figures for the year ending 31 March 2002 include data from 11 September 2001 onwards.
2. 'Other legislation' includes arrests under non-terrorism legislation, such as the Police and Criminal Evidence Act 1984.
3. Includes arrests that are considered by the NCTPOC to be terrorism-related, either at the time of arrest or at a subsequent point in the investigation.

As well as the year ending March 2020 having the lowest number of terrorism-related arrests in the last six years, the 55 arrests that took place between January 2020 and March 2020 was the lowest in the last nine quarters (Figure 2.2).

Figure 2.2: Arrests for terrorist-related activity, by legislation, 9 quarters to 31 March 2020, Great Britain^{1,2}



Source: NCTPOC (see [data table Q.01](#))

Notes:

1. 'Other legislation' includes arrests under non-terrorism legislation, such as the Police and Criminal Evidence Act 1984.
2. Includes arrests that are considered by the NCTPOC to be terrorism-related, either at the time of arrest or at a subsequent point in the investigation.

2.2 PRE-CHARGE DETENTION UNDER SECTION 41 OF THE TERRORISM ACT 2000

Once a suspect has been arrested by the police, they may be held for a specified period of time before being charged, giving the police time to investigate and gather evidence related to potential terrorism offences. The current maximum period of detention under s.41 of TACT 2000 is 14 days (which reduced from the previous limit of 28 days on 25 January 2011). This compares with a maximum of 4 days under standard arrest powers. Further details of the legislation can be found in the [user guide](#).

There were 38 detentions under s.41 of TACT 2000 in the year ending 31 March 2020, an increase of 2 compared with the 36 detentions in the previous year. Of the 38 detentions in the latest year, 22 led to a charge (58%).

Further details on the length and outcomes of detentions under s.41 of TACT 2000 can be found in [data table A.02](#).

2.3 CHARGES

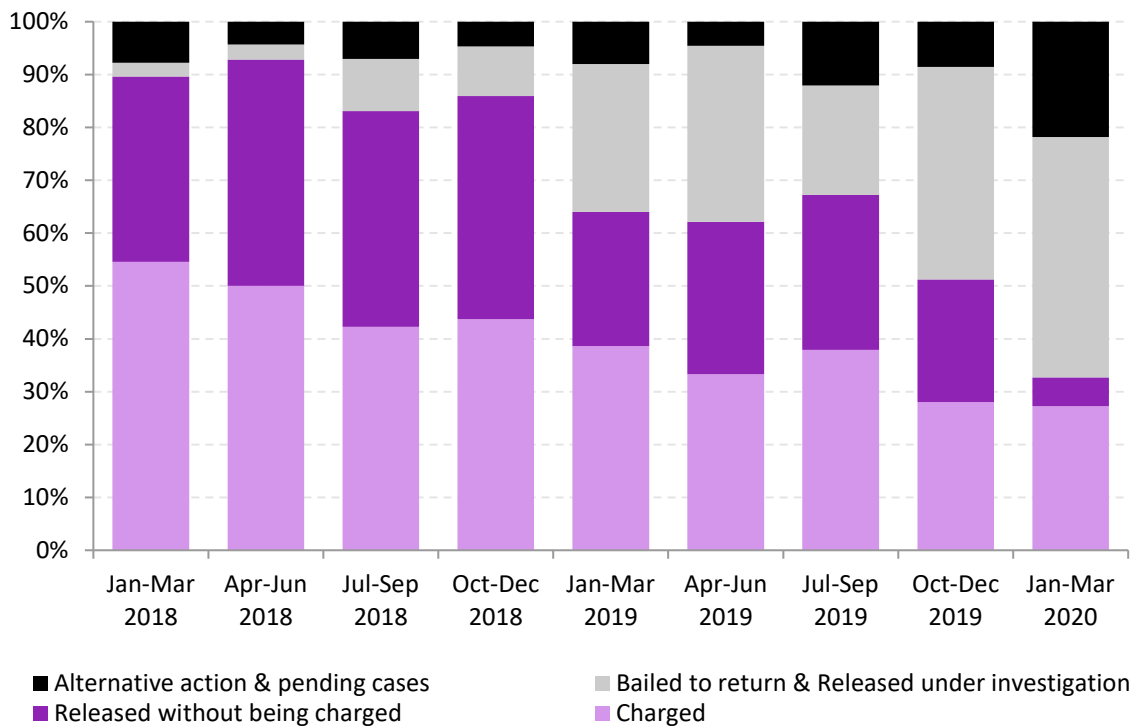
In line with the general convention for Home Office criminal justice statistics, when a person is charged or prosecuted for multiple offences at the same time, only the most serious offence is counted – usually the one that carries the highest penalty. This “principal offence rule” means the statistics provide a count of individuals charged rather than the total number of charges. More detailed information on the principal offence rule can be found in the accompanying [user guide](#). Further details of the legislation under which persons have been charged following an arrest for a terrorism-related activity can be found in [data tables A.05a-c](#).

Of the 261 arrests for terrorist-related activity in the year ending 31 March 2020:

- 92 (35%) persons were either released under bail pending further investigation or released under investigation without bail conditions
- 82 (31%) resulted in a charge, of which 66 were charged with terrorism-related offences
- 58 people (22%) were released without charge
- 19 (7%) faced alternative action, for example receiving a caution, being recalled to prison or being transferred to immigration authorities
- 10 cases were awaiting an outcome to be assigned at the time of analysis.

Given the number of cases still to be finalised in the latest year, the current charge rate shown in the more recent years/quarters is likely to be lower than final figures which will be published in subsequent releases. Until all cases in a given period are finalised, care should be taken when comparing charge rates over time.

Figure 2.3: Charging outcomes following an arrest for terrorist-related activity, 9 quarters to 31 March 2020, Great Britain^{1,2}

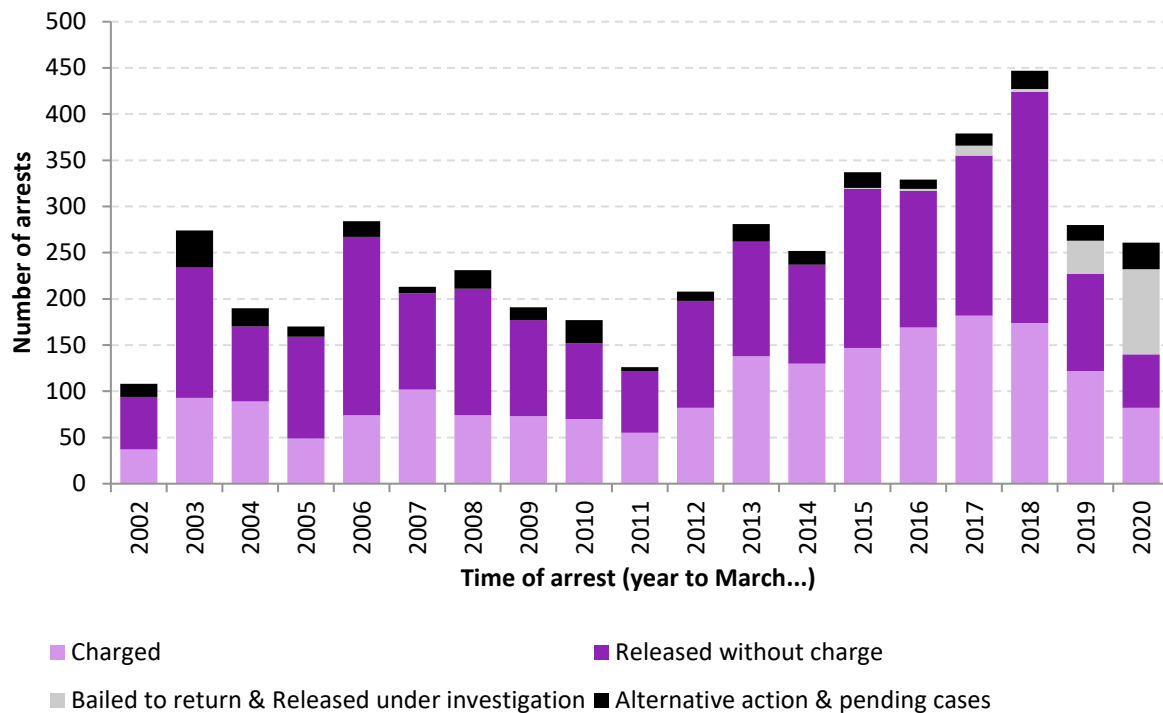


Source: NCTPOC (see [data table A.03](#))

Notes:

1. 'Alternative action' includes cautions for non-TACT 2000 offences, detentions under the Mental Health Act, recall to prison etc.
2. 'Bailed to return' includes those released on bail pending further investigation, and those who have absconded from bail. Those who were released under investigation were previously unable to be recorded separately and were recorded as 'released without charge'.

Figure 2.4: Charging outcomes following an arrest for terrorist-related activity, year ending March 2002 to March 2020, Great Britain^{1,2}



Source: NCTPOC (see [data table A.03](#))

Notes:

1. 'Alternative action' includes cautions for non-TACT offences, detentions under the Mental Health Act, recall to prison, and transfers to immigration authorities.
2. 'Bailed to return' includes those released on bail pending further investigations, and those who have absconded from bail. Those who were released under investigation were previously unable to be recorded separately and were recorded as 'released without charge'.

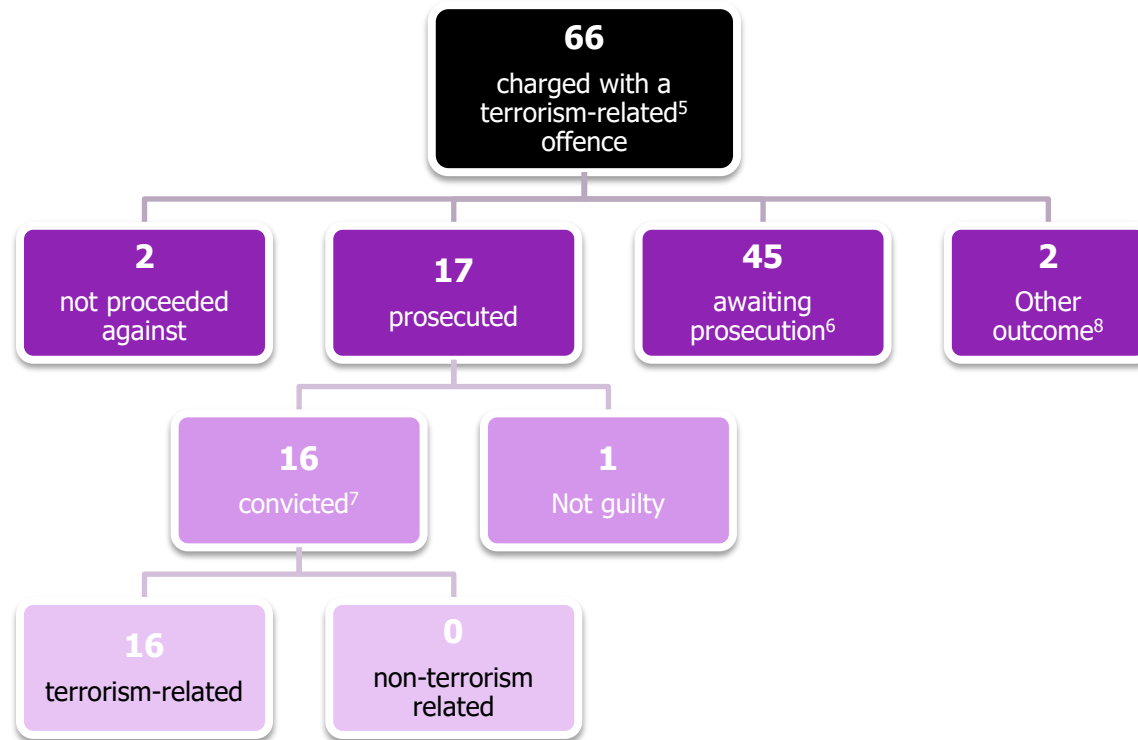
2.4 PROSECUTIONS

As with charges, statistics on prosecutions are also based on the principal offence rule. Where an individual is prosecuted for more than one offence at a time, they are classified in terms of a single offence – usually the most serious.

Figure 2.5 shows the outcomes following a charge for a terrorism-related offence.

Further details of the specific legislation under which persons have been convicted following a charge for a terrorism-related offence can be found in [data tables A.08a-c](#).

Figure 2.5: Outcomes following a charge for a terrorism-related offence, year ending 31 March 2020^{1,2,3,4}, Great Britain



Source: NCTPOC (see [data table A.06c](#))

Notes:

1. Based on the time of arrest.
2. A more detailed flow chart can be found in [Annex A](#).
3. Data presented are based on the latest position with each case as at the date of data provision from NCTPOC (26 April 2020).
4. The chart does not include outcomes following non-terrorism-related charges.
5. Terrorism-related charges and convictions include some charges and convictions under non-terrorism legislation, where the offence is considered to be terrorism-related.
6. Cases that are 'awaiting prosecution' are not yet complete. As time passes, these cases will eventually lead to a prosecution, 'other' outcome, or it may be decided that the individual will not be proceeded against.
7. Excludes convictions that were later quashed on appeal.
8. Includes other cases/outcomes such as cautions, transfers to UK Border Agencies, the offender being circulated as wanted and extraditions.

2.5 DEMOGRAPHICS OF PERSONS ARRESTED

This section provides more detail on the demographic and other characteristics of persons arrested. It includes data on:

- sex
- age
- ethnic appearance
- nationality.

Sex

As in previous years, and similar to other types of crime, the vast majority of those arrested for terrorism-related activity were males. However, 25 of the 261 arrests were females (10%), a fall of 9 arrests compared with previous 12-month period. The total number of females arrested was similar to the annual average arrested (24) over the entire time series. The proportion of females arrested has been just above the series average (9%) in each of the past seven years.

Age

There were falls in the number of arrests across all age-groups apart from '30 and over', which increased by 9 (from 140 to 149), compared with the previous year. As in previous years, the '30 and over' age-group accounted for the most arrests (57%). Those aged under 18 accounted for 5% of arrests, the same as the previous year.

Ethnic appearance as recorded by the arresting officer

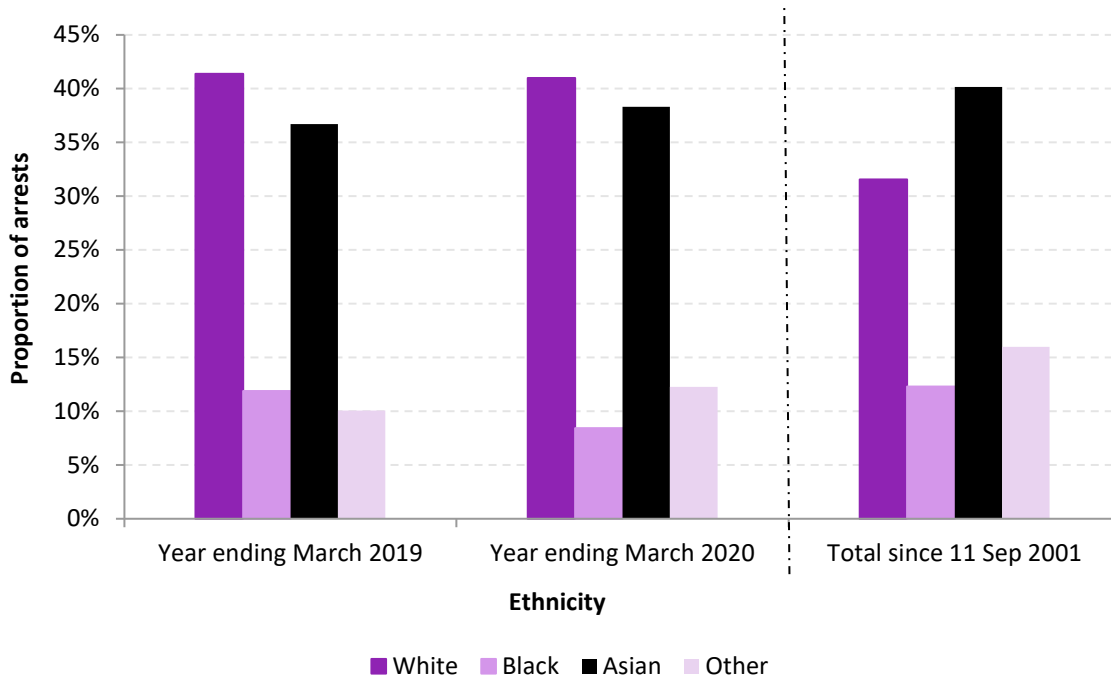
Figures in this section are based on the ethnic appearance of the arrestee as recorded by the arresting officer. In a small proportion of cases in the year ending March 2019 (0.7%) the ethnic appearance of the person arrests was not recorded. These cases are excluded from the analysis presented below.

There were falls in the number of arrests across all ethnic groups, apart from those of 'Other' ethnic appearance, which increased by 14% when compared with the previous year (from 28 to 32). Arrests for those of White ethnic appearance decreased by 7% when compared with the previous year (from 115 arrests to 107 arrests). There was also a 33% decrease in the number of arrests of people of Black ethnic appearance (from 33 arrests to 22) and a small 2% decrease in the number of arrests of people of Asian ethnic appearance (from 102 arrests to 100).

The proportion of White people arrested exceeded the proportion of Asian people arrested for the second consecutive year, having not done previously since the year ending March 2005. Arrests of persons of White ethnic appearance accounted for 41% of arrests, the same as the previous year. Those of Asian ethnic appearance accounted for 38% of terrorist-related arrests, up 1 percentage point on the previous year. The proportion of those

arrested who were of Black ethnic appearance decreased by four percentage points to account for 8% of all arrests. Those of ‘Other’ ethnic appearance accounted for 12% of arrests, up two percentage points on the previous year.

Figure 2.6: Proportion of persons arrested for terrorist-related activity by ethnic appearance^{1,2}, year ending 31 March 2019 and 31 March 2020, compared with total proportions since 11 September 2001



Source: NCTPOC (see [data table A.11](#))

Notes:

1. As recorded by the police at time of arrest.
2. Excludes those whose ethnicity is not known.

Nationality

Of those arrested in the latest year, 74% considered themselves to be of British or British dual nationality, up two percentage points on the previous year. Since 11 September 2001 (when the data collection began), 61% of those arrested considered themselves to be of British or British dual nationality (Table 2.1).

Table 2.1: Number of persons arrested for terrorist-related activity, since 11 September 2001, by self-defined nationality^{1,2}

Self-defined nationality	<i>Numbers & percentages</i>	
	Total since Sep 11 2001	Great Britain Proportion of all arrests (%)
Great Britain ³	2,888	61
Algeria	194	4
Iraq	172	4
Pakistan	170	4
Iran	91	2
Afghanistan	91	2
Somalia	82	2
Turkey	81	2
India	61	1
Sri Lanka	57	1

Source: NCTPOC (see [data table A.11](#))

Notes:

1. The nationalities presented here are those declared by persons at the time of arrest and may differ from their country of origin.
2. Only the first 10 countries, by number of persons arrested for terrorist-related activity, are included in the table.
3. Figures for Great Britain include those with 'British dual' nationality.

3 Court proceedings

Key results

- In the year ending 31 March 2020, **50 persons were tried for terrorism-related offences, a fall of 25 (33%) from the 75 persons in the previous year.**
- Of the 50 persons tried for terrorism-related offences, **43 were convicted (86%).**
- Of the 43 persons convicted of terrorism-related offences, **24 (56%) pleaded guilty and 19 (44%) entered a not-guilty plea.**
- There were **20 appeals** against court convictions or sentences, of which **3 resulted in reduced sentences.**

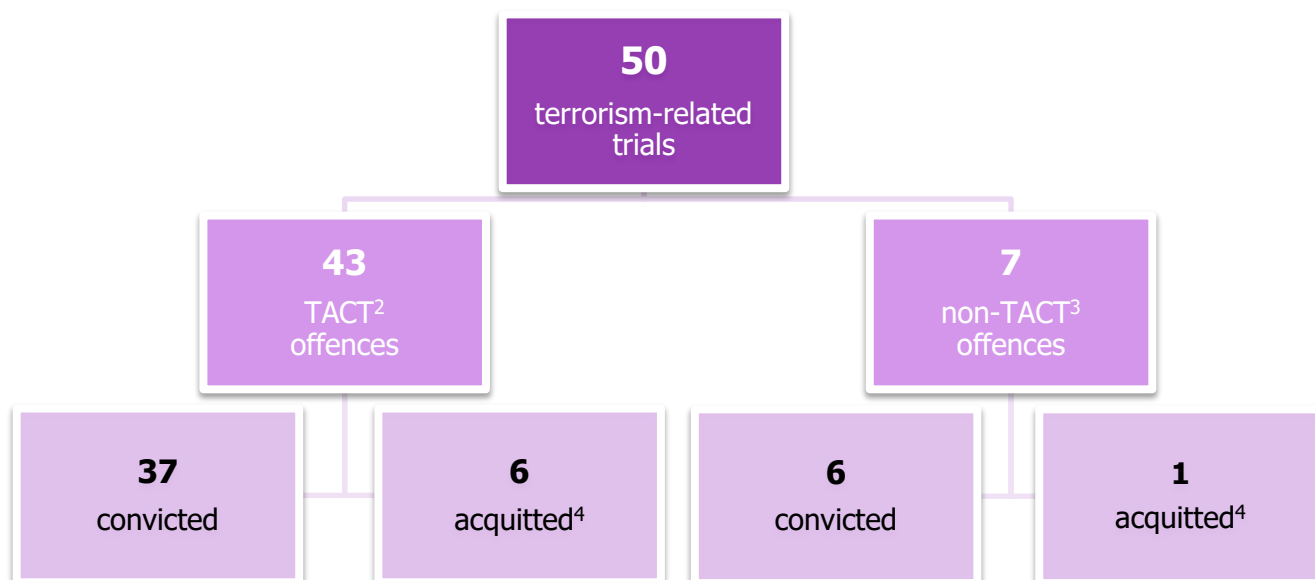
This section presents statistics on prosecutions for terrorism-related offences in England and Wales. It provides data on the number of persons prosecuted and convicted, including information on the legislation under which they were prosecuted. It also provides information on the length and type of sentence that each convicted person received. Data in this section are based on the trial completion date and are not directly comparable to the prosecutions data in section 2, Arrests and outcomes, which is based on the date of arrest.

Data are provided to the Home Office by the Crown Prosecution Service Counter Terrorism Division (CPS CTD). The data cover terrorism-related court cases that were completed in the 11 years from the year ending March 2010 up to the year ending March 2020.

3.1 COURT PROCEEDINGS

In the year ending 31 March 2020, 50 persons were tried for terrorism-related offences, a fall of 25 (33%) from the 75 persons in the previous year and a fall of 31 (38%) from the peak in the year ending March 2018 ([data table C.01](#)). Of the 50 persons tried for terrorism-related offences, 43 were convicted. Figure 3.1 shows the outcomes for the 50 persons proceeded against.

Figure 3.1: Outcome of terrorism-related trials under TACT and non-TACT legislation, year ending 31 March 2020, England and Wales¹



Source: CPS CTD (see [data tables C.01-C.03](#))

Notes:

1. Based on the principal offence for which the defendant was prosecuted against.
2. TACT offences include offences specifically under terrorism legislation.
3. Non-TACT offences include offences under other legislation.
4. Can include trials ending in a hung jury, or where the prosecution offered no evidence.

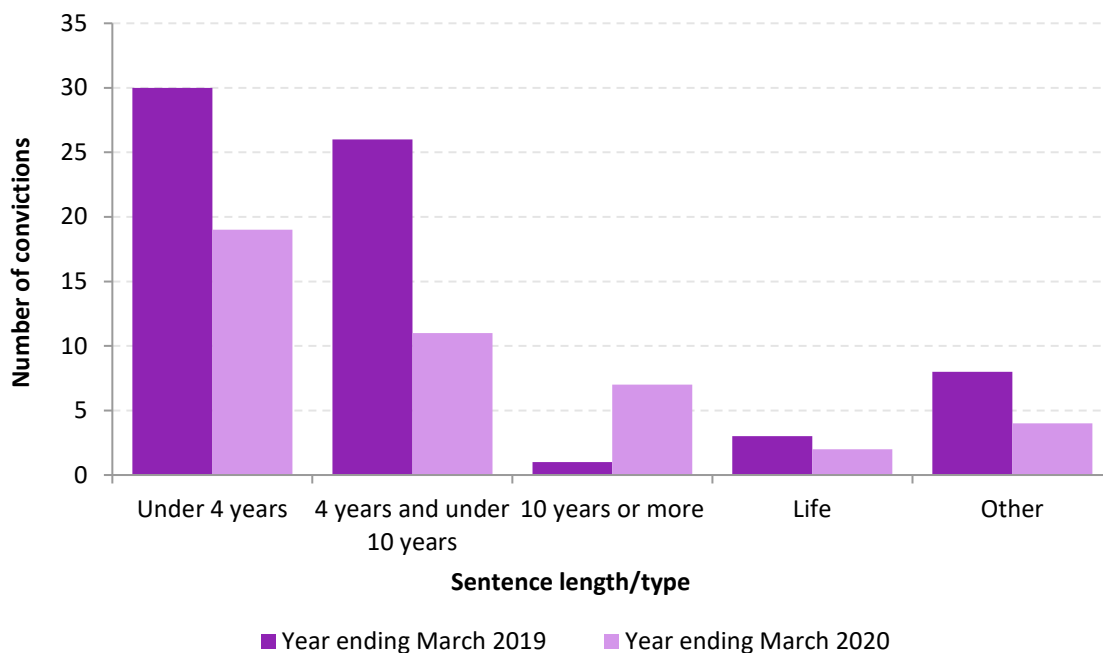
3.2 SENTENCING

The most common sentence length in the latest year was under 4 years, which accounted for 44% of sentences (19 of 43 convictions). There were 11 sentence lengths between 4 and 10 years, accounting for 26% of the total. Two individuals received life sentences, down from 3 in the previous year and 10 in the year before that.

Those given a life sentence accounted for 5% of all those sentenced in the latest year, a similar proportion (4%) as the previous year. The number of sentences of 10 years or more increased, from 1 to 7, compared with last year. The number of non-custodial sentences decreased from 8 to 3 in the latest year. There was also 1 hospital order in the latest year, compared with none in the previous year.

Of the 43 persons convicted of terrorism-related offences, 24 (56%) pleaded guilty and 19 (44%) entered a not-guilty plea. The proportion convicted that pleaded guilty was 16% lower the previous year, when 49 of the 68 persons convicted (72%) entered a guilty plea.

Figure 3.2: Sentence length for persons convicted for terrorism-related offences, year ending 31 March 2020 compared with the previous year, England and Wales^{1,2}



Source: CPS CTD (see [data table C.04](#))

Notes:

1. Based on the trial completion date.
2. The 'Other' category includes hospital orders and non-custodial sentence

3.3 APPEALS AGAINST CONVICTIONS AND SENTENCES

Over the 11-year period from 1 April 2009 to 31 March 2020, a total of 136 appeals against terrorism convictions were heard, of which 118 were either dismissed by the court or abandoned by those lodging the appeal prior to the decision being made ([data table C.05](#)). Over the 11-year time period, none of the appeals resulted in convictions being quashed. However, 17 appeals resulted in a sentence being reduced and 1 resulted in a sentence being increased.

In the latest year there were 20 appeals, an increase of 4 compared with 16 in the previous year. This was the second highest number of appeals in a financial year over the 11-year time period, exceeded only by 25 appeals in the year ending March 2018. 3 appeals resulted in a reduced sentence in the year ending March 2020, with the remaining 17 appeals either dismissed or abandoned.

4 Terrorist prisoners

Key results

- As at 31 March 2020, there were **238 persons in custody for terrorism-related offences** in Great Britain, **an increase of 14 compared with 31 March 2019**.
- Of those in custody, the vast majority (**77%**) were categorised as holding **Islamist-extremist views**. A further **18% were categorised as holding far right-wing ideologies**.
- A total of **55 prisoners held for terrorism-related offences were released** from custody in Great Britain in the latest year for which figures are available (year ending 31 December 2019).

Statistics presented in this section give information on the number of persons in custody for terrorism-related offences in Great Britain. It includes breakdowns of their ethnicity, nationality, ideology and religion.

Prior to June 2018, the Home Office published figures on both terrorist prisoners and domestic extremist/separatist prisoners. However, following feedback from data providers at Her Majesty's Prison and Probation Service (HMPPS), it was decided that prisoners categorised as 'domestic extremist/separatist' prisoners would be counted within the 'TACT/TACT-related' cohort, where the threshold for this is met, i.e. for offences which the court has determined have a terrorist connection. This was to remove the previous subjectivity around the categorisation of domestic extremist prisoners. Furthermore, this section now also includes information on the 'ideology' held by prisoners.

Data were provided to the Home Office by HMPPS and the Scottish Prison Service (SPS) giving information about the prison population for the 11 years from 31 March 2010 to 31 March 2020, and also at the end of the 9 quarters to 31 March 2020. Data on the number of prisoners released were also provided and cover the 7 years ending 31 December, from 2013 to 2019, as well as the 9 quarters to 31 December 2019. Prisoner release figures as at 31 March 2020 are not yet available as these will form a subset of the prison releases statistics which will be published by the Ministry of Justice in their [Offender management statistics quarterly](#) release in July 2020.

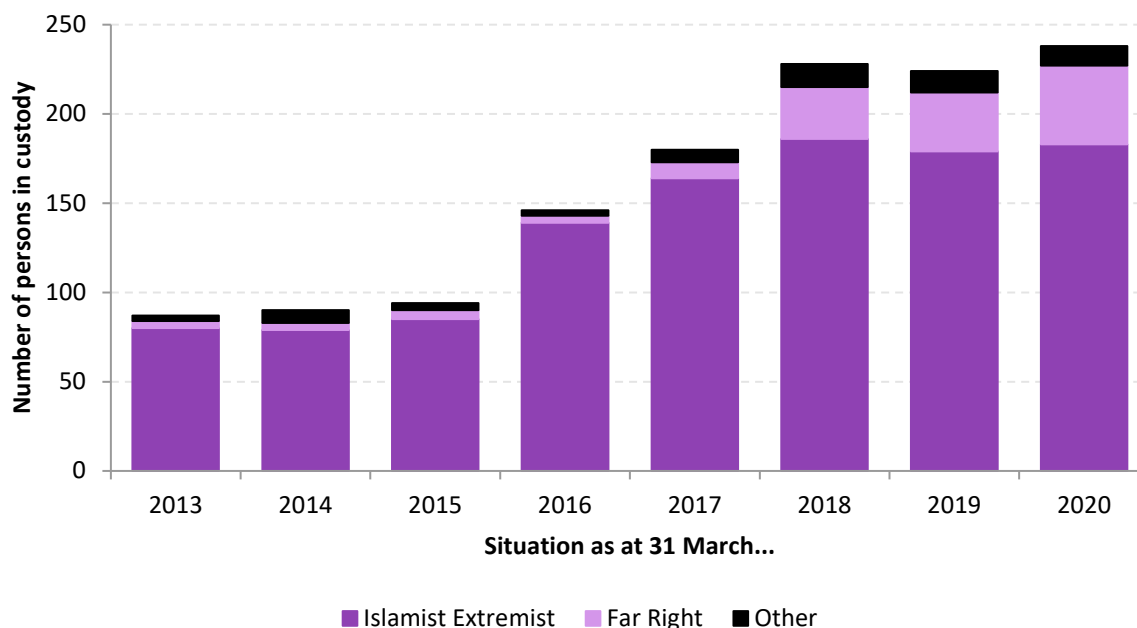
4.1 PERSONS IN CUSTODY

As at 31 March 2020, there were 238 persons in custody for terrorism-related offences in Great Britain, an increase of 14 compared with the previous year.

Of those in custody, around three quarters (77%) were categorised as holding Islamist-extremist views. A further 18% were categorised as holding far right-wing ideologies with the remaining prisoners (5%) holding beliefs related to other ideologies.

The number of Islamist-extremist prisoners held in custody (183), as at 31 March 2020, was 5% below the peak of 192 as at 31 December 2017. The proportion of prisoners holding far-right ideologies has increased steadily over the past 3 years, with the number up from 33 to 44 in the latest year. There were 11 prisoners holding ‘Other’ ideologies, a decrease of 1 on the previous year.

Figure 4.1: Number of persons in custody for terrorism-related offences, by ideology, years ending 31 March 2013 to 31 March 2020, Great Britain^{1,2,3,4}



Source: HMPPS and SPS (see [data table P.01](#))

Notes:

1. [HM Government’s Prevent Strategy 2011](#) defines an ideology as a set of beliefs. An ideologue is a proponent as well as an adherent of an ideology.
2. ‘Islamist extremist’ refers to prisoners from Islamic proscribed groups who advocate, justify or glorify acts of violence (especially against civilians) or other illegal conduct to achieve fundamental changes to society.
3. ‘Far right’ refers to individuals from politically far right-wing proscribed groups such as National Action which became the first extreme right-wing group to be proscribed as a terrorist organisation in December 2016.
4. ‘Other’ refers to individuals from proscribed groups not categorised as ‘Islamist extremist’ or ‘far right-wing’.

Of the 238 persons in custody, 211 had been convicted (89%). The remaining 11% were being held on remand (held in custody until a later date when a trial or sentencing hearing will take place).

4.2 PERSONS RELEASED FROM CUSTODY

A total of 55 prisoners held for terrorism-related offences were released from custody in Great Britain in the latest year for which figures are available (year ending 31 December 2019)¹. Of these, 41 (75%) were persons released from custody after serving sentences, many of whom will be subject to meeting certain licence conditions.

¹ Figures as at 31 March 2020 are not yet available from HMPPS as these will be published by MoJ in July 2020.

Of the 55 released from custody, 14 had received sentences of less than 4 years, and 27 had sentences of 4 years or more (including 1 life sentence). No one was released following an indeterminate sentence for public protection. 14 had not yet been sentenced.

For more details on releases from custody, see the [user guide](#).

5 Other police powers under the Terrorism Act 2000

Key results

- In the year ending 31 March 2020, **589 persons were stopped and searched by MPS under s.43 of TACT 2000**. This was a **decrease of 14%** when **compared with the previous year's total of 685**.
- In the latest year there were **51 arrests** resulting from a s.43 stop and search, **down 19 on the previous year's total of 70**.
- There were **9 police cordons under s.33 of TACT 2000**, down 6 on the previous year and **the lowest number in the 11-year time-series**.

This section presents statistics on the use of stop and search powers available to the police under the Terrorism Act 2000 (TACT 2000). It includes data on the number of stop and searches, and resultant arrests, carried out under s.43 of TACT 2000 (by the Metropolitan Police Service (MPS) only) and s.47A of TACT 2000 (by all police forces). It also contains data on the use of powers under Schedule 7 to TACT 2000 in Great Britain. This includes the number of examinations, resultant detentions, strip-searches, the number of times postponement of questioning (usually to enable an individual to consult a solicitor) was refused, and the number of sea and air freight examinations.

Data on s.47a stop and search are provided to the Home Office by police forces, and data on s.43 stop and search are currently provided on a quarterly basis for this release by MPS only. S.43 stop and search figures for other forces are published annually by the Home Office in the [Police powers and procedures](#) release. Data on Schedule 7 are provided to the Home Office by the National Counter Terrorism Policing Headquarters (NCTPHQ). This section includes annual breakdowns for the last 9 years (when the data collection began) up to the year ending March 2020.

Following the Parsons Green attack, on 15 September 2017, the police used the power of stop and search under s.47a of TACT 2000 (previously s.44) for the first time. This power allows the police to exercise stop and searches when there is reasonable suspicion an act of terrorism will take place, and only when such powers are considered necessary to prevent such an act taking place. This was the first time they had been used in Great Britain since the legislation was formally amended in 2011. Following the attack on Parsons Green, 4 forces authorised the use of these powers: British Transport Police, City of London Police, North Yorkshire Police and West Yorkshire Police. There was a total of 128 stops (126 of which were conducted by BTP) resulting in 4 arrests (all BTP).

Further details on the use of s.47a can be found in the [code of practice](#) for the exercise of stop and search powers.

Data on police cordons are provided by the National Counter Terrorism Policing Operations Centre (NCTPOC). This section includes annual breakdowns for the last 11 years (when the data collection began) up to the year ending March 2020.

5.1 STOP AND SEARCH UNDER SECTION 43 OF THE TERRORISM ACT 2000

Section 43 of TACT 2000 allows a constable to stop and search a person whom he/she reasonably suspects to be involved in terrorist activity. This section includes data from MPS only and excludes 'vehicle only' stops and searches.

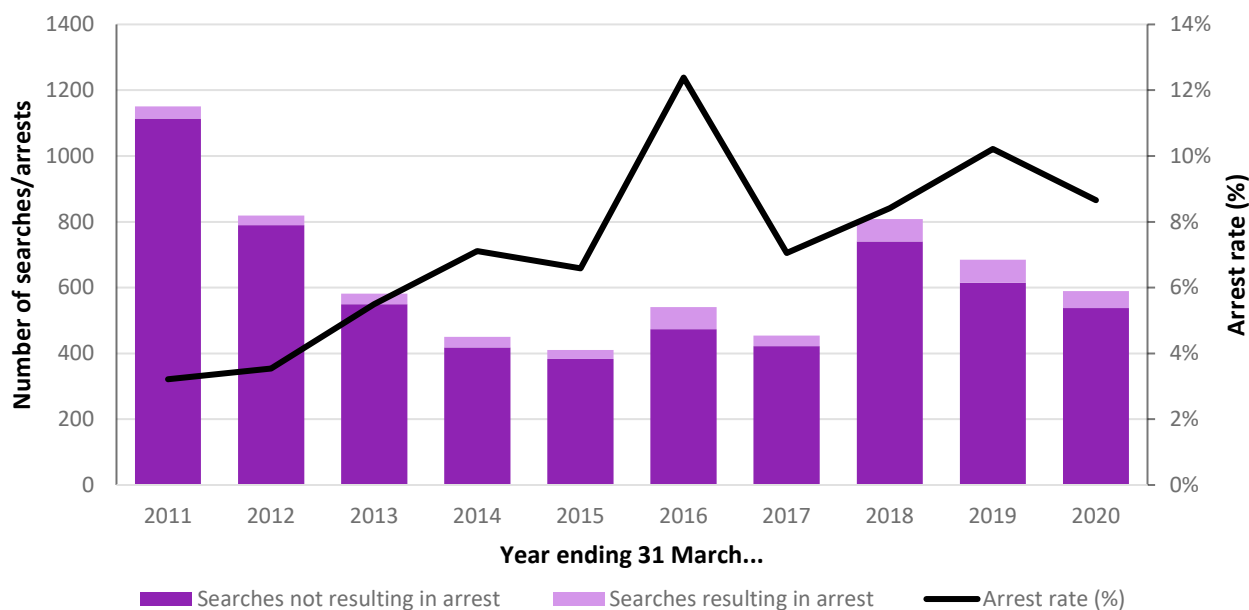
There was a large reduction in the use of s.43 stops between 2011 (when the data collection began) and 2015, during which time numbers fell 64%, down from 1,151 to 410 stops. There was then an increase in the next three years, up to a total of 808 stops in 2018. In the year ending 31 March 2020, 589 persons were stopped and searched by MPS under s.43 of TACT 2000, a decrease of 14% when compared with the previous year's total of 685. (Figure 5.1).

In the latest year there were 51 arrests resulting from a s.43 stop and search, down 19 on the previous year's total of 70. The arrest rate was down 1 percentage point on the previous year, with 9% of stops resulting in arrest.

There was a greater number of stops where the ethnicity was not stated (up from 118 to 143). In cases where the ethnicity was known, there were decreases in all categories:

- 'White or White British' (down from 188 to 170)
- 'Asian or Asian British' (down from 175 to 133)
- 'Black or Black British' (down from 100 to 66)
- 'Chinese or Other' (down from 79 to 54)
- 'Mixed' (down from 25 to 23).

Figure 5.1: Stop and searches¹ under s.43 of TACT 2000, MPS



Source: MPS (see [data table S.01](#))

Notes:

1. Excludes 'vehicle only' searches.

Details on the overall use of stop and search in England and Wales can be found in the Home Office [Police powers and procedures, England and Wales](#) statistical release. MPS also publishes [monthly reports](#) on the use of stop and search within its force area.

5.2 SCHEDULE 7 TO TACT 2000

Under Schedule 7 to TACT 2000, an examining office has a number of powers, the uses of which are covered in this section. These include:

- examinations of persons and resultant detentions
- strip-searches
- refusals to postpone questioning (usually to enable an individual to consult a solicitor) and,
- examinations of goods.

Data have also been provided on how frequently other powers have been used in Great Britain under Schedule 7 to restrict or qualify a person’s access to a solicitor. As well as ‘refusal to postpone questioning’, which has been published since 2016, this release now also covers use of powers where a person is:

- required to consult a solicitor by phone
- delayed access to a solicitor
- or required to consult in sight and hearing of a qualified officer.

Examinations and resultant detentions

An examining officer may stop and question individuals entering and leaving the country through ports, airports, international rail stations and the border area. When necessary they may also detain and search individuals. The aim is to determine whether or not that person is or has been concerned with the commission, preparation or instigation of acts of terrorism.

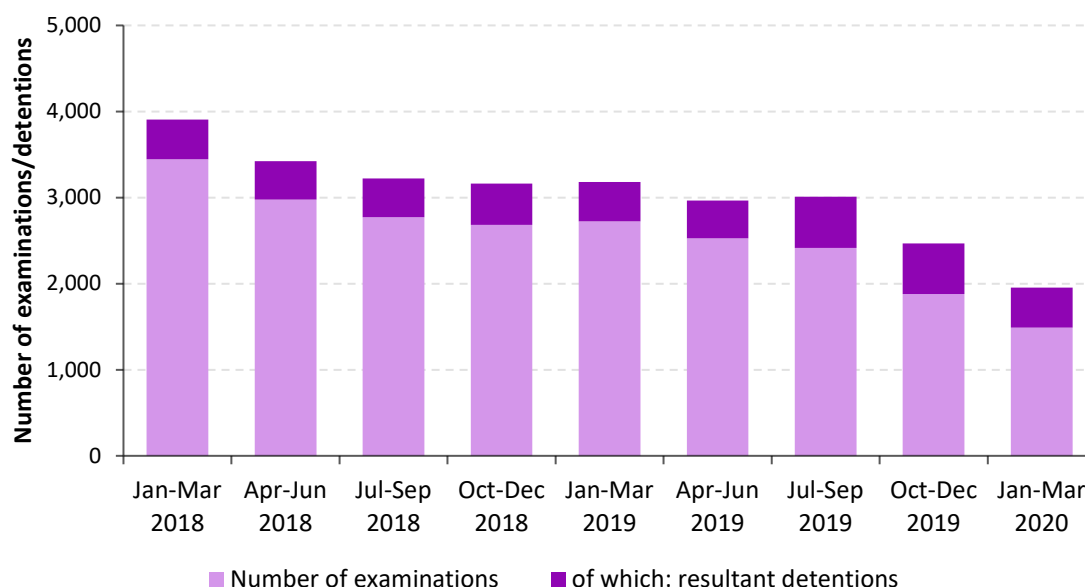
In the year ending 31 March 2020, a total of 8,311 persons were subject to the use of this power in Great Britain. This was a fall of 25% compared with the previous year (when there were 11,154 examinations), and of 87% since the data were first collected in the year ending 31 March 2012 (when 63,902 persons were examined under Schedule 7). Since the data collection began there have been average annual falls of 22%. There has been increased public scrutiny of this power in recent years, which may have driven a more targeted approach in its use. This is reflected in the increased rate of detention (see Figure 5.2 below).

Of the 8,311 persons (excluding the 1,080 whose ethnicity was not stated; 13% of the total):

- 32% identified as 'Chinese or other'
- 30% identified as 'Asian or Asian British'
- 25% identified as 'White'
- 8% identified as 'Black or Black British'
- 6% identified as 'Mixed'.

The number of detentions following examination increased by 14% from 1,832 in the previous year to 2,088 in the latest year. The Anti-Social Behaviour, Crime and Policing Act 2014, which came into effect in October 2014, amended the powers under Schedule 7 to TACT 2000 to ensure that a mandatory detention takes place where an examination lasts for longer than 1 hour. The rate of detention following an examination in the latest year was 25%, up from 16% in the previous year. This continues the upward trend in the rate of detention following examinations in recent years.

Figure 5.2: Number of Schedule 7 to TACT 2000 examinations¹ and resultant detentions, 9 quarters to 31 March 2020, Great Britain



Source: NCTPHQ (see [data table S.04](#))

Notes:

1. Excludes examinations of unaccompanied freight.

5.3 OTHER POWERS UNDER SCHEDULE 7 TO TACT 2000

The following section includes information on several additional powers under Schedule 7 to TACT 2000. This includes:

- strip-searches;
- postponement of questioning refusals; and
- examinations of goods (sea and air freight).

Data on these powers have been collected by the Home Office since April 2015.

In the year ending 31 March 2020

- 1 strip-search was carried out under the power
- a total of 781 air freight and 3,876 sea freight examinations were conducted in Great Britain
- postponement of questioning (usually to enable an individual to consult a solicitor) was refused on five occasions.

Furthermore, data have been provided on how frequently powers have been used to restrict or qualify a person’s access to a solicitor by: requiring the person to consult a solicitor by phone, delaying access to a solicitor, and requiring the person to consult in sight and hearing of a qualified officer. These data have been collected since April 2019.

In the year ending 31 March 2019, powers to restrict or qualify a person's access to a solicitor were used three times. On these occasions the person was required to consult a solicitor by phone.

Details on each power can be found in the [user guide](#).

5.4 CORDONS UNDER SECTION 33 OF THE TERRORISM ACT 2000

Section 33 of TACT 2000 gives police officers of at least the rank of superintendent the power to authorise the use of a cordon in an area where it is considered expedient to do so for the purposes of a terrorist investigation. A police officer may order persons and drivers to leave cordoned areas, and prohibit pedestrian or vehicle access. Cordons are typically set up to investigate a suspected package or to deal with the consequences of a terrorism-related incident. Further information on this power can be found in the user guide.

In the year ending March 2020, there were 9 cordons set up in Great Britain, 6 fewer than the number set up in the previous year (15), and 42 fewer than the year ending March 2018, which was the highest number in any year since the data collection began in 2009. The year ending March 2020 saw the lowest number of cordons set up in Great Britain since the data collection began. Of the 9 cordons set up in the year ending March 2020, 5 were set up by Great Manchester Police, 3 more than the previous year. Two were set up by Lancashire Police, the same as the previous year. One was set up by the Metropolitan Police Service, 8 fewer than the previous year, and 1 was also set up by City of London Police. Further details on police cordons can be found in [table S.04](#).

6 Further information

Accompanying user guide and tables

The [user guide](#) provides further details on this release, including the strengths and limitations of the datasets, and the quality assurance processes involved in the production of this release. It also includes a summary of the criminal justice process, a glossary of terms used, and detail about the legislation and categories mentioned in this release.

A flow chart summarising the **Arrests and outcomes** section of this release can be found in [Annex A](#).

Future Releases

The information published in the quarterly 'Operation of police powers under the Terrorism Act 2000' statistics is kept under review, taking into account the needs of users, and burdens on suppliers and producers, in line with the [Code of Practice for Statistics](#). If you have any comments, suggestions or enquiries, please contact the team via email using: crimeandpolicestats@homeoffice.gov.uk.

Other related publications

The annual '[Police powers and procedures](#)' publication provides information on use of various powers by police in England and Wales including: arrests for notifiable offences, stop and searches under section 1 PACE and associated legislation, Best Use of Stop and Search (BUSS) statistics, motoring offences, and detentions under the Mental Health Act 1983.

Northern Ireland Security Statistics are published by the Northern Ireland Office [here](#).

Feedback and enquiries

We welcome feedback on the quarterly statistics release. If you have any feedback or enquiries about this publication, please contact crimeandpolicestats@homeoffice.gov.uk

Statistical Bulletins are prepared by staff in Home Office Statistics under the National Statistics Code of Practice and can be downloaded from GOV.UK:

<https://www.gov.uk/government/organisations/home-office/about/statistics>

Bulletin Number: 15/20

ISSN: 1759-7005



© Crown copyright 2020

This publication is licensed under the terms of the Open Government Licence v3.0 except where otherwise stated. To view this licence, visit nationalarchives.gov.uk/doc/open-government-licence/version/3 or write to the Information Policy Team, The National Archives, Kew, London TW9 4DU, or email: psi@nationalarchives.gsi.gov.uk.

Where we have identified any third-party copyright information you will need to obtain permission from the copyright holders concerned.