

Testing and new cases (UK)



Testing

Includes tests conducted and shipped.
Some people are tested more than once.

128,437 tests as of 1 June

4,484,340 tests in total

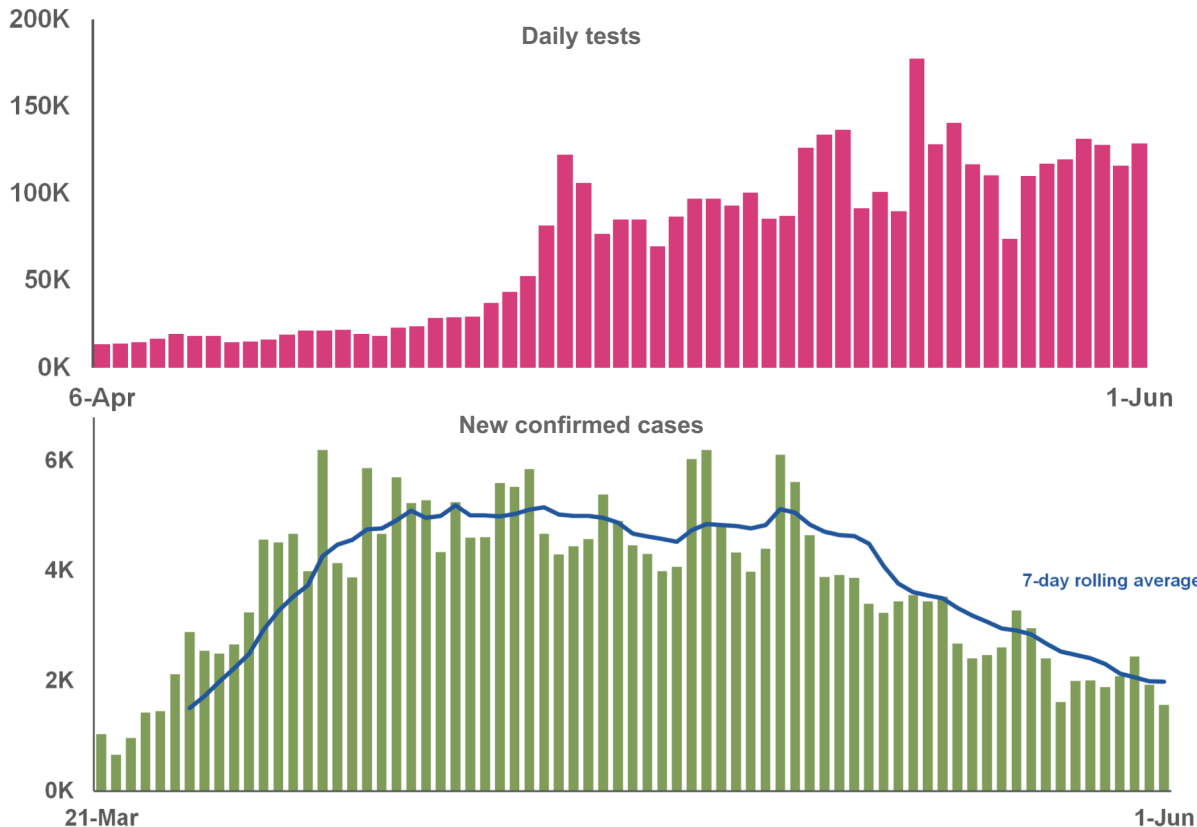


Confirmed cases

Only includes cases tested positive.
There are more cases than confirmed here.

1,570 cases confirmed as of 1 June

276,332 cases confirmed in total



Data from Hospitals



479

Estimated admissions with COVID-19 (England)

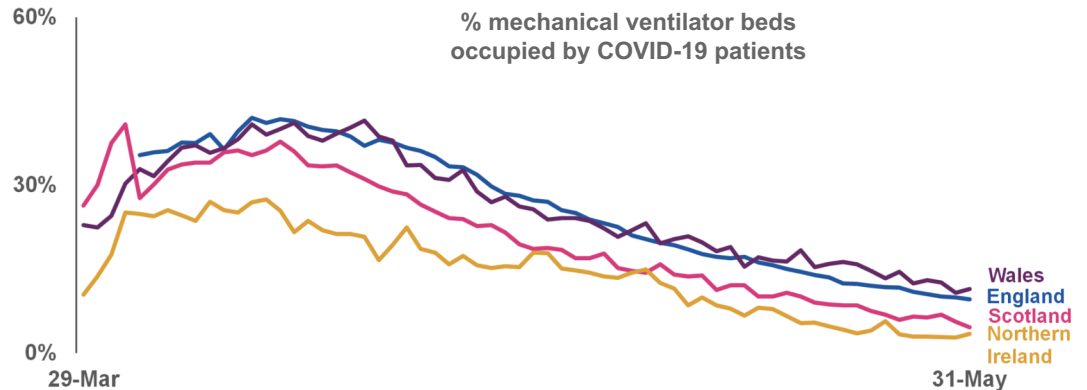
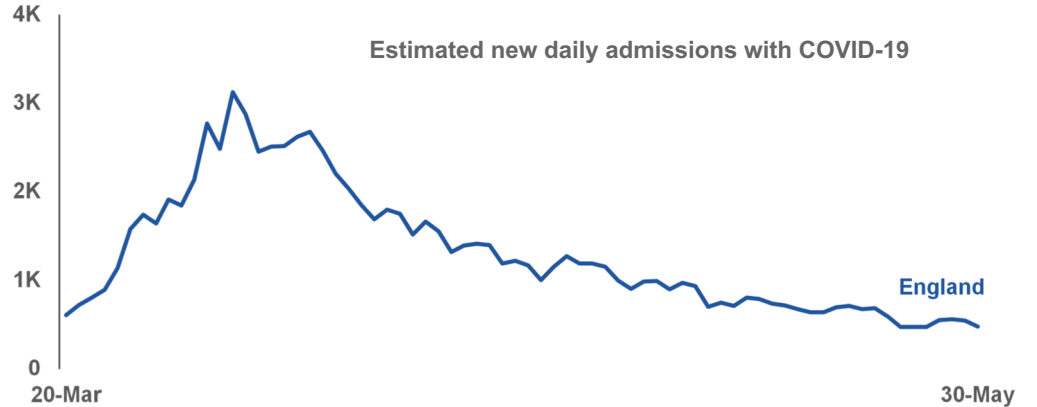
on 30 May
Down from 595 on 23 May



9%

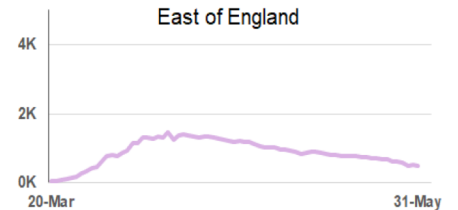
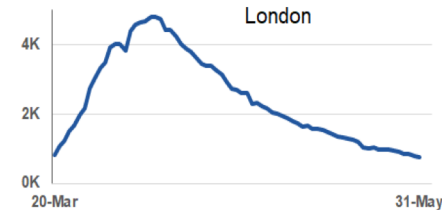
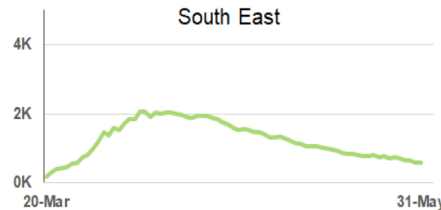
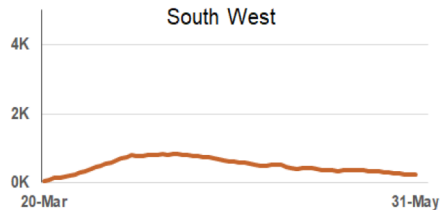
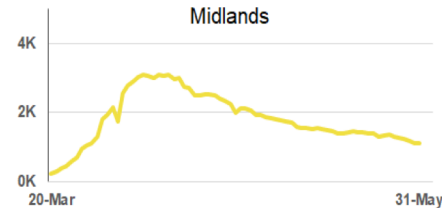
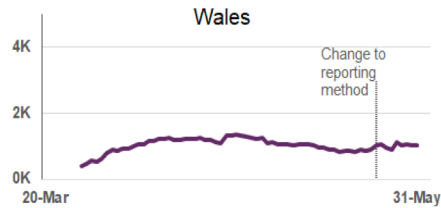
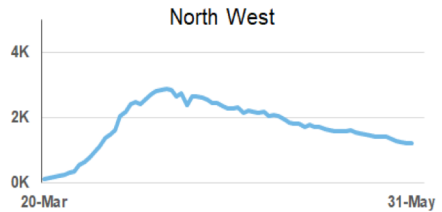
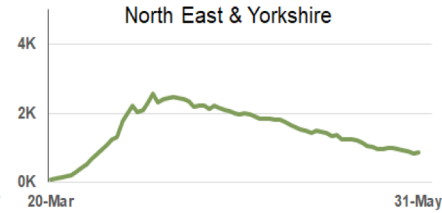
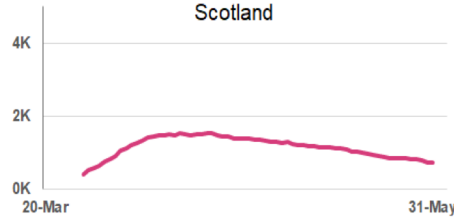
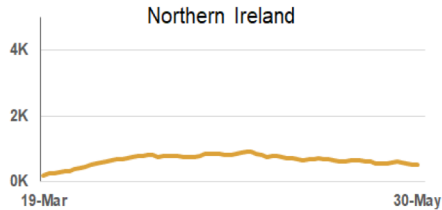
Of mechanical ventilator beds occupied with COVID-19 patients (UK)

on 31 May
Down from 12% on 24 May



People in Hospital with COVID-19 (UK)

7,541 people are in hospital with COVID-19, down from 8,830 this time last week.



Daily COVID-19 deaths confirmed with a positive test (UK)

The numbers presented here from the Department for Health and Social Care relate to deaths where COVID-19 was confirmed with a positive test.



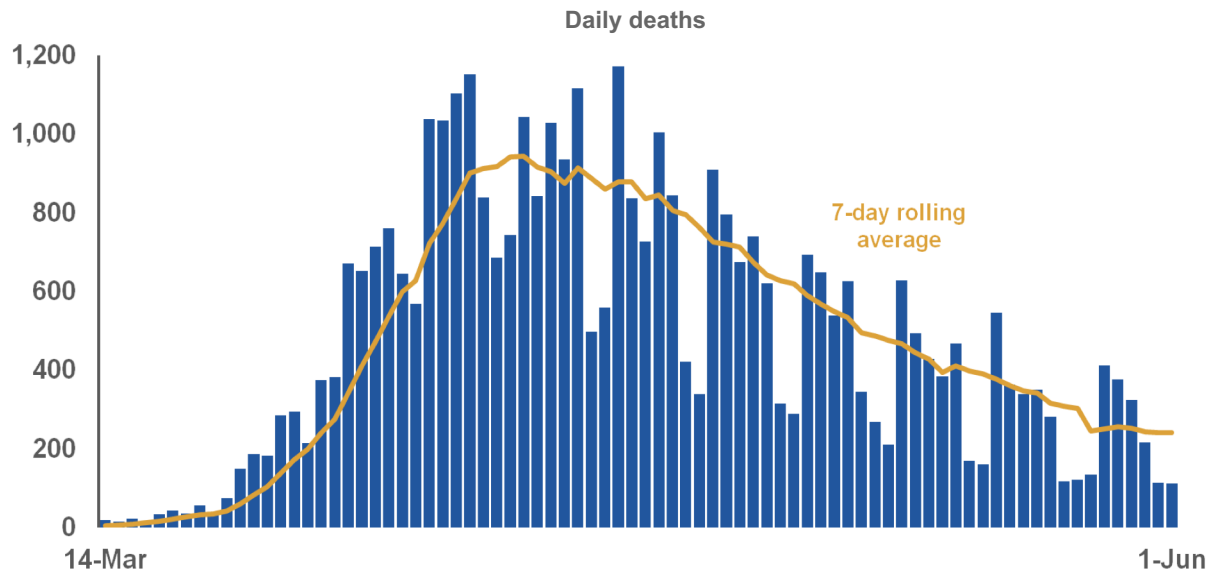
On 1 June DHSC reported

111

Daily COVID-19 deaths confirmed with a positive test

39,045

Total COVID-19 deaths confirmed with a positive test



Weekly registered deaths from the Office for National Statistics include cases where COVID-19 is mentioned on the death certificate but was not confirmed with a test. On 15 May, ONS reported 45,231 cumulative registered deaths from COVID-19. This was 11,233 more than the DHSC figure for the same date.

Annex: Statistical notes

Testing and new cases (UK)

Tests: The [number of tests](#) includes: (i) tests processed through our laboratories, and (ii) tests sent to individuals at home or to satellite testing locations. Tests processed through laboratories are counted at the time of processing in the laboratory and not when they are issued to people. Tests sent to individuals at home or to satellite testing locations are counted when tests are dispatched and not at the time of processing in the laboratory.

Cases: [Cases](#) are reported when lab tests are completed. This may be a few days after initial testing. Chart date corresponds to the date tests were reported as of the 24 hours before 9am that day. Only includes cases tested positive. There are more cases than confirmed here. There may be a small percentage of cases where the same person has had more than one positive test result for COVID-19.

Data from hospitals

Estimated daily admissions with COVID-19 (England): England data captures people admitted to hospital who already had a confirmed COVID-19 status at point of admission, and adds those who tested positive in the previous 24 hours whilst in hospital. Inpatients diagnosed with COVID-19 after admission are assumed to have been admitted on the day prior to their diagnosis.

Ventilator beds with COVID-19 patients (UK): Reporting on bed capacity has shifted from critical care bed capacity to ventilator bed capacity, which is a clearer indicator of our ability to care for COVID-19 patients. Overall percentage of Mechanical Ventilation beds that are occupied by COVID patients, by nation. This measure includes both Nightingale hospitals and Dragon's Heart/Ysbyty Calon y Ddraig field hospital. The trends in this graph are impacted by both reserved and devolved policies. For Wales, mechanical ventilator beds and critical care beds are identical. For Scotland, mechanical ventilator beds and critical care beds are identical. Scottish figures include a small number of patients who are not on mechanical ventilation. For England, the denominator is the number of beds which are capable of delivering mechanical ventilation. The numerator is the number of COVID patients in beds which are capable of delivering mechanical ventilation. For Northern Ireland, the denominator is the number of beds which are capable of delivering mechanical ventilation, based on its current maximum surge capacity. The numerator is the number of COVID patients in beds which are capable of delivering mechanical ventilation.

People in hospital with COVID-19 (UK)

Community hospitals are included in figures for Wales from 23 April onwards. England and Scottish data includes 'confirmed' cases, Northern Ireland and Welsh data includes 'confirmed' and 'suspected' cases. Due to the way Northern Ireland report, the UK figure is calculated by taking the most recent day for Great Britain plus the previous day for Northern Ireland. National data may not be directly comparable as data about COVID-19 patients in hospitals is collected differently across nations. From 22 May, a change in reporting resulted in some patients in Wales being reclassified as COVID patients. Prior to this date, some COVID positive patients who had been in hospital for 14 days and recovered were reported as non COVID patients. Northern Ireland data were revised on 30 May to reflect a methodology change for calculating the number of COVID inpatients.

Annex: Statistical notes

Daily COVID-19 deaths confirmed with a positive test (UK)

Figures on [deaths](#) relate to those who have tested positive for COVID-19. The 7-day rolling average (mean) of daily deaths is plotted on the last day of each seven day period. UK deaths are reported when paperwork is filed, rather than time of death. Deaths are reported in the 24 hours up to 5pm on the previous day. Figures for deaths reported on 25 May may represent a small undercount as the electronic data system used to collect NHS data was unavailable for part of Sunday 24 May. Access to the system was kept open to 7pm rather than the usual 5pm to allow late reporting, but figures may represent a small undercount. On 1 June the cumulative totals for deaths have been revised to include an additional 445 deaths in England. Please note the historical data for the daily totals before 1 June has not been updated. These additional deaths are from the period 26 April – 31 May. Figures still relate to those who have died, in any setting, having had a positive lab confirmed test. As the testing programme expands, work has been conducted to integrate individual level data on laboratory confirmed cases for Pillar 2 (commercial partner testing) into the central repository of laboratory results that PHE uses. This additional data flow has enabled PHE to incorporate the matching of additional laboratory confirmed cases, from Pillar 2, into their process, thereby increasing the number of deaths for which a positive, confirmed test exists. PHE have revised their daily series to show when these deaths were reported. For more information please see: <https://www.gov.uk/guidance/coronavirus-covid-19-information-for-the-public>