

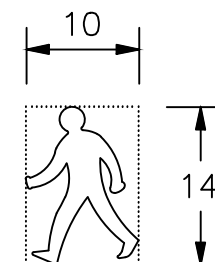
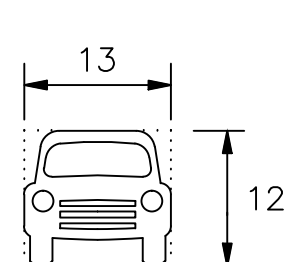
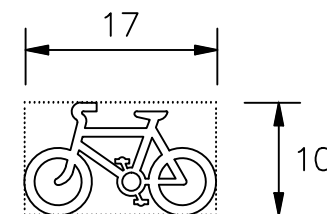
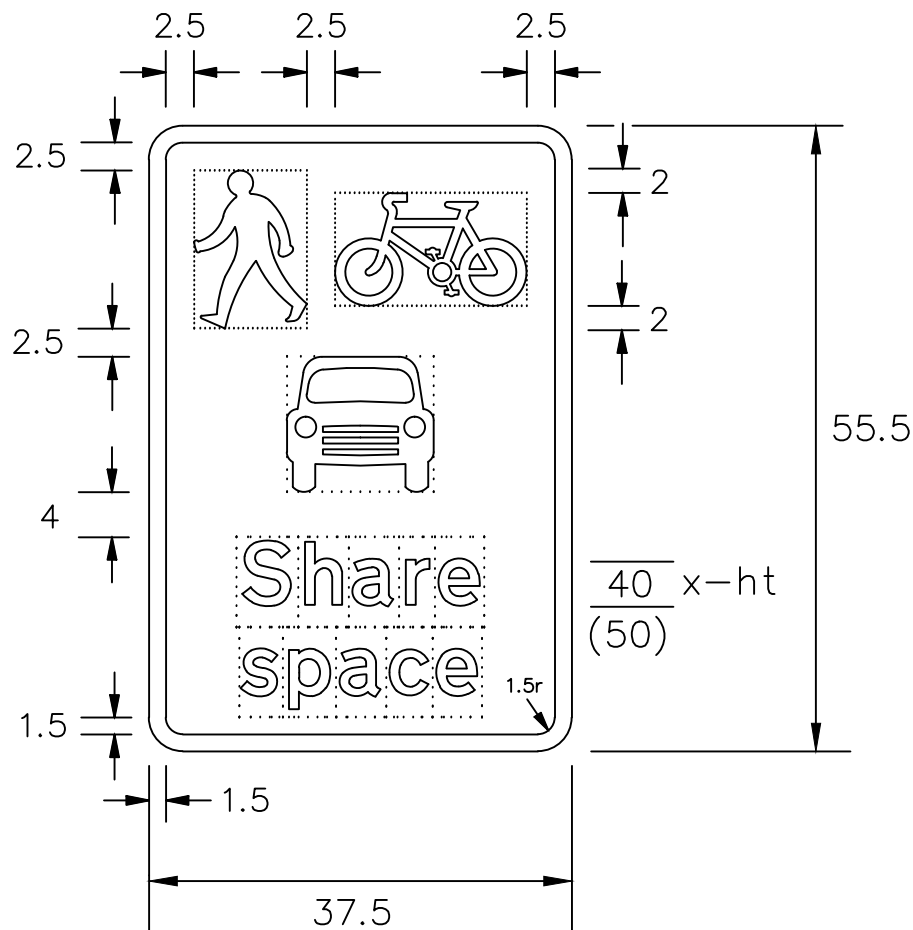
Drawing No.
NP 884

Related Drawings
S 2, S 19 & S 24

Before using this drawing, confirm that it has not been superseded.

© CROWN COPYRIGHT

- NOTES: 1. The legend is from the Transport Medium alphabet at the x-heights shown.
2. Symbol details are given on drawings S 2 (pedestrian), S 19 (car) and S 24 (cycle).
3. The tile outlines do not form part of the signs.
4. COLOURS : Background ----- BLUE
Legend, Symbols & Border ---- WHITE
5. DIMENSIONS : x-heights are in millimetres, other dimensions are in stroke widths. (4sw = x-height)
6. See Chapter 7 of the Traffic Signs Manual for further design guidance.



NP884

<p>Department for Transport</p>	Title:	Informatory Sign	Issue:	Date:	Drawn by :	Dimensions :	Drawing No.
		SHARE SPACE	A:	13.4.12	A.K.	SEE NOTE 5	NP 884
			B:		Approved by:		
			C:		J.B.		