

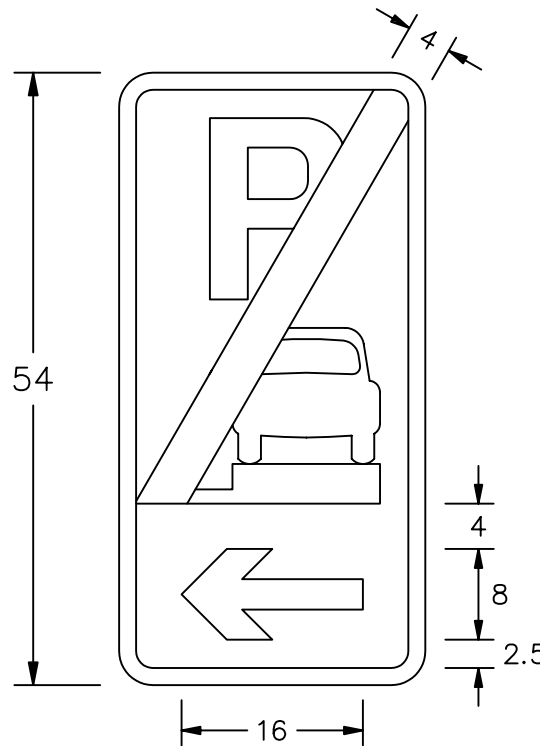
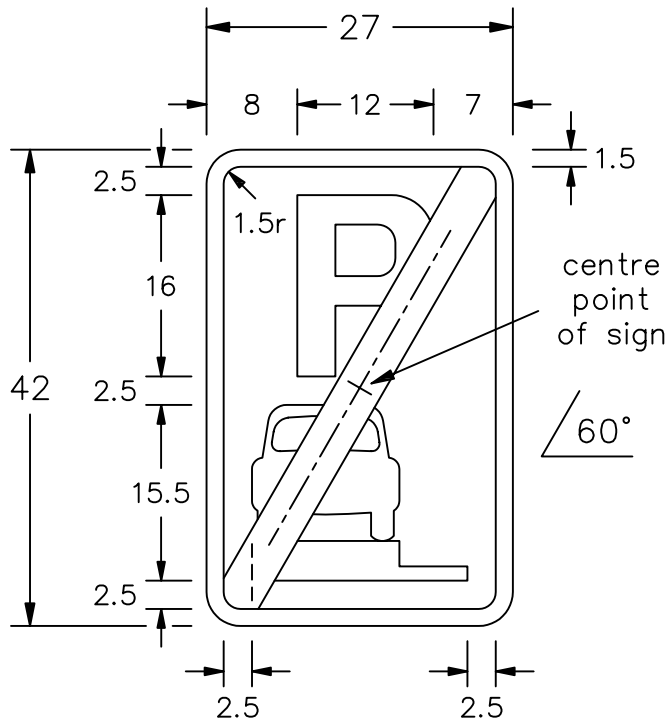
Drawing No.  
P 668.2

Related Drawings  
S 19 & S 43

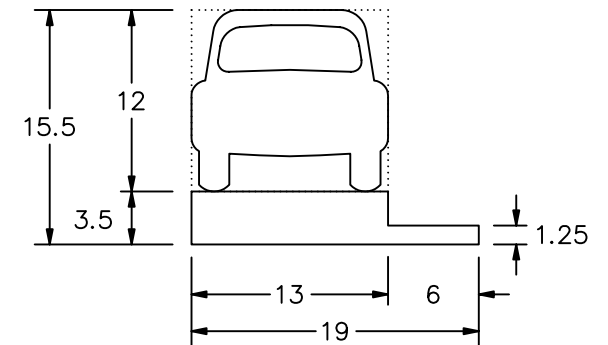
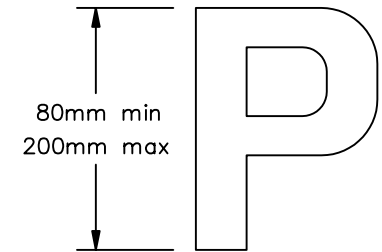
Before using this drawing, confirm that it has not been superseded.

© CROWN COPYRIGHT

- NOTES:
1. Car symbol details are given on drawing S 19 and 'P' symbol details on drawing S 43.
  2. The tile outline does not form part of the signs.
  3. COLOURS : Background ----- BLUE  
Border, Arrow & Symbols ---- WHITE  
Diagonal Bar ----- RED
  4. All dimensions, unless shown otherwise, are in stroke widths based on a nominal x-height of 20mm min and 50mm max. (4sw = x-height)



VARIANT



P668x2

Department for  
**Transport**

Title: Regulatory Signs  
END OF PARKING PLACE  
WHOLLY ON VERGE OR FOOTWAY

Issue: Date: Drawn by:  
A: 4.7.94 S.P.  
B: 16.8.04 Approved by:  
C: R.M.

Dimensions:  
SEE  
NOTE 4

Drawing No.  
P 668.2