

Drawing No.
P 660.5
Sheet 1 of 3

Related Drawing
S 43

Before using this drawing, confirm that it has not been superseded.

© CROWN COPYRIGHT

NOTES: 1. The legend is from the Transport Heavy alphabet at the x-heights shown.

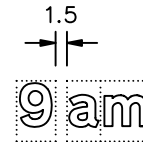
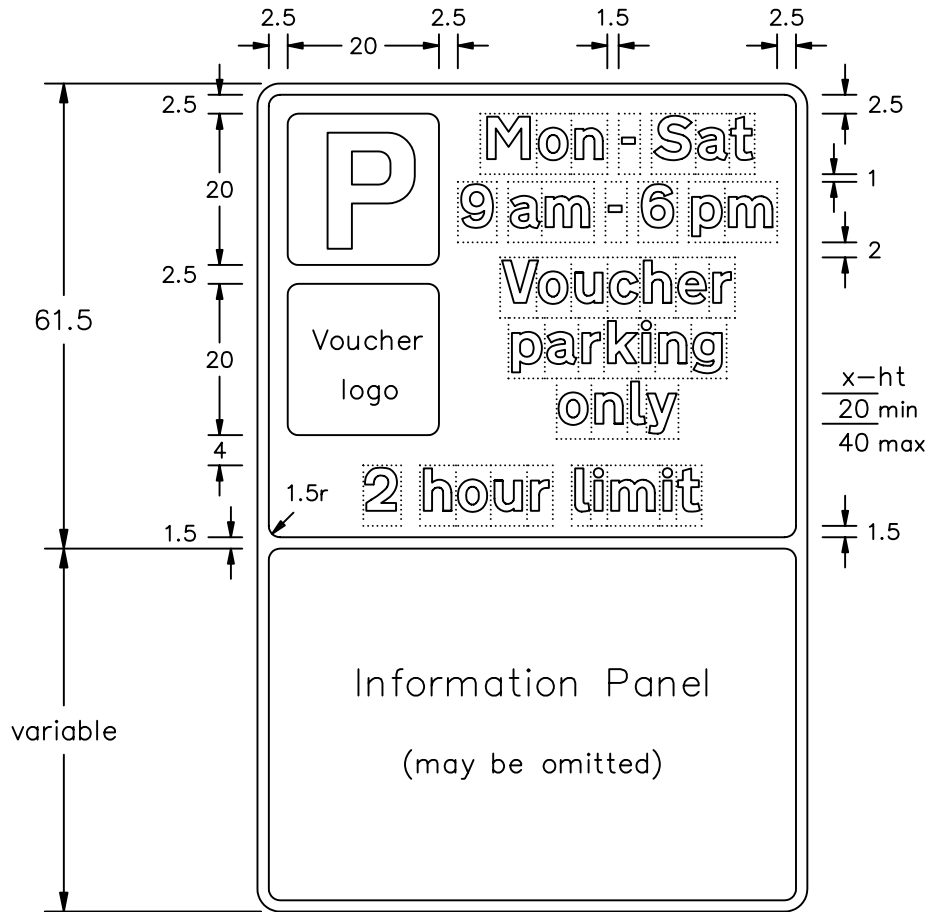
2. The tile outlines do not form part of the signs.

3. Details of the 'P' symbol are given on drawing S 43. The voucher parking symbol shall be in accordance with the design on the approved voucher and shall be accommodated with the size shown.

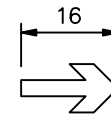
4. COLOURS : Background ----- WHITE
Legend & Border ---- BLACK
Arrow ----- BLACK
'P' symbol ----- WHITE
'P' tile ----- BLUE

5. DIMENSIONS : x-heights are in millimetres, other dimensions are in stroke widths. (4sw = x-height)

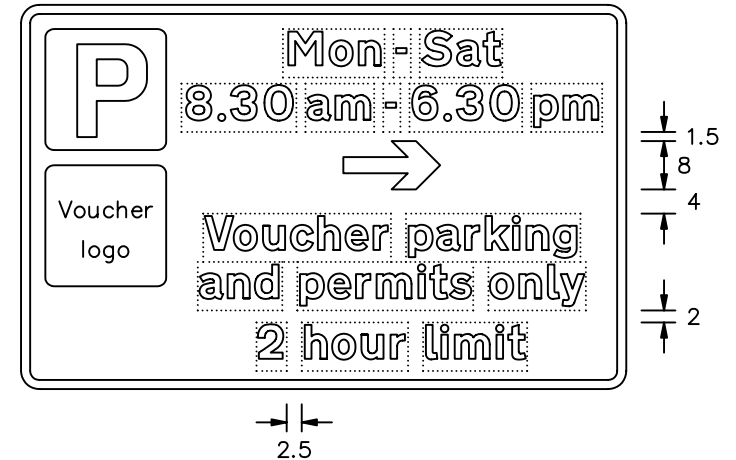
6. See sheets 2 and 3 for other variants. See section 12 in Chapter 7 of the Traffic Signs Manual for further details of time plate design.



$\frac{x-ht}{20 \text{ min}}$
 $\frac{x-ht}{40 \text{ max}}$



VARIANT



P660x5-1

Department for
Transport

Title: Regulatory Signs
VOUCHER PARKING

Issue: Date:
A: 25.7.94
B: 26.7.95
C: 26.4.05

Drawn by: S.P.
Approved by: R.M.

Dimensions: SEE NOTE 5


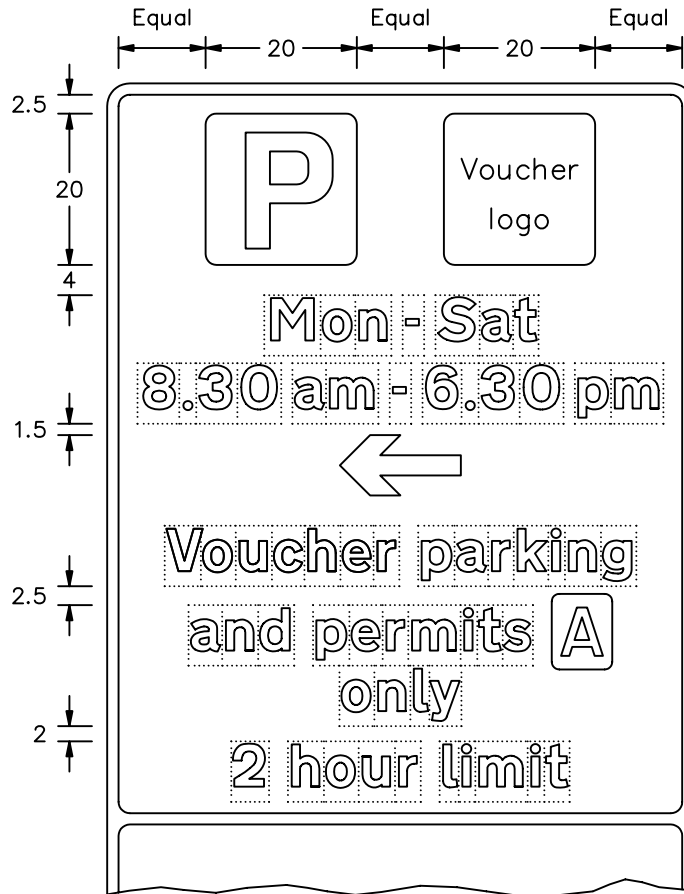
Drawing No. P 660.5
Sheet 1 of 3

Drawing No.
P 660.5
Sheet 2 of 3

Related Drawings
S 43 & P 660.3

Before using this drawing, confirm that it has not been superseded.

© CROWN COPYRIGHT



- NOTES: 1. The legend is from the Transport Heavy alphabet at the x-heights shown. The permit code character, as shown, is from the Transport Medium alphabet.
2. The tile outlines do not form part of the signs.
3. Details of the 'P' symbol are given on drawing S 43 and permit codes on drawing P 660.3. The voucher parking symbol shall be in accordance with the design on the approved voucher and shall be accommodated with the size shown.
4. COLOURS: -
Background ----- WHITE
Legend & Border ---- BLACK
Arrow ----- BLACK
'P' symbol ----- WHITE
'P' tile ----- BLUE
- The permit code character and tile may be in any contrasting colours.
5. DIMENSIONS : x-heights are in millimetres, other dimensions are in stroke widths. (4sw = x-height)
6. See sheet 1 for other dimensions. For other designs see sheets 1 and 3. See section 12 in Chapter 7 of the Traffic Signs Manual for further details of time plate design.

P660x5-2

Department for
Transport

Title: Regulatory Signs
VOUCHER PARKING (variants)

Issue: Date:
A: 25.7.94
B: 26.7.95
C: 26.4.05

Drawn by: R.M.
Approved by: R.M.

Dimensions: SEE NOTE 5

Drawing No. P 660.5
Sheet 2 of 3

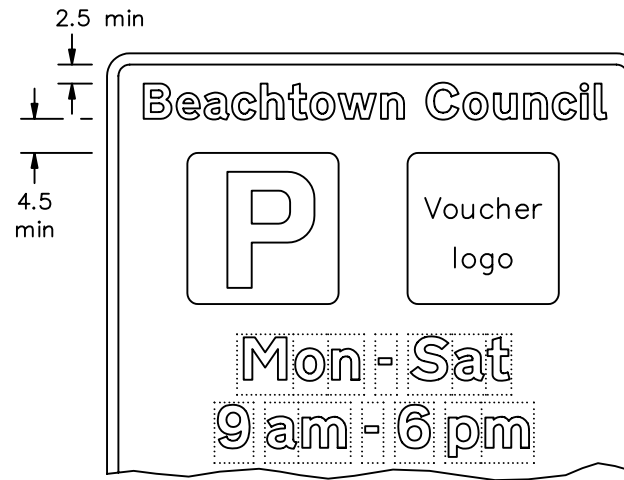
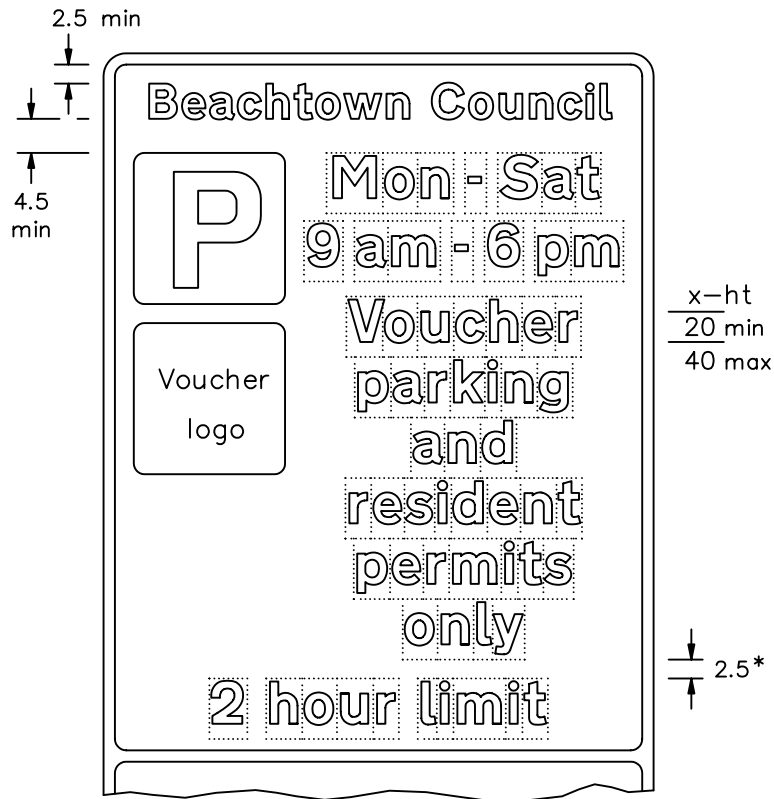
Drawing No.
P 660.5
Sheet 3 of 3

Related Drawing
S 43

Before using this drawing, confirm that it has not been superseded.

© CROWN COPYRIGHT

- NOTES:
- The legend is from the Transport Heavy alphabet at the x-heights shown.
 - The tile outlines do not form part of the signs.
 - Details of the 'P' symbol are given on drawing S 43. The voucher parking symbol shall be in accordance with the design on the approved voucher and shall be accommodated with the size shown on sheet 1.
 - COLOURS:—
Background ----- WHITE
Legend & Border --- BLACK
'P' symbol ----- WHITE
'P' tile ----- BLUE
 - DIMENSIONS : x-heights are in millimetres, other dimensions are in stroke widths. (4sw = x-height)
 - See sheet 1 for other dimensions. For other designs see sheets 1 and 2. See section 12 in Chapter 7 of the Traffic Signs Manual for further details of time plate design.



The x-height of traffic authority name may be smaller than that for the main legend.

*This dimension is reduced to 2sw when '2 hour limit' is centred on the legend above it (see sheets 1 and 2)

P660x5-3

<p><i>Department for</i> Transport</p>	<p>Title: Regulatory Signs VOUCHER PARKING (variants)</p>	Issue: A: 25.7.94	Date: B: 26.7.95	<p>Drawn by: R.M. Approved by: R.M.</p>	<p>Dimensions: SEE NOTE 5</p>	<p>Drawing No. P 660.5 Sheet 3 of 3</p>
		C: 26.4.05				